



8/17/99

WETHERILL ENGINEERING

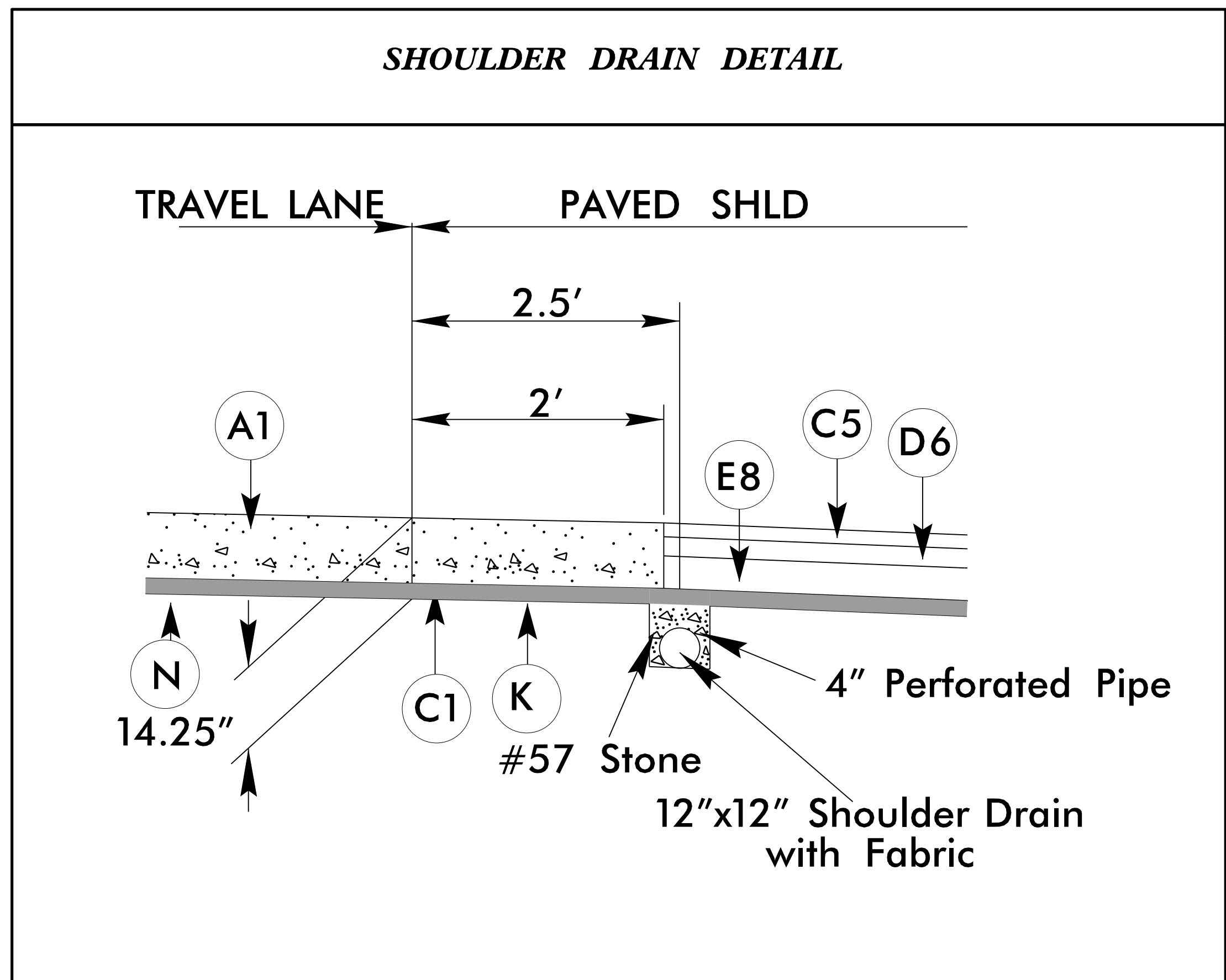
TRANSPORTATION PLANNING/DESIGN - BRIDGE/STRUCTURE DESIGN
CIVIL/SITE DESIGN - GIS/GPS - CONSTRUCTION OBSERVATION

1223 Jones Franklin Road
Raleigh, N.C. 27606
License No. F-0377
Bus: 919 851 8077
Fax: 919 851 8107

PROJECT REFERENCE NO. U-2525C	SHEET NO. 2A-7
ROADWAY DESIGN ENGINEER 1/8/2018	PAVEMENT DESIGN ENGINEER 1/19/2018
	
Bob A. May Professional Engineer No. 21116 State of North Carolina	Clark S. Morrison Professional Engineer No. 22896 State of North Carolina

SUMMARY OF SHOULDER DRAIN, SHOULDER DRAIN PIPE & CONCRETE OUTLET PADS

STATION -L-	STATION -L-	LOCATION	OUTLET LOCATION	SHOULDER DRAIN PIPE (FT)	SHOULDER DRAIN (FT)	OUTLET PIPE (FT)	CONCRETE PAD FOR OUTLET	REMARKS	
275+00.00	277+50.00	LT. OUTSIDE	277+50.00	250'	250'	75'	1		
293+32.00	328+65.00	LT. OUTSIDE	293+32.00	3,533'	3,533'	10'		TIE TO 2GI STR. 0622	
			296+50.00			37'	1		
			299+50.00			32'	1		
			302+50.00			32'	1		
			305+63.00			12'		TIE TO 2GI STR. 0710	
			308+00.00			12'		TIE TO 2GI STR. 0705	
			310+00.00			12'		TIE TO 2GI STR. 0804	
			313+00.00			12'		TIE TO 2GI STR. 0814	
			315+00.00			12'		TIE TO 2GI STR. 0810	
			317+00.00			12'		TIE TO 2GI STR. 0808	
			320+00.00			12'		TIE TO 2GI STR. 0901	
			323+50.00			12'		TIE TO 2GI STR. 0912	
			326+50.00			12'		TIE TO 2GI STR. 0916	
311+10.00	335+95.00	LT. OUTSIDE	333+50.00	2,485'	2,485'	12'		TIE TO 2GI STR. 1005	
			335+95.00			12'		TIE TO 2GI STR. 1014	
338+77.00	406+25.00	LT. OUTSIDE	339+75.00	6,748'	6,748'	12'		TIE TO 2GI STR. 1019	
			342+40.00			49'		TIE TO 2GI STR. 1025	
			347+70.00			12'		TIE TO 2GI STR. 1110	
			351+40.00			12'		TIE TO 2GI STR. 1120	
			355+00.00			12'		TIE TO 2GI STR. 1125	
			358+00.00			12'		TIE TO 2GI STR. 1131	
			361+00.00			12'		TIE TO 2GI STR. 1205	
			364+00.00			12'		TIE TO 2GI STR. 1210	
			367+40.00			12'		TIE TO 2GI STR. 1215	
			370+00.00			12'		TIE TO 2GI STR. 1229	
			371+50.00			12'		TIE TO 2GI STR. 1230	
			375+00.00			12'		TIE TO 2GI STR. 1305	
			378+40.00			12'		TIE TO 2GI STR. 1307	
			381+80.00			12'		TIE TO 2GI STR. 1320	
			385+75.00			12'		TIE TO 2GI STR. 1330	
			387+82.00			12'		TIE TO 2GI STR. 1405	
			389+50.00			36'		TIE TO 2GI STR. 1411	
			392+50.00			36'		TIE TO 2GI STR. 1413	
			394+00.00			36'		TIE TO 2GI STR. 1417	
			399+50.00			20'		TIE TO 2GI STR. 1419	
			402+00.00			24'		TIE TO 2GI STR. 1469	
			404+00.00			8'		TIE TO 2GI STR. 1468	
			406+25.00			52'		TIE TO 2GI STR. 1470	
407+00.00	416+00.00	LT. OUTSIDE	407+00.00	900'	900'	32'		TIE TO 2GI STR. 1478	
			410+00.00			32'		TIE TO 2GI STR. 1488	
			413+00.00			32'		TIE TO 2GI STR. 1491	
416+50.00	433+80.00	LT. OUTSIDE	416+50.00	1,730'	1,730'	12'		TIE TO 2GI STR. 1518	
			420+00.00			32'		TIE TO 2GI STR. 1526	
			423+60.00			32'		TIE TO 2GI STR. 1536	
			426+60.00			16'		TIE TO 2GI STR. 1549	
			430+00.00			12'		TIE TO 2GI STR. 1600	
			433+50.00			36'		TIE TO 2GI STR. 1614	
500+50.00	553+00.00	LT. OUTSIDE	500+50.00	5,250'	5,250'	12'		TIE TO 2GI STR. 2001	
			504+10.00			12'		TIE TO 2GI STR. 2006	
			508+50.00			12'		TIE TO 2GI STR. 2012	
			511+50.00			36'		TIE TO 2GI STR. 2014	
			514+00.00			36'		TIE TO 2GI STR. 2103	
			517+00.00			36'		TIE TO 2GI STR. 2102	
			520+00.00			36'		TIE TO 2GI STR. 2101	
			523+00.00			36'	1		
			525+78.00			24'		TIE TO 2GI STR. 2120	
			527+00.00			26'		TIE TO 2GI STR. 2122	
			530+98.00			16'		TIE TO 2GI STR. 2212	
			533+75.00			36'	1		
			536+50.00			32'		TIE TO 2GI STR. 2216	
			541+00.00			32'		TIE TO 2GI STR. 2220	
			545+00.00			32'		TIE TO 2GI STR. 2303	
			548+50.00			32'		TIE TO EXIST.2GI	
			552+90.00			32'		TIE TO EXIST.2GI	
SHEET TOTAL:					20,896'	20,896'	1,476'	6	



**DOCUMENT NOT CONSIDERED FINAL
UNLESS ALL SIGNATURES COMPLETED**

PAVEMENT SCHEDULE	
A1	13" CONC. THROUGH LANES
C1	1 1/4" SF9.5A
C5	3" S9.5C
D6	3" I19.0C
E8	7" B25.0C
K	8" CLASS IV STAB.
N	GEOTEXTILE STABILIZATION

12/6/2017 12:25:25c_rdy_psh_02A-7.dgn