

**This electronic collection of documents is provided
for the convenience of the user
and is Not a Certified Document –**

**The documents contained herein were originally issued
and sealed by the individuals whose names and license
numbers appear on each page, on the dates appearing
with their signature on that page.**

**This file or an individual page
shall not be considered a certified document.**

**STATE OF NORTH CAROLINA
DEPARTMENT OF TRANSPORTATION**

**PAVEMENT MARKING PLAN
EDGEcombe COUNTY**

LOCATION: SR 1250 (SPRINGFIELD ROAD) FROM US-64 ALTERNATE TO SR 1243 (LEGGETT ROAD).

T.I.P.: U-4762

INDEX

SHEET NO.	DESCRIPTION
PMP-1	PAVEMENT MARKING PLAN TITLE AND SCHEDULE SHEET
PMP-2-7	PAVEMENT MARKING DETAIL

ROADWAY STANDARD DRAWING

THE FOLLOWING ROADWAY STANDARDS AS APPEAR IN "ROADWAY STANDARD DRAWINGS" - PROJECT SERVICES UNIT - N.C. DEPARTMENT OF TRANSPORTATION - RALEIGH, N.C., DATED JANUARY 2012 ARE APPLICABLE TO THIS PROJECT AND BY REFERENCE HEREBY ARE CONSIDERED A PART OF THESE PLANS:

STD. NO.	TITLE
1205.01	PAVEMENT MARKINGS - LINE TYPES AND OFFSETS
1205.02	PAVEMENT MARKINGS - TWO-LANE AND MULTILANE ROADWAYS
1205.04	PAVEMENT MARKINGS - INTERSECTIONS
1205.05	PAVEMENT MARKINGS - TURN LANES
1205.08	PAVEMENT MARKINGS - SYMBOLS AND WORD MESSAGES
1205.09	PAVEMENT MARKINGS - PAINTED ISLANDS
1250.01	RAISED PAVEMENT MARKERS - INSTALLATION SPACING
1251.01	RAISED PAVEMENT MARKERS - PERMANENT AND TEMPORARY

**PAVEMENT
MARKING SCHEDULE**

SYMBOL	DESCRIPTION	TOTAL QUANTITY
TA	THERMOPLASTIC (4", 90 MILS) WHITE EDGELINE	TOTAL 1,050 LF
T8	THERMOPLASTIC (4", 120 MILS) 2 FT. - 6 FT./SP WHITE MINISKIP	TOTAL 17,981 LF
TD	3 FT. - 9 FT./SP WHITE MINISKIP	
TE	WHITE SOLID LANE LINE	
TF	10 FT. YELLOW SKIP	
TH	YELLOW SINGLE CENTER	
TI	YELLOW DOUBLE CENTER	
TV	THERMOPLASTIC (12", 90 MILS) YELLOW DIAGONAL	TOTAL 160 LF
T2	THERMOPLASTIC (24", 120 MILS) WHITE STOPBAR	TOTAL 70 LF
UA	THERMOPLASTIC PAVEMENT MARKING SYMBOLS (90 MILS) LEFT TURN ARROW	TOTAL 47 EA
UB	RIGHT TURN ARROW	
MA	PERMANENT RAISED PAVEMENT MARKERS YELLOW & YELLOW	TOTAL 201 EA
MB	CRYSTAL & RED	

GENERAL NOTES

THE FOLLOWING GENERAL NOTES APPLY AT ALL TIMES FOR THE DURATION OF THE CONSTRUCTION PROJECT, EXCEPT WHEN OTHERWISE NOTED IN THE PLAN, OR DIRECTED BY THE ENGINEER.


- A) INSTALL PAVEMENT MARKINGS AND PAVEMENT MARKERS ON THE FINAL SURFACE AS FOLLOWS:

ROAD NAME	MARKING	MARKER
-L-	THERMOPLASTIC	PERMANENT RAISED
- B) TIE PROPOSED PAVEMENT MARKING LINES TO EXISTING PAVEMENT MARKING LINES.
- C) REMOVE/REPLACE ANY CONFLICTING/DAMAGED PAVEMENT MARKINGS AND MARKERS.
- D) PASSING ZONES WILL BE DETERMINED IN THE FIELD AND MUST BE APPROVED BY THE ENGINEER.
- E) STOP BAR LOCATION AT NON-SIGNALIZED INTERSECTIONS MAY BE ADJUSTED AS DIRECTED BY THE ENGINEER.
- F) UNLESS OTHERWISE SPECIFIED, HEATED-IN-PLACE THERMOPLASTIC MAY BE USED IN LIEU OF EXTRUDED THERMOPLASTIC FOR STOP BARS, SYMBOLS, CHARACTERS AND DIAGONALS. IF HEATED-IN-PLACE IS USED, IT SHALL BE PAID FOR USING THE EXTRUDED THERMOPLASTIC PAY ITEM.

PLAN REVIEWED BY: N.C.D.O.T. SIGNING AND DELINEATION UNIT

SIGNING & DELINEATION REGIONAL ENGINEER

SIGNING & DELINEATION PROJECT DESIGN ENGINEER/TECHNICIAN



PLAN PREPARED BY: VHB Engineering NC, P.C.

Joseph Lewis, PE PROJECT ENGINEER

A. Matthew Thigpen, PE PROJECT DESIGN ENGINEER



CONTRACT:

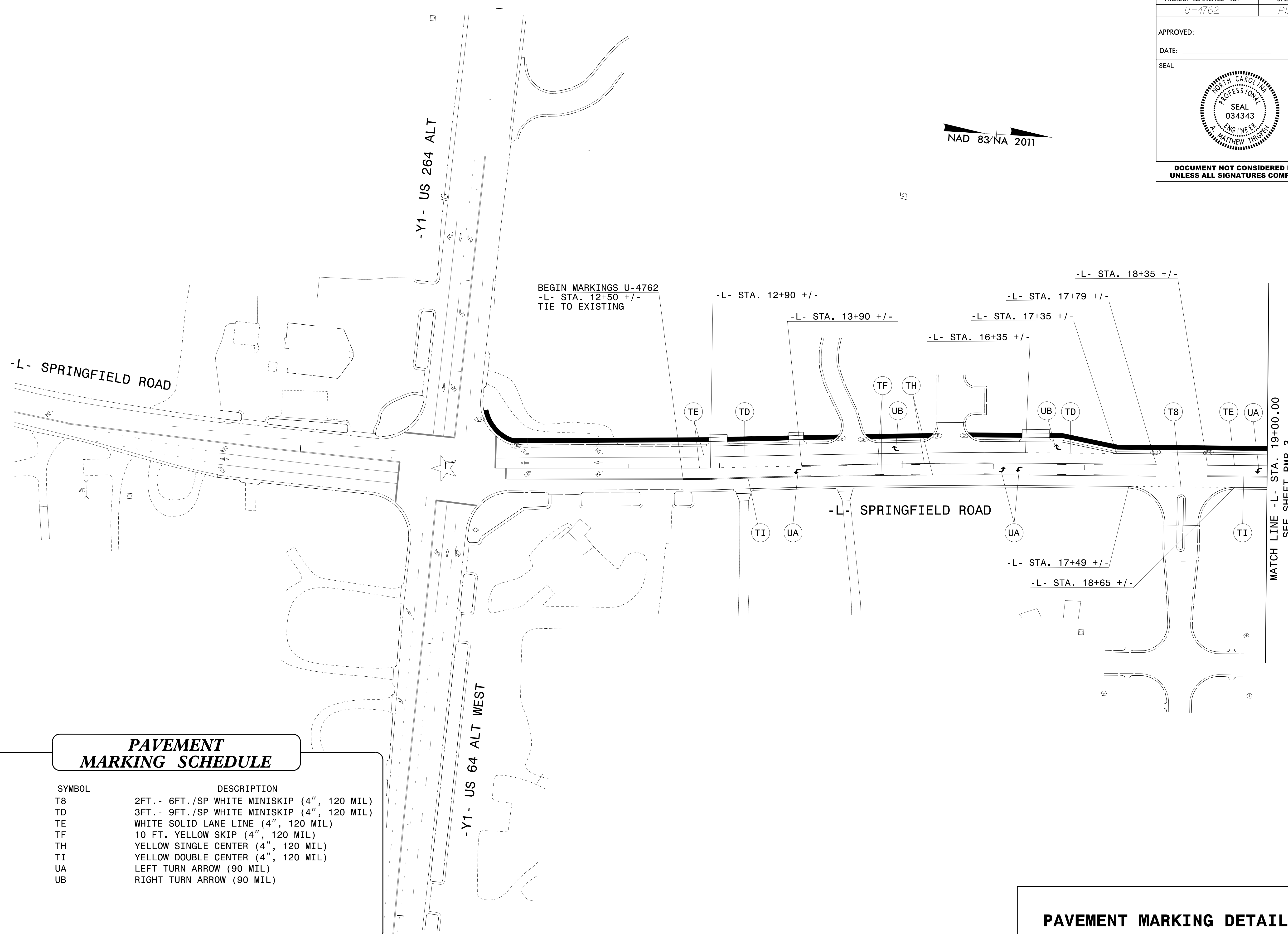
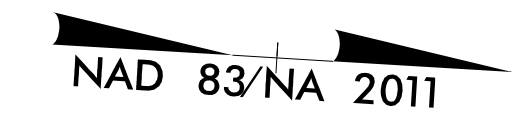
APPROVED: _____

DATE: _____

SEAL



**DOCUMENT NOT CONSIDERED FINAL
UNLESS ALL SIGNATURES COMPLETED**



PAVEMENT MARKING SCHEDULE

SYMBOL	DESCRIPTION
T8	2FT.- 6FT./SP WHITE MINISKIP (4", 120 MIL)
TD	3FT.- 9FT./SP WHITE MINISKIP (4", 120 MIL)
TE	WHITE SOLID LANE LINE (4", 120 MIL)
TF	10 FT. YELLOW SKIP (4", 120 MIL)
TH	YELLOW SINGLE CENTER (4", 120 MIL)
TI	YELLOW DOUBLE CENTER (4", 120 MIL)
UA	LEFT TURN ARROW (90 MIL)
UB	RIGHT TURN ARROW (90 MIL)

PAVEMENT MARKING DETAIL

5/17/2017
 C:\Users\mthigpen\Documents\Projects\U-4762\Drawings\Traffic\ Pavement Marking\U-4762.pmp-sh_04.dgn
 User: mthigpen



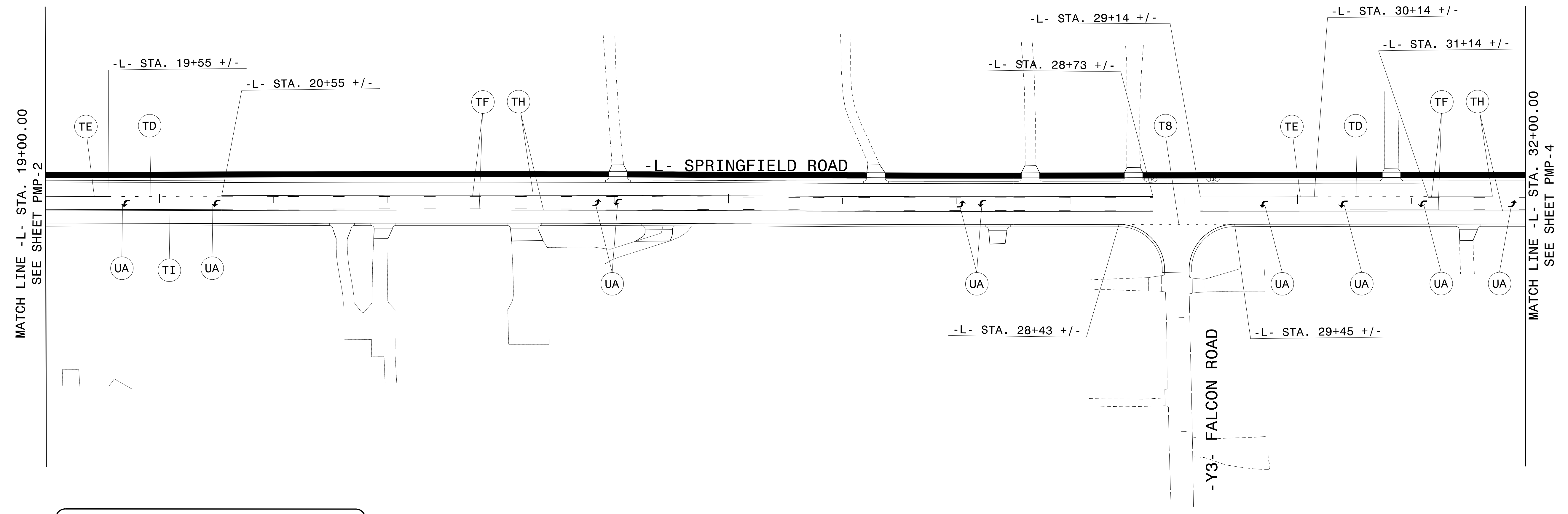
**DOCUMENT NOT CONSIDERED FINAL
UNLESS ALL SIGNATURES COMPLETED**



20

25

30



MATCH LINE -L- STA. 19+00.00
SEE SHEET PMP-2

MATCH LINE -L- STA. 32+00.00
SEE SHEET PMP-4

**PAVEMENT
MARKING SCHEDULE**

SYMBOL	DESCRIPTION
T8	2FT.- 6FT./SP WHITE MINISKIP (4", 120 MIL)
TD	3FT.- 9FT./SP WHITE MINISKIP (4", 120 MIL)
TE	WHITE SOLID LANE LINE (4", 120 MIL)
TF	10 FT. YELLOW SKIP (4", 120 MIL)
TH	YELLOW SINGLE CENTER (4", 120 MIL)
TI	YELLOW DOUBLE CENTER (4", 120 MIL)
UA	LEFT TURN ARROW (90 MIL)

PAVEMENT MARKING DETAIL

5/17/2017 5:45:55 PM C:\Users\mthigpen\OneDrive\Documents\Projects\U-4762\Drawings\PAVEMENT MARKING\U-4762.pmp-3.dgn

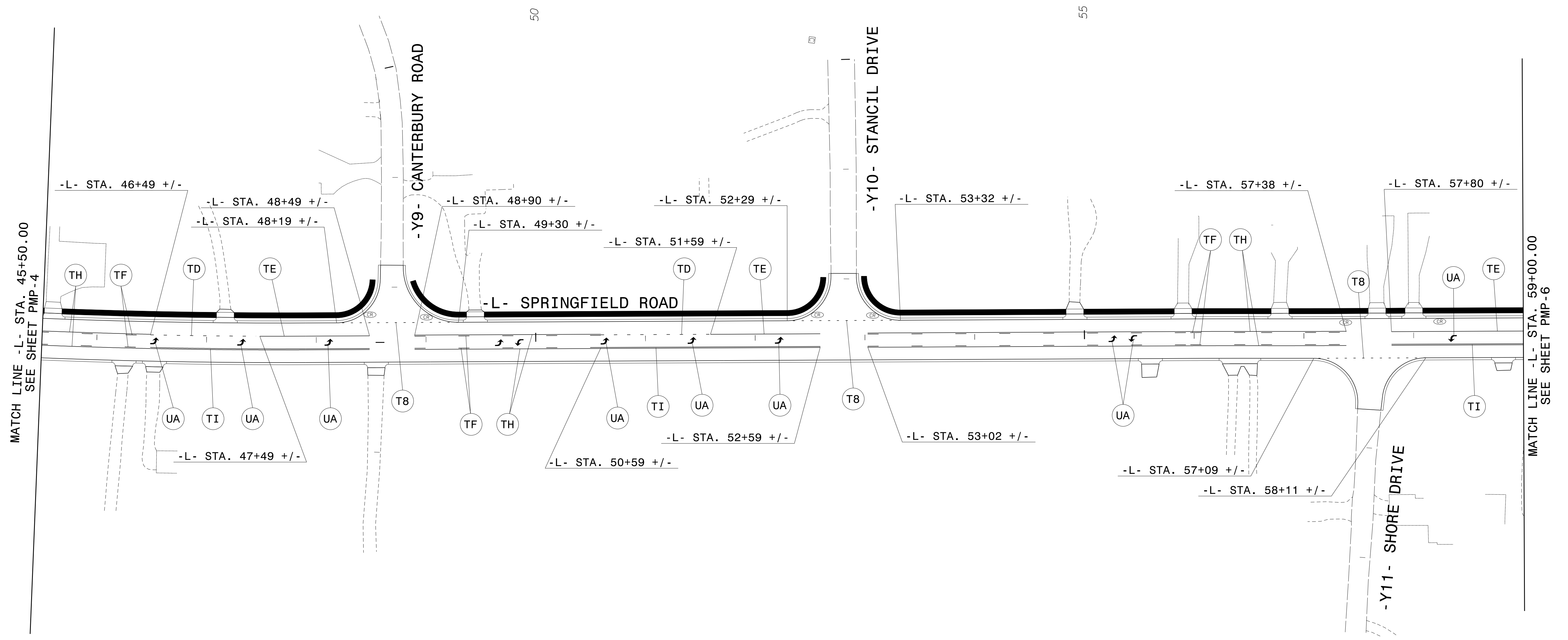
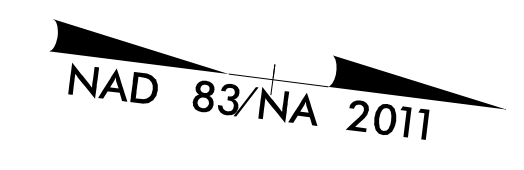
APPROVED: _____

DATE: _____

SEAL



**DOCUMENT NOT CONSIDERED FINAL
UNLESS ALL SIGNATURES COMPLETED**



PAVEMENT MARKING SCHEDULE

SYMBOL	DESCRIPTION
T8	2FT.- 6FT./SP WHITE MINISKIP (4", 120 MIL)
TD	3FT.- 9FT./SP WHITE MINISKIP (4", 120 MIL)
TE	WHITE SOLID LANE LINE (4", 120 MIL)
TF	10 FT. YELLOW SKIP (4", 120 MIL)
TH	YELLOW SINGLE CENTER (4", 120 MIL)
TI	YELLOW DOUBLE CENTER (4", 120 MIL)
UA	LEFT TURN ARROW (90 MIL)

PAVEMENT MARKING DETAIL

5/17/2017
 S:\Projects\2017\Projects\4762\Drawings\Traffic\ Pavement Marking\U-4762.pmp.psh_07.dgn
 User: mthigpen

