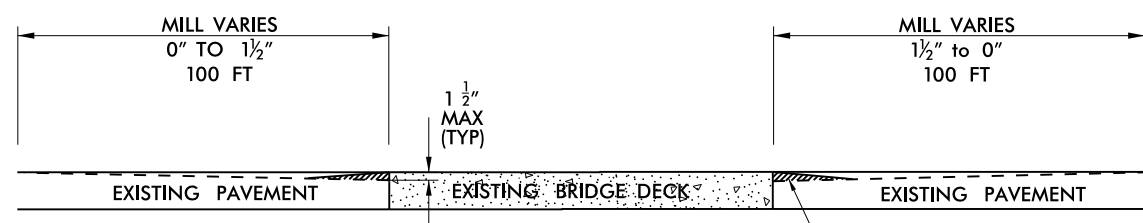


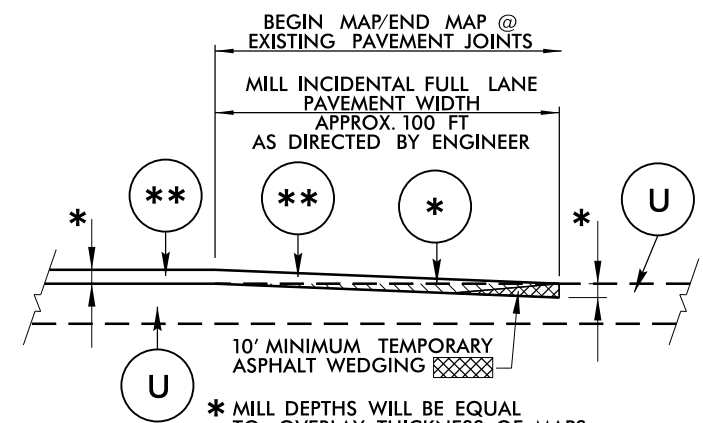
**MILLING
BRIDGE DECK
AND APPROACHES**
(SEE BRIDGE DATA SHEET)

TEMPORARY ASPHALT WEDGING
(TYPICAL BOTH SIDES OF BRIDGE)
IF APPROACHES ARE MILLED PRIOR
TO MILLING BRIDGE DECK



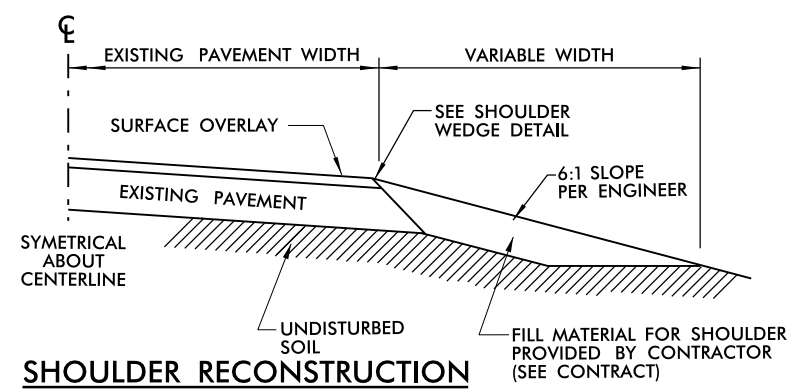
**INCIDENTAL MILLING
BRIDGE APPROACHES**
(SEE BRIDGE DATA SHEET)

TEMPORARY ASPHALT WEDGING
(TYPICAL BOTH SIDES OF BRIDGE)



INCIDENTAL MILLING AT TIE-IN DETAIL

* MILL DEPTHS WILL BE EQUAL TO OVERLAY THICKNESS OF MAPS SEE TYPICALS AND BRIDGE DATA SHEETS
** SEE TYPICALS FOR MIX TYPE



SHOULDER RECONSTRUCTION