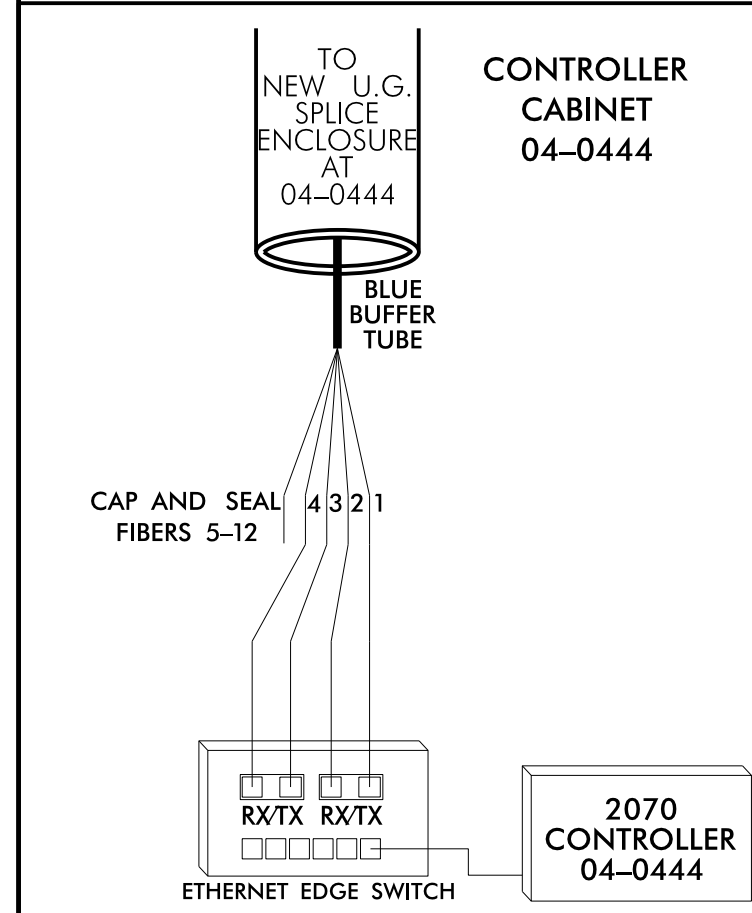
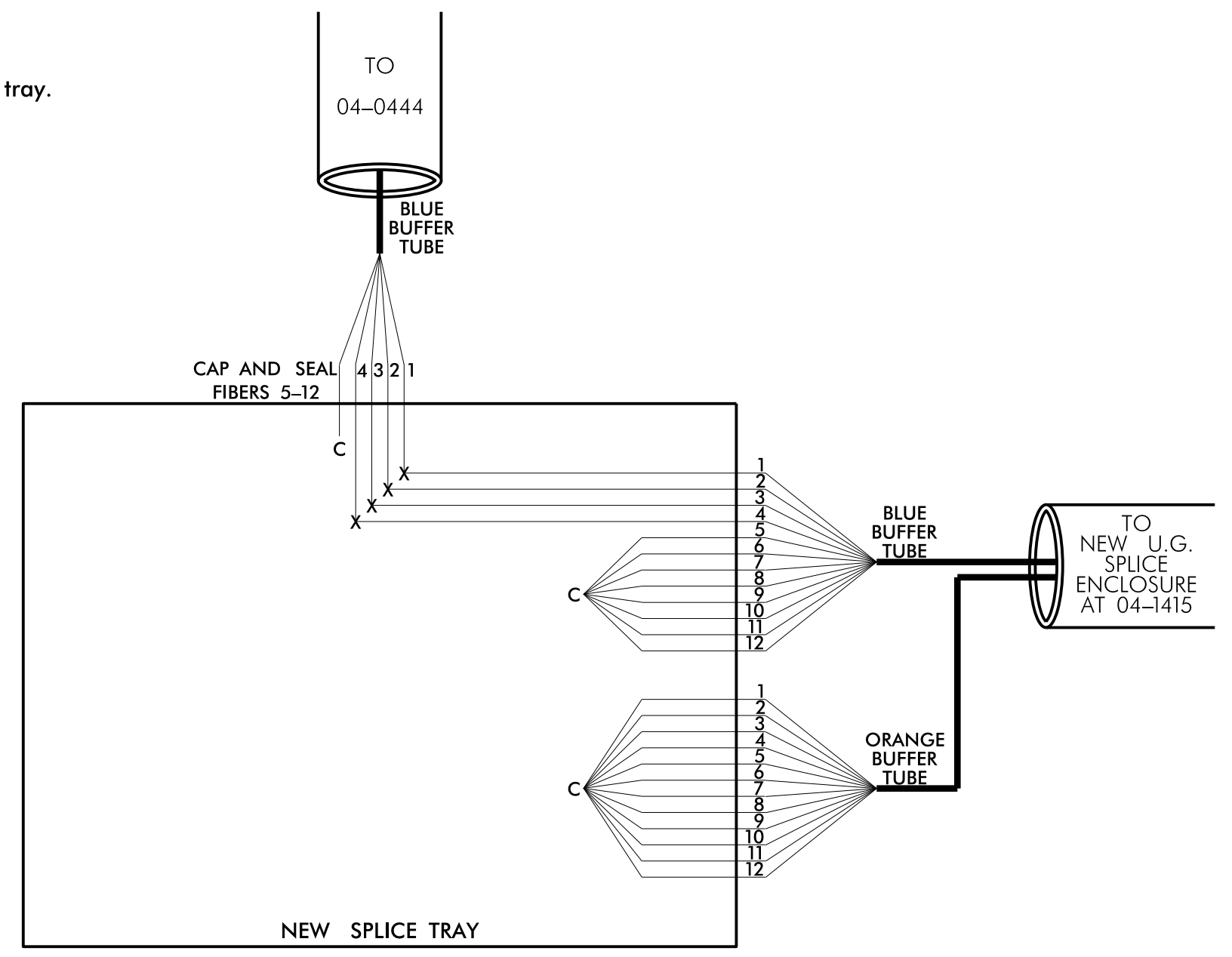


NEW UNDERGROUND SPlice ENCLOSURE
 BOOKER DAIRY RD. AT BUFFALO RD.
 SIG. INV. # 04-0444

Notes:
 Unused fibers left coiled and stored in splice tray.
 Unused Buffer Tubes left coiled and stored in splice tray.

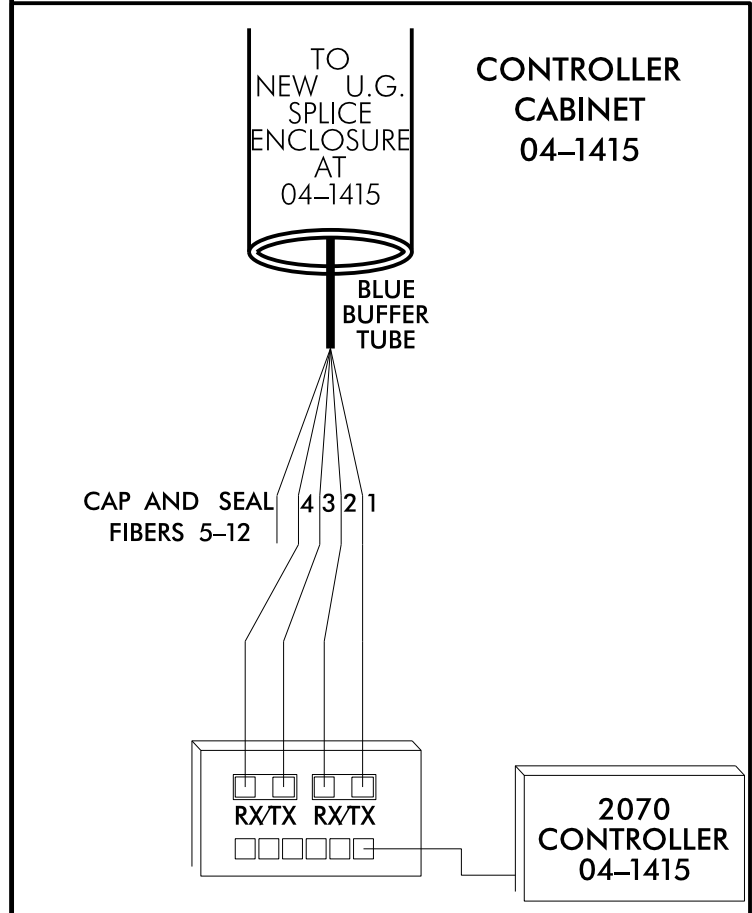
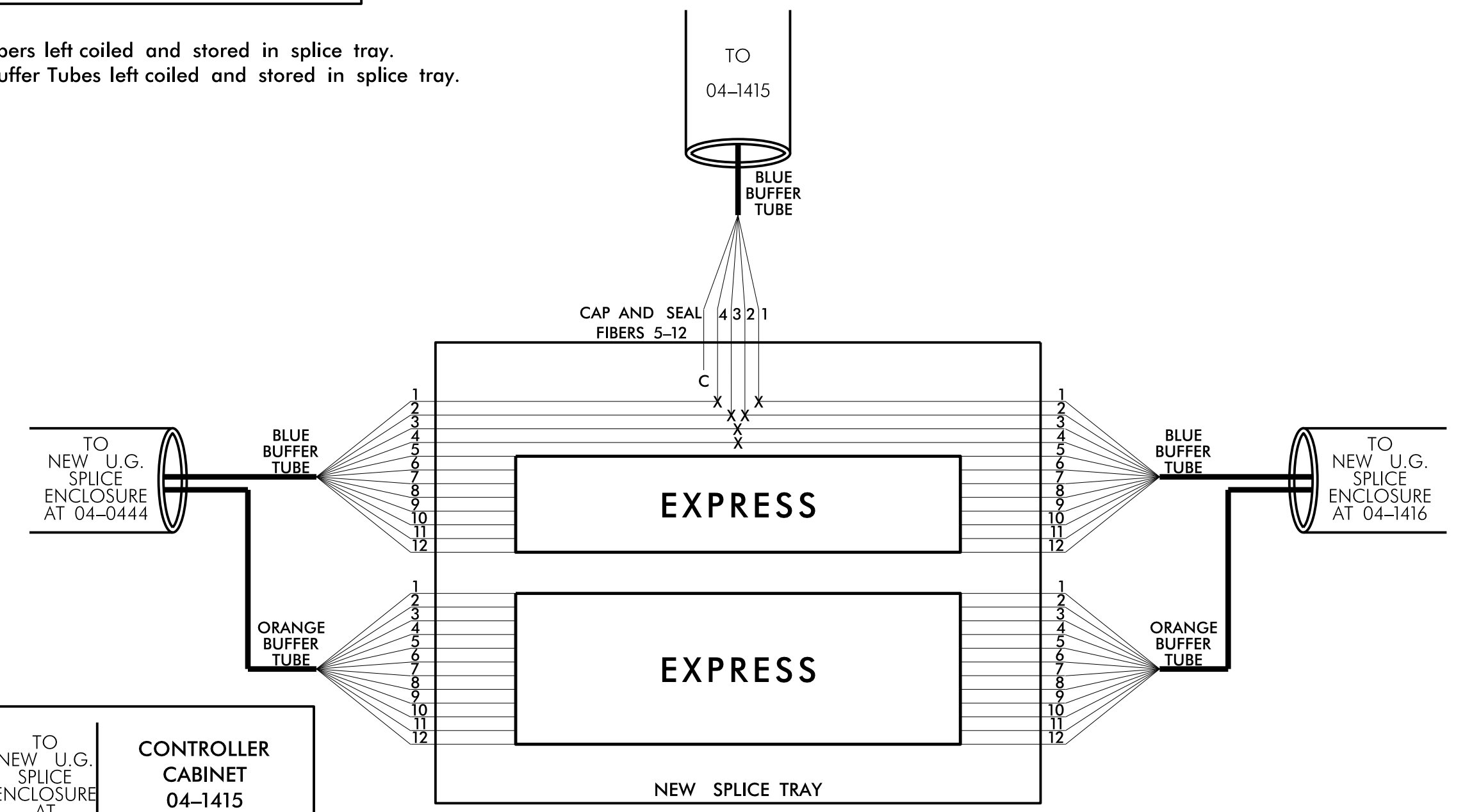
- LEGEND**
 X = FUSION SPICE
 C = CAP IN TRAY
- COLOR CODE**
 TIA/EIA 598-A
- (1) BLUE
 - (2) ORANGE
 - (3) GREEN
 - (4) BROWN
 - (5) SLATE
 - (6) WHITE
 - (7) RED
 - (8) BLACK
 - (9) YELLOW
 - (10) PURPLE
 - (11) ROSE
 - (12) AQUA



NEW UNDERGROUND SPlice ENCLOSURE
 BOOKER DAIRY RD. AT KELLIE DR.
 SIG. INV. # 04-1415

Notes:
 Unused fibers left coiled and stored in splice tray.
 Unused Buffer Tubes left coiled and stored in splice tray.

- LEGEND**
 X = FUSION SPICE
 C = CAP IN TRAY
- COLOR CODE**
 TIA/EIA 598-A
- (1) BLUE
 - (2) ORANGE
 - (3) GREEN
 - (4) BROWN
 - (5) SLATE
 - (6) WHITE
 - (7) RED
 - (8) BLACK
 - (9) YELLOW
 - (10) PURPLE
 - (11) ROSE
 - (12) AQUA



- 1) FIVE (5) DAYS PRIOR TO BEGINNING WORK ON THE SIGNAL SYSTEM, CONTACT THE DIVISION 04 DEPUTY TRAFFIC ENGINEER, RUSSELL BROADWELL, AT (252) 640-6507 TO ARRANGE FOR THE DIVISION TO PROGRAM THE NEW FIELD ETHERNET SWITCHES WITH THE NECESSARY NETWORK CONFIGURATION DATA, INCLUDING BUT NOT LIMITED TO: THE PROJECT IP ADDRESS, DEFAULT GATEWAY, SUBNET MASK AND VLAN ID INFORMATION. NOTIFY THE DEPUTY TRAFFIC ENGINEER AFTER ALL WORK IS PERFORMED TO ENSURE THAT ALL FIBER CIRCUITS ARE FUNCTIONING PROPERLY. WORK IS NOT COMPLETE UNTIL THE SIGNAL SYSTEM IS BACK UP AND OPERATIONAL.
- 2) CONTRACTOR TO RECORD FINAL SPlice ARRANGEMENT FOR COMPARISON TO THE SUPPLIED SPlice DETAILS. IF DISCREPANCIES EXIST, PROVIDE AS-BUILT PLANS TO THE ENGINEER.
- 3) ETHERNET SWITCH TERMINATION CONFIGURATIONS ARE GENERIC. CONTRACTOR IS RESPONSIBLE FOR DETERMINING \ ENSURING PROPER TERMINATIONS.
- 4) INCLUDE ON THE COVER OF EACH SPlice TRAY THE FOLLOWING: REFERENCE SECTION 1731 "FIBER OPTIC SPlice ENCLOSURE"
 - 1) SPlice LOCATION
 - 2) DATE
 - 3) COMPANY NAME
 - 4) NAME OF INDIVIDUAL PERFORMING THE SPlicing

PRIOR TO INSTALLING THE COVER ON THE SPlice TRAY TAKE A DIGITAL PHOTOGRAPH SHOWING THE SPlice TRAY AND INFORMATION SHOWN ABOVE (1-4) AND SUBMIT PHOTOGRAPH ALONG WITH OTRD TEST RESULTS.

DOCUMENT NOT CONSIDERED FINAL UNLESS ALL SIGNATURES COMPLETED

 Prepared in the Offices of: 750 N. Greenfield Pkwy., Garner, NC 27529	SPLICE DETAIL		SEAL
	DIVISION 04 JOHNSTON COUNTY SMITHFIELD PLAN DATE: AUGUST 2017 REVIEWED BY: <i>Neil Avery</i> PREPARED BY: A. J. SKUCE		SEAL 032108 ENGINEER MOHD A. ASLAMI 9/27/2017 DATE
REVISIONS _____		INIT. DATE _____	_____