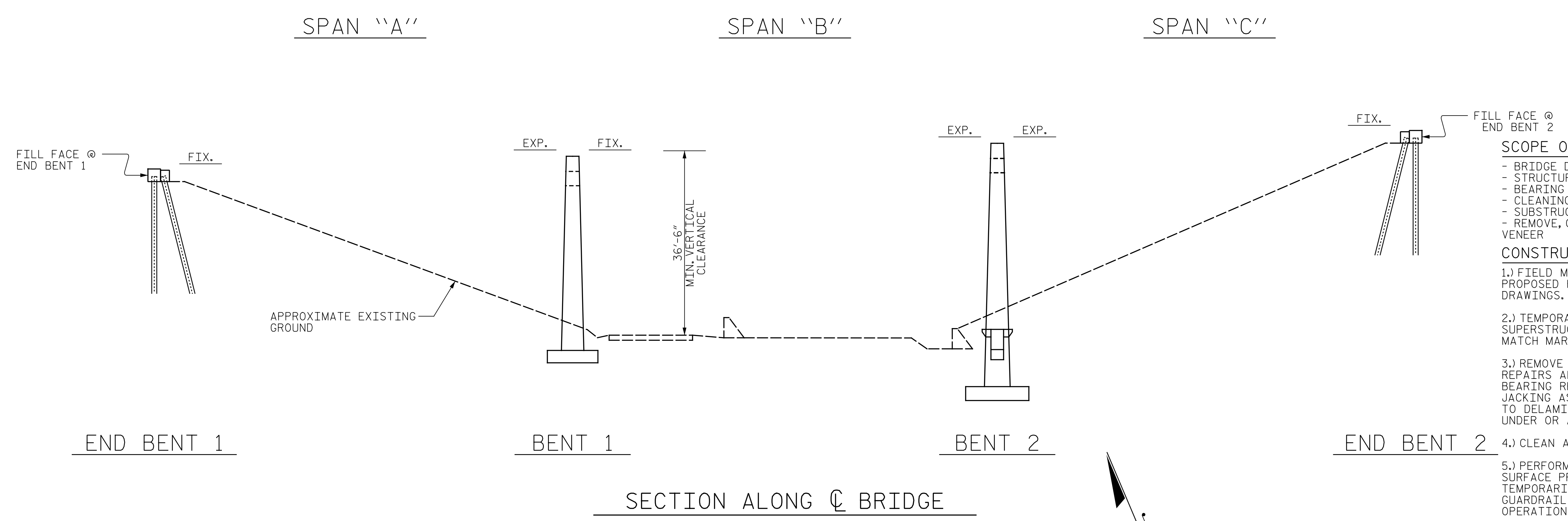


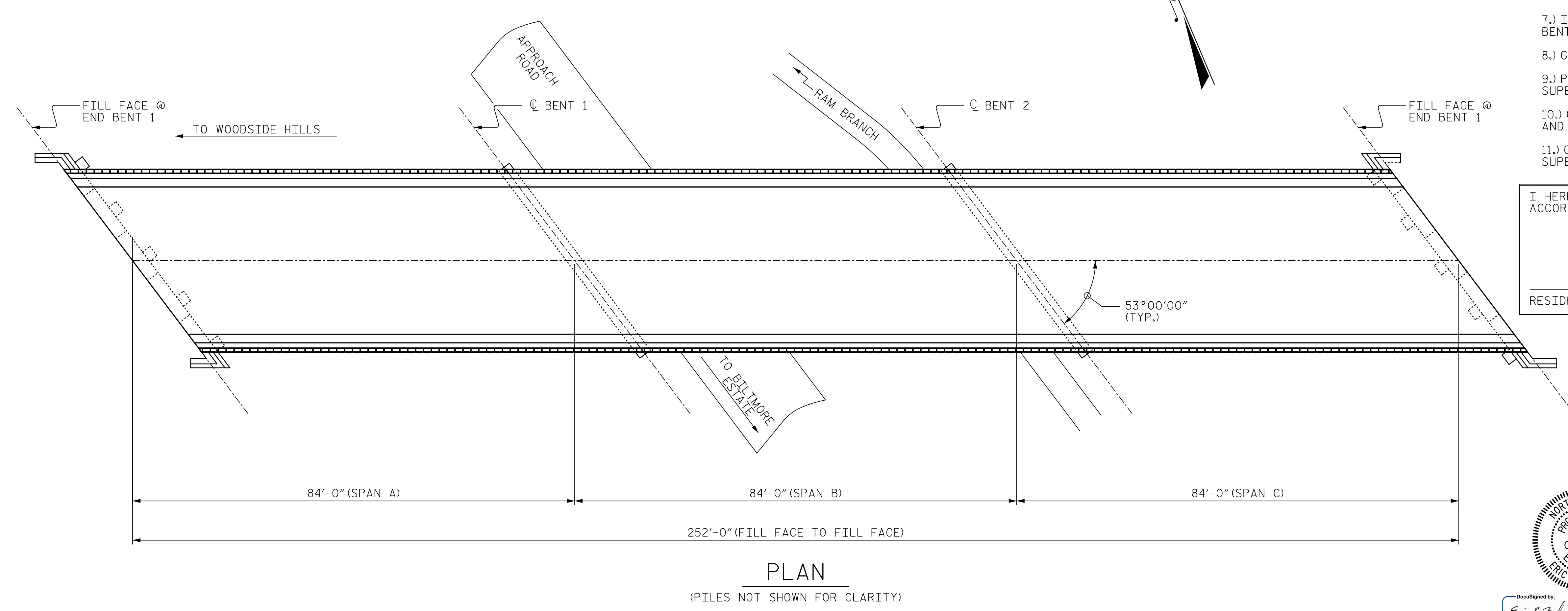
**NOTE:**  
 PROFILE INFORMATION IS TAKEN FROM THE ORIGINAL PLANS AND THE ROUTINE INSPECTION REPORT DATED 10/28/2015.  
 BRIDGE ORIENTATION CONFORMS TO EXISTING BRIDGE PLANS.



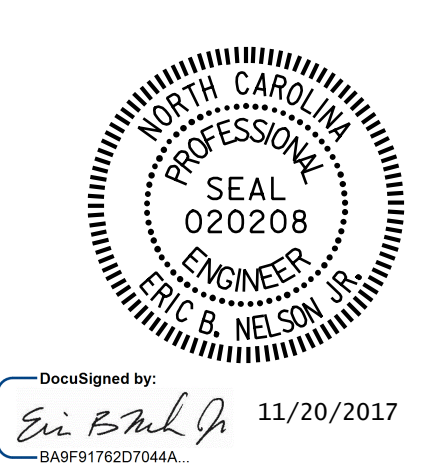
- SCOPE OF WORK**
- BRIDGE DECK OVERLAY WITH LMC-VES
  - STRUCTURAL STEEL REPAIRS
  - BEARING REPAIRS AND REPLACEMENT
  - CLEANING AND REPAINTING STRUCTURAL STEEL
  - SUBSTRUCTURE REPAIRS
  - REMOVE, CLEAN AND RE-INSTALL EXISTING GRANITE STONE VENEER
- CONSTRUCTION SEQUENCE**
- 1.) FIELD MEASURE EXISTING BEARING HEIGHTS AND VERIFY PROPOSED BEAM CUT DIMENSIONS AND INCORPORATE IN SHOP DRAWINGS.
  - 2.) TEMPORARILY REMOVE GRANITE STONE VENEER FROM SUPERSTRUCTURE AND SUBSTRUCTURE AND PROPERLY STORE. MATCH MARK STONE FOR REINSTALLATION.
  - 3.) REMOVE LEAD BASED PAINT IN AREAS RECEIVING STEEL REPAIRS AND PERFORM STRUCTURAL STEEL REPAIRS AND BEARING REPAIRS OR REPLACEMENTS. PERFORM BEAM OR SPAN JACKING AS REQUIRED. PERFORM NECESSARY CONCRETE REPAIRS TO DELAMINATED OR OTHERWISE DETERIORATED AREAS OF CAP UNDER OR ADJACENT TO BEARINGS.
  - 4.) CLEAN AND PAINT STRUCTURAL STEEL.
  - 5.) PERFORM ROADWAY APPROACH MILLING AND BRIDGE DECK SURFACE PREPARATION AND PLACE LMC-VES OVERLAY. TEMPORARILY REMOVE AND STORE BRIDGE AND ROADWAY GUARDRAIL AS REQUIRED FOR BRIDGE DECK OVERLAY OPERATIONS.
  - 6.) PERFORM ASPHALT RESURFACING TO TIE APPROACHES TO BRIDGE DECK AND RE-INSTALL BRIDGE AND ROADWAY GUARDRAIL.
  - 7.) INSTALL ELASTOMERIC CONCRETE AND FOAM JOINTS AT BENTS AND SILICONE JOINTS AT END BENTS.
  - 8.) GROOVE LMC-VES.
  - 9.) PERFORM SHOTCRETE OR CONCRETE REPAIRS TO SUPERSTRUCTURE AND SUBSTRUCTURE.
  - 10.) CLEAN TOPS OF ALL CAPS, PERFORM SURFACE PREPARATION, AND APPLY EPOXY CAP COATING.
  - 11.) CLEAN GRANITE STONE BLOCKS AND RE-INSTALL VENEER ON SUPERSTRUCTURE AND SUBSTRUCTURE.

I HEREBY CERTIFY THAT THIS STRUCTURE WAS REHABILITATED ACCORDING TO THESE PLANS OR AS NOTED HEREIN.

RESIDENT ENGINEER \_\_\_\_\_ DATE \_\_\_\_\_



PROJECT NO. I-5889A  
BUNCOMBE COUNTY  
 BRIDGE NO. 378



STATE OF NORTH CAROLINA  
 DEPARTMENT OF TRANSPORTATION  
 RALEIGH

**GENERAL DRAWING**  
 BRIDGE #377 ON I-40 WBL  
 OVER APPROACH ROAD  
 & RAM BRANCH

DRAWN BY : M.A. LEE DATE : 10/2017  
 CHECKED BY : R. NELSON DATE : 10/2017

PLANS PREPARED BY:  
**Gannett Fleming**  
 Excellence Delivered As Promised  
 2610 Wycliff Road  
 Suite 102  
 Raleigh, NC 27607-3073  
 (919) 420-7660  
 NC Lic. No. F-0270

DOCUMENT NOT CONSIDERED FINAL UNLESS ALL SIGNATURES COMPLETED

REVISIONS						SHEET NO.
NO.	BY:	DATE:	NO.	BY:	DATE:	S-184
1			3			TOTAL SHEETS 208
2			4			