



NOTES:

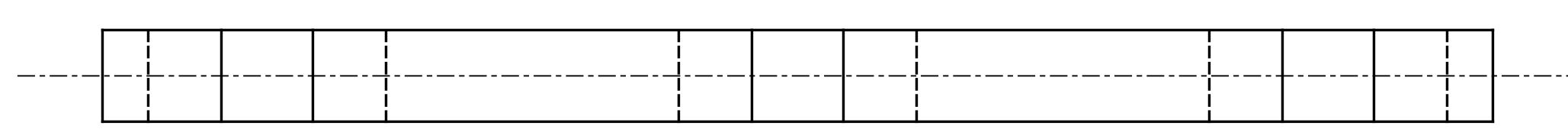
REPAIR LOCATIONS AND ESTIMATE OF QUANTITIES ARE GIVEN WITH THE BEST INFORMATION AVAILABLE. IF ADDITIONAL REPAIRS NOT SHOWN ON THE DRAWINGS ARE DEEMED NECESSARY BY THE INSPECTOR OR ENGINEER THE CONTRACTOR SHALL NOTE ON THE DRAWINGS THE APPROXIMATE LOCATION AND DESCRIPTION OF THE REPAIRS AND ADJUST THE ACTUAL QUANTITIES ENTERED INTO THE REPAIR QUANTITY TABLE.

SHOTCRETE REPAIRS MAY BE REPLACED WITH CONCRETE REPAIRS WITH THE APPROVAL OF THE ENGINEER.

FOR SHOTCRETE REPAIRS, SEE SPECIAL PROVISIONS.

FOR CONCRETE REPAIR DETAILS, SEE "TYPICAL CAP & COLUMN REPAIR DETAILS" SHEET.

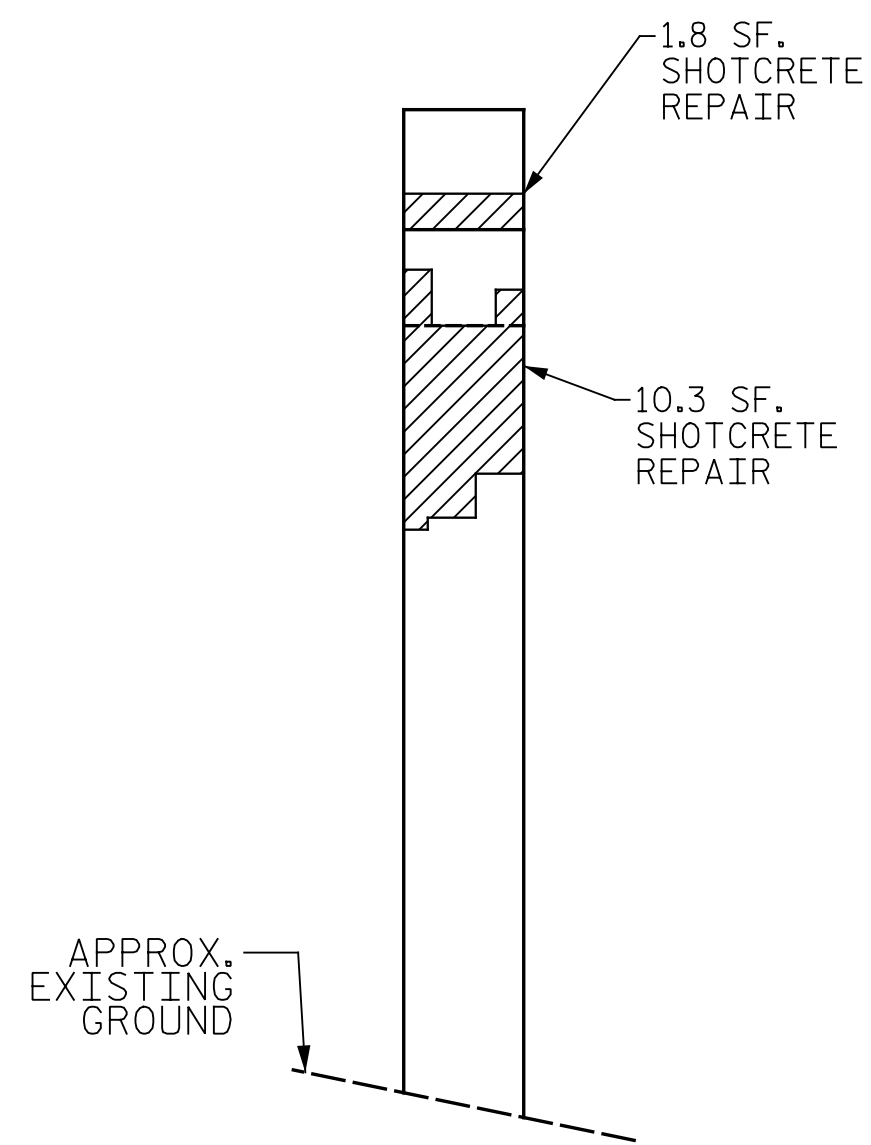
-  - SHOTCRETE REPAIR
-  - CONCRETE REPAIR



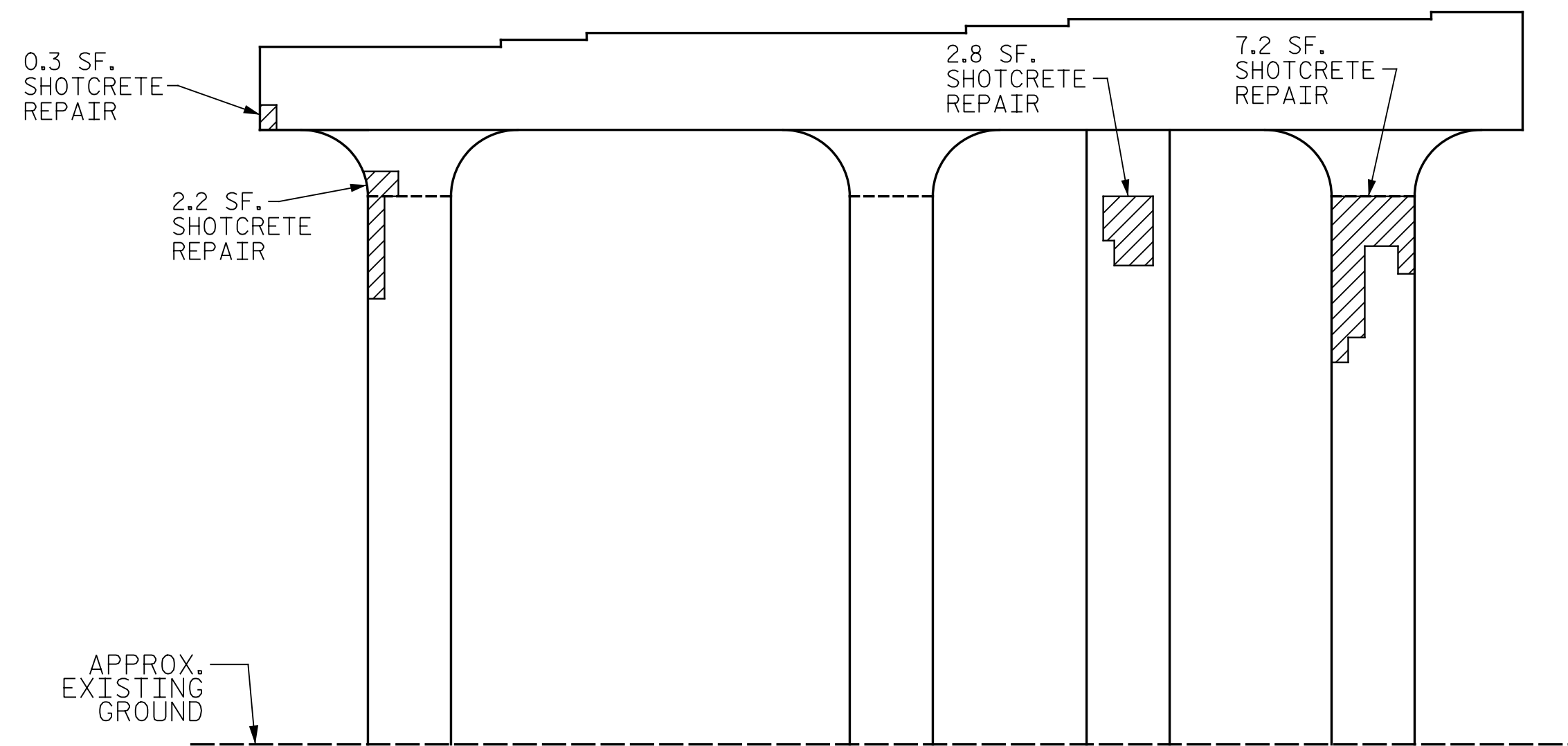
SPAN B

SPAN C

BOTTOM OF CAP



END VIEW
(SOUTH FACE)



ELEVATION
(EAST FACE)

BENT 2
(SPAN C SIDE)

PROJECT NO. I-5889A
BUNCOMBE COUNTY
BRIDGE NO. 374



DocuSigned by:
Eric B. Nelson
11/17/2017
BA9F91782D7044A

STATE OF NORTH CAROLINA
DEPARTMENT OF TRANSPORTATION
RALEIGH

BENT 2
SPAN C FACE

REVISIONS

NO.	BY:	DATE:	NO.	BY:	DATE:	SHEET NO.
1			3			S-163
2			4			TOTAL SHEETS 208

DRAWN BY : M.A.LEE DATE : 9/2017
CHECKED BY : R.NELSON DATE : 10/2017

PLANS PREPARED BY:
 **Gannett Fleming**
Excellence Delivered *As Promised*
2610 Wycliff Road
Suite 102
Raleigh, NC 27607-3073
(919) 420-7660
NC Lic. No. F-0270

DOCUMENT NOT CONSIDERED
FINAL UNLESS ALL
SIGNATURES COMPLETED