

NOTES:

THE CONTRACTOR SHALL REMOVE THE EXISTING STONE VENEER DOWN TO THE FIRST FULL EXPOSED HORIZONTAL MORTAR JOINT AT GROUND LINE. EACH STONE BLOCK SHALL BE NUMBERED AND ITS LOCATION NOTED UPON REMOVAL TO MARK IT'S LOCATION FOR REINSTALLATION.

EACH BLOCK SHALL BE CLEANED AND STORED IN ACCORDANCE WITH THE PLAN SUBMITTED BY THE CONTRACTOR.

CARE SHALL BE TAKEN TO AVOID DAMAGING THE STONE BLOCKS DURING ALL OPERATIONS. DAMAGED STONE BLOCKS SHALL BE REPLACED WITH GRANITE STONE OF MATCHING COLOR AT NO COST TO THE DEPARTMENT.

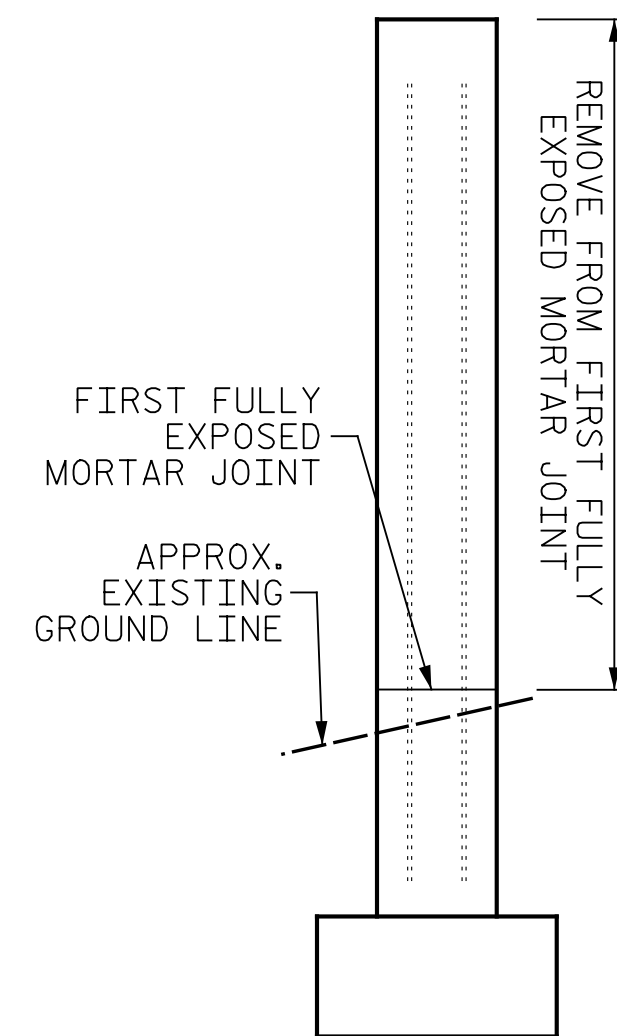
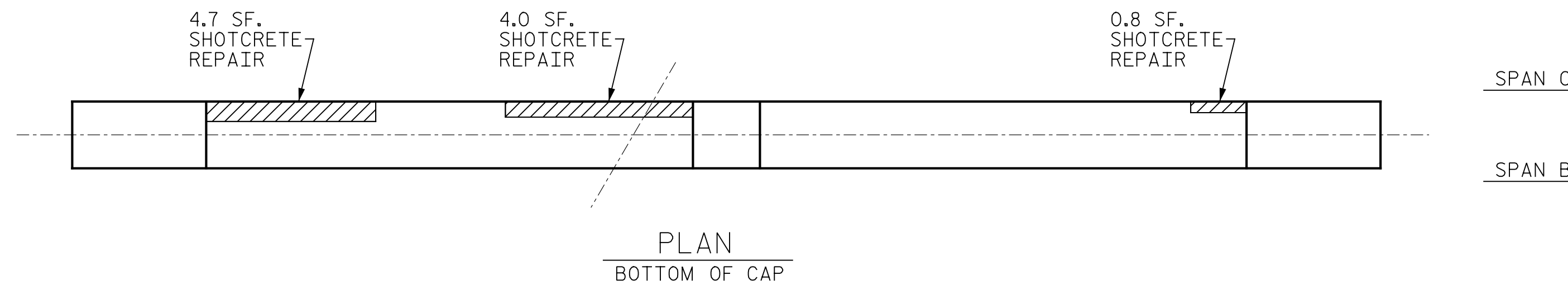
MASONRY VENEER ANCHORS SHALL BE 345-BL WITH BYNA-LOK FLEXIBLE TIE WITH 3/16" Ø CONTINUOUS WIRE BY HOHMANN & BARNARD OR EQUIVALENT. ANCHORS, TIES AND WIRE SHALL BE FABRICATED FROM TYPE 304 STAINLESS STEEL. ANCHORS SHALL HAVE A 3/16" DIAMETER HOLE FOR ATTACHMENT TO THE CONCRETE BENT WITH POWER-DRIVEN OR EXPANSION TYPE FASTENERS.

ANCHORS SHALL BE INSTALLED AT EACH HORIZONTAL GROUT JOINT. THE MAXIMUM VERTICAL ANCHOR SPACING IS 1'-4".

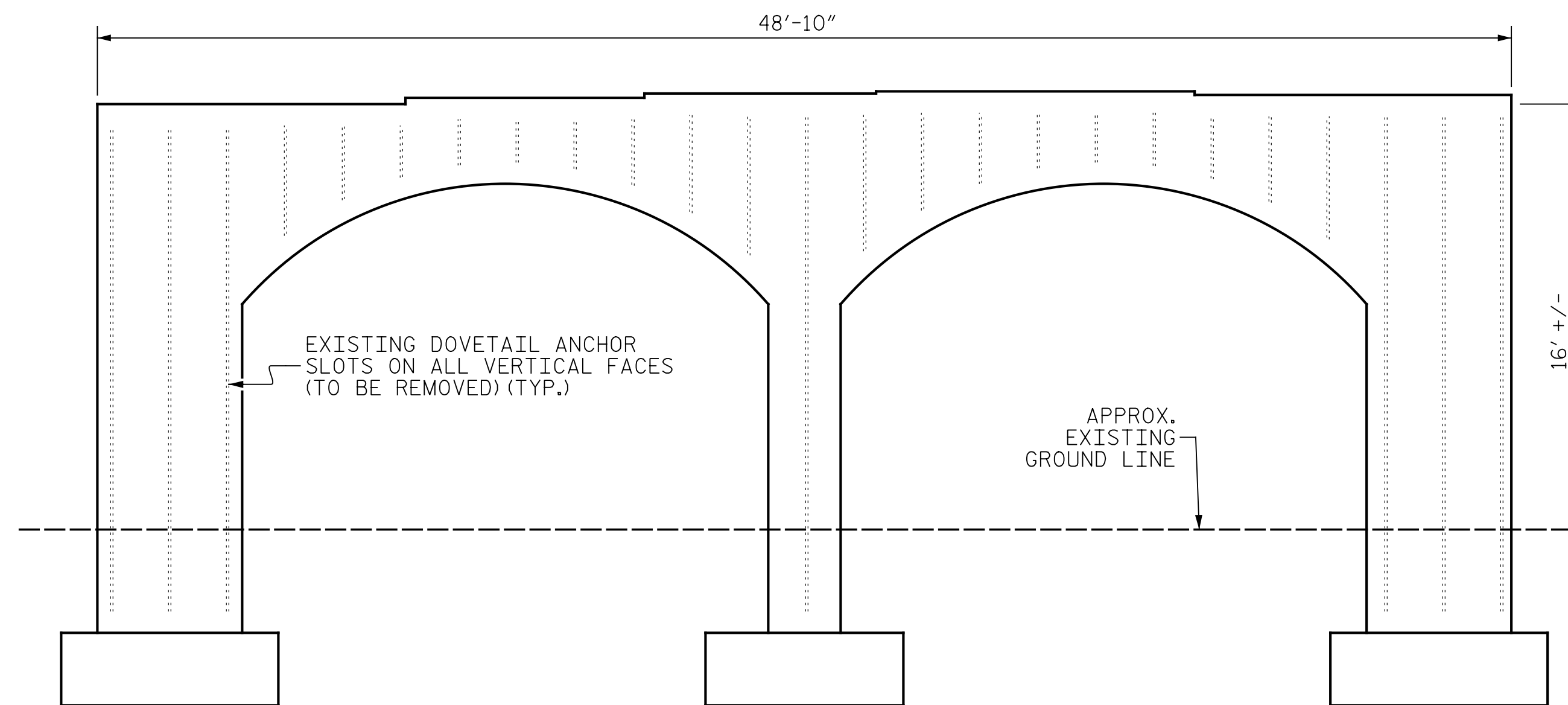
THE CONTRACTOR HAS THE OPTION OF USING THE EXISTING DOVETAIL ANCHOR SLOTS IN LIEU OF THE PROPOSED MASONRY VENEER ANCHORS. IF THE CONTRACTOR CHOOSES TO USE THE EXISTING SLOTS, SHOP DRAWINGS SHALL BE SUBMITTED FOR A STAINLESS DOVETAIL-CLIP TRIANGULAR TIE AND CONTINUOUS WIRE APPROPRIATE FOR THIS INSTALLATION. THE SLOTS SHALL BE CLEANED TO THE SATISFACTION OF THE ENGINEER.

FOR ANCHORED VENEER, SEE STONE MASONRY VENEER SPECIAL PROVISION.

REPAIR LOCATIONS AND ESTIMATE OF QUANTITIES ARE GIVEN WITH THE BEST INFORMATION AVAILABLE. IF ADDITIONAL REPAIRS NOT SHOWN ON THE DRAWINGS ARE DEEMED NECESSARY BY THE INSPECTOR OR ENGINEER THE CONTRACTOR SHALL NOTE ON THE DRAWINGS THE APPROXIMATE LOCATION AND DESCRIPTION OF THE REPAIRS AND ADJUST THE ACTUAL QUANTITIES ENTERED INTO THE REPAIR QUANTITY TABLE.



END VIEW
(SOUTH FACE)



ELEVATION
(EAST FACE)

BENT 2
(SPAN C SIDE)

- SHOTCRETE REPAIR
- CONCRETE REPAIR

PROJECT NO. I-5889A
BUNCOMBE COUNTY
 BRIDGE NO. 358



DocuSigned by:
 Eric B. Nelson
 11/16/2017
 BA9F917E207044A

STATE OF NORTH CAROLINA DEPARTMENT OF TRANSPORTATION RALEIGH					
BENT 2 SPAN C SIDE					
REVISIONS					SHEET NO.
NO.	BY:	DATE:	NO.	BY:	DATE:
1			3		
2			4		
					TOTAL SHEETS 208
					S-104

DRAWN BY : M.A. LEE DATE : 9/2017
 CHECKED BY : R. NELSON DATE : 10/2017

PLANS PREPARED BY:
Gannett Fleming
 Excellence Delivered *As Promised*
 2610 Wycliff Road
 Suite 102
 Raleigh, NC 27607-3073
 (919) 420-7660
 NC Lic. No. F-0270

DOCUMENT NOT CONSIDERED
 FINAL UNLESS ALL
 SIGNATURES COMPLETED