



NOTES:

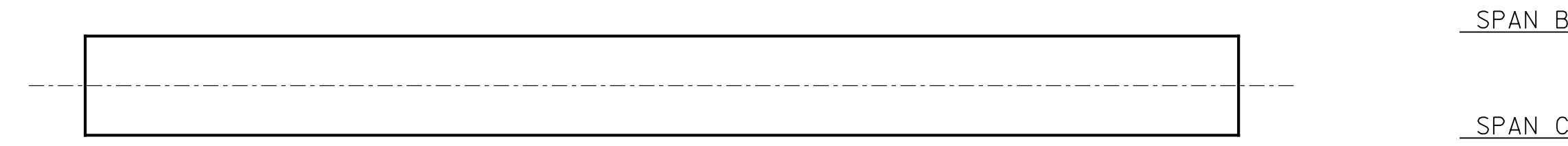
REPAIR LOCATIONS AND ESTIMATE OF QUANTITIES ARE GIVEN WITH THE BEST INFORMATION AVAILABLE. IF ADDITIONAL REPAIRS NOT SHOWN ON THE DRAWINGS ARE DEEMED NECESSARY BY THE INSPECTOR OR ENGINEER THE CONTRACTOR SHALL NOTE ON THE DRAWINGS THE APPROXIMATE LOCATION AND DESCRIPTION OF THE REPAIRS AND ADJUST THE ACTUAL QUANTITIES ENTERED INTO THE REPAIR QUANTITY TABLE.

SHOTCRETE REPAIRS MAY BE REPLACED WITH CONCRETE REPAIRS WITH THE APPROVAL OF THE ENGINEER.

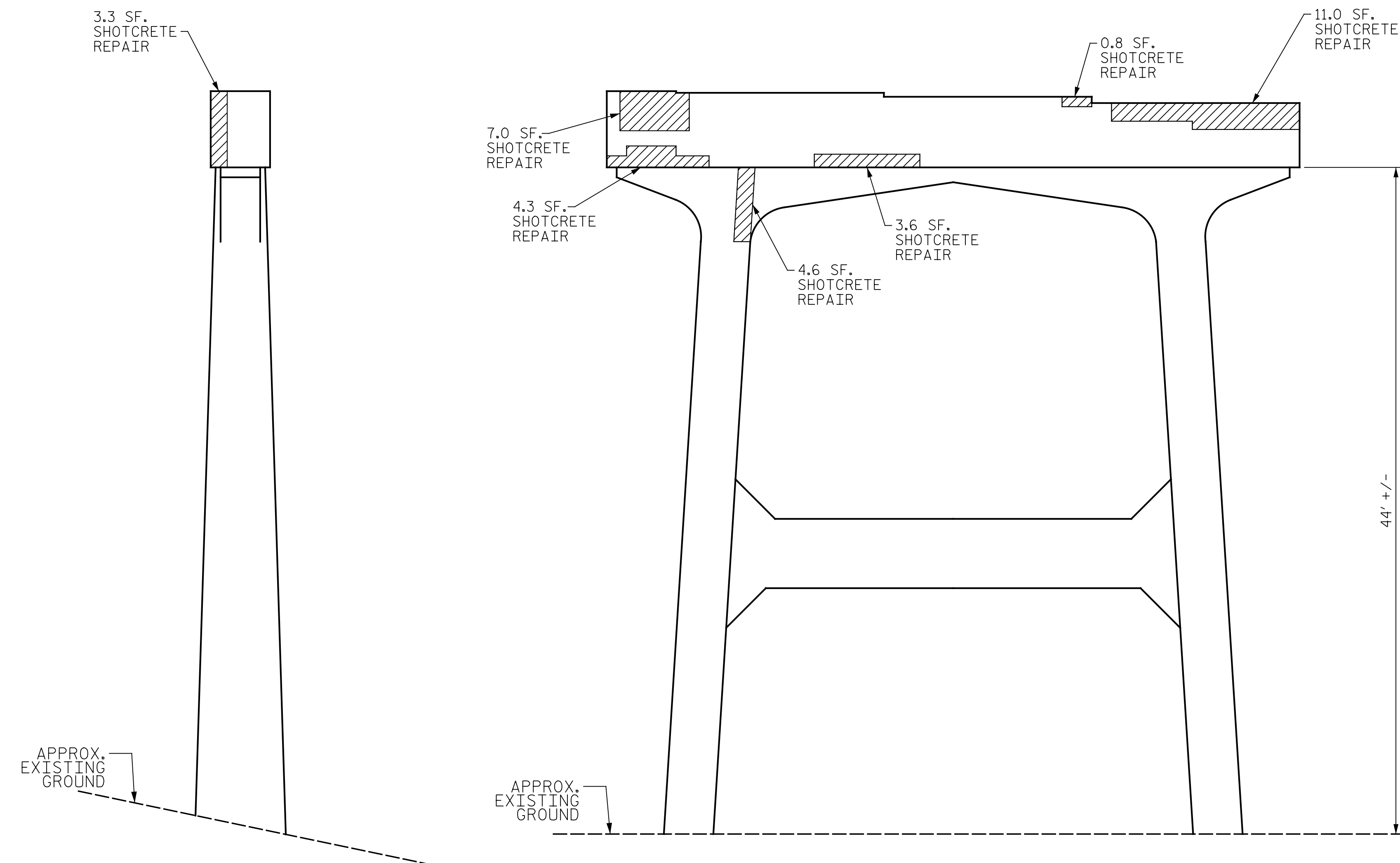
FOR SHOTCRETE REPAIRS, SEE SPECIAL PROVISIONS.

FOR CONCRETE REPAIR DETAILS, SEE "TYPICAL CAP & COLUMN REPAIR DETAILS" SHEET.

-  - SHOTCRETE REPAIR
-  - CONCRETE REPAIR



BOTTOM OF CAP



END VIEW
(SOUTH FACE)

SPAN C
(EAST FACE)

BENT 2
(SPAN C SIDE)

PROJECT NO. I-5889A
BUNCOMBE COUNTY
BRIDGE NO. 352



STATE OF NORTH CAROLINA
DEPARTMENT OF TRANSPORTATION
RALEIGH

BENT 2
SPAN C SIDE

DRAWN BY : M.A. LEE DATE : 9/2017
CHECKED BY : R.F. WERTMAN DATE : 10/2017

PLANS PREPARED BY:
 **Gannett Fleming**
Excellence Delivered *As Promised*

2610 Wycliff Road
Suite 102
Raleigh, NC 27607-3073
(919) 420-7660
[NC Lic. No. F-0270]

DOCUMENT NOT CONSIDERED FINAL UNLESS ALL SIGNATURES COMPLETED

| REVISIONS | | | | | | SHEET NO. |
|-----------|-----|-------|-----|-----|-------|--------------|
| NO. | BY: | DATE: | NO. | BY: | DATE: | S-57 |
| 1 | | | 3 | | | TOTAL SHEETS |
| 2 | | | 4 | | | 208 |