



NOTES:

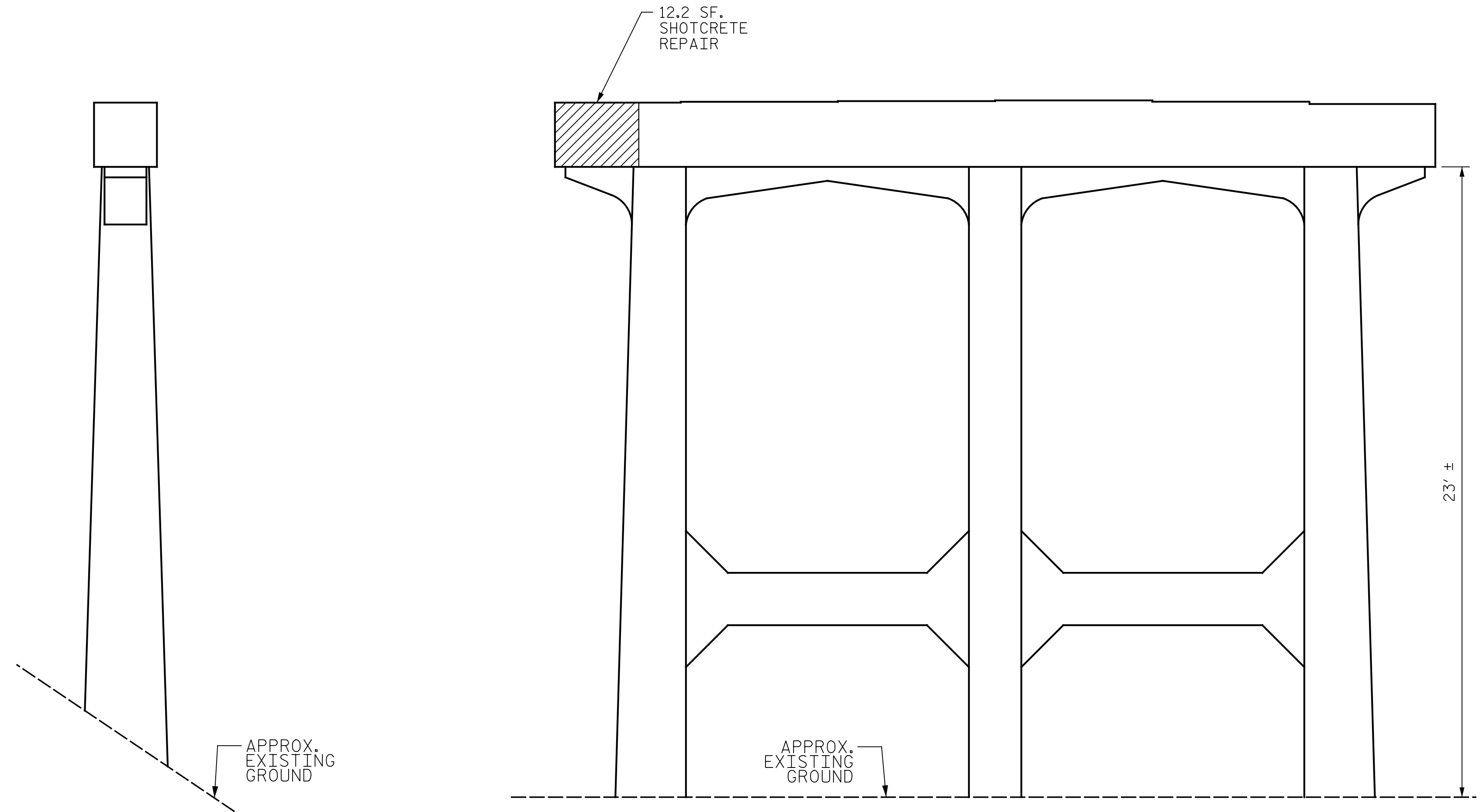
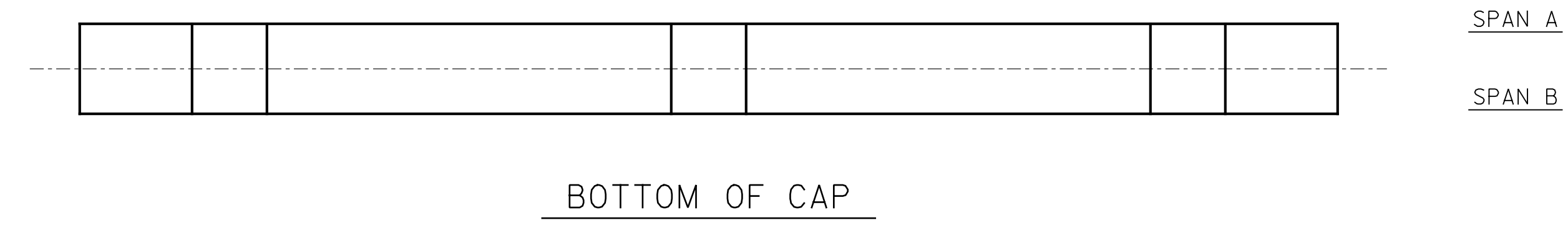
REPAIR LOCATIONS AND ESTIMATE OF QUANTITIES ARE GIVEN WITH THE BEST INFORMATION AVAILABLE. IF ADDITIONAL REPAIRS NOT SHOWN ON THE DRAWINGS ARE DEEMED NECESSARY BY THE INSPECTOR OR ENGINEER THE CONTRACTOR SHALL NOTE ON THE DRAWINGS THE APPROXIMATE LOCATION AND DESCRIPTION OF THE REPAIRS AND ADJUST THE ACTUAL QUANTITIES ENTERED INTO THE REPAIR QUANTITY TABLE.

SHOTCRETE REPAIRS MAY BE REPLACED WITH CONCRETE REPAIRS WITH THE APPROVAL OF THE ENGINEER.

FOR SHOTCRETE REPAIRS, SEE SPECIAL PROVISIONS.

FOR CONCRETE REPAIR DETAILS, SEE "TYPICAL CAP & COLUMN REPAIR DETAILS" SHEET.

-  - SHOTCRETE REPAIR
-  - CONCRETE REPAIR



END VIEW
(SOUTH FACE)

ELEVATION
(EAST FACE)

BENT 1
(SPAN B SIDE)

PROJECT NO. I-5889A
BUNCOMBE COUNTY
 BRIDGE NO. 339



DocuSigned by:
Eric B. Nelson
 11/16/2017

STATE OF NORTH CAROLINA
 DEPARTMENT OF TRANSPORTATION
 RALEIGH

BENT 1
 SPAN B SIDE

DRAWN BY : D.PETRY DATE : 9/2017
 CHECKED BY : R.F. WERTMAN DATE : 10/2017

PLANS PREPARED BY:

 Excellence Delivered *As Promised*

2610 Wycliff Road
 Suite 102
 Raleigh, NC 27607-3073
 (919) 420-7660
 NC Lic. No. F-0270

DOCUMENT NOT CONSIDERED
 FINAL UNLESS ALL
 SIGNATURES COMPLETED

REVISIONS						SHEET NO.
NO.	BY:	DATE:	NO.	BY:	DATE:	S-19
1			3			TOTAL SHEETS
2			4			208