

**This electronic collection of documents is provided
for the convenience of the user
and is Not a Certified Document –**

**The documents contained herein were originally issued
and sealed by the individuals whose names and license
numbers appear on each page, on the dates appearing
with their signature on that page.**

**This file or an individual page
shall not be considered a certified document.**

**STATE OF NORTH CAROLINA
DEPARTMENT OF TRANSPORTATION**

**SIGNING PLAN
ROBESON COUNTY**

**LOCATION: REPLACE BRIDGE NO. 78 OVER TENMILE BRANCH
ON SR 2220 (NORTH BROADRIDGE ROAD)**

T.I.P.: B-5334

CONTRACT: C203989

ROADWAY STANDARD DRAWING

THE FOLLOWING ROADWAY STANDARDS AS APPEAR IN "ROADWAY STANDARD DRAWINGS" - PROJECT SERVICES UNIT - N.C. DEPARTMENT OF TRANSPORTATION - RALEIGH, N.C., DATED JANUARY 2012 ARE APPLICABLE TO THIS PROJECT AND BY REFERENCE HEREBY ARE CONSIDERED A PART OF THESE PLANS:

STD. NO.	TITLE
904.10	ORIENTATION OF GROUND MOUNTED SIGNS
904.50	MOUNTING OF TYPE 'D', 'E' AND 'F' SIGNS ON 'U' CHANNEL POSTS



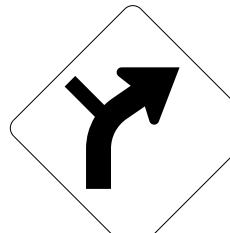

GENERAL NOTES

- . SIGNS FURNISHED BY STATE
- . CONFIRM IN WRITING AT LEAST 4 MONTHS IN ADVANCE, THE ACTUAL DATE THE DEPARTMENT FURNISHED SIGNS WILL BE REQUIRED.
- . WHEN NOT STATIONED OR DIMENSIONED ON PLANS, ALL 'E' AND 'F' SIGNS SHALL BE FIELD LOCATED BY THE ENGINEER
- . ALL EXISTING SIGNS ON "U" CHANNEL POST WITHIN THE PROJECT LIMITS SHALL BE REMOVED AND DISPOSED OF UNLESS OTHERWISE NOTED ON PLANS.
- . THE BACKGROUND FOR TYPE E & F SIGNS SHALL BE TYPE C REFLECTIVE SHEETING.
- . SEE ROADWAY PLANS FOR GUARD/GUIDE RAIL DETAILS.

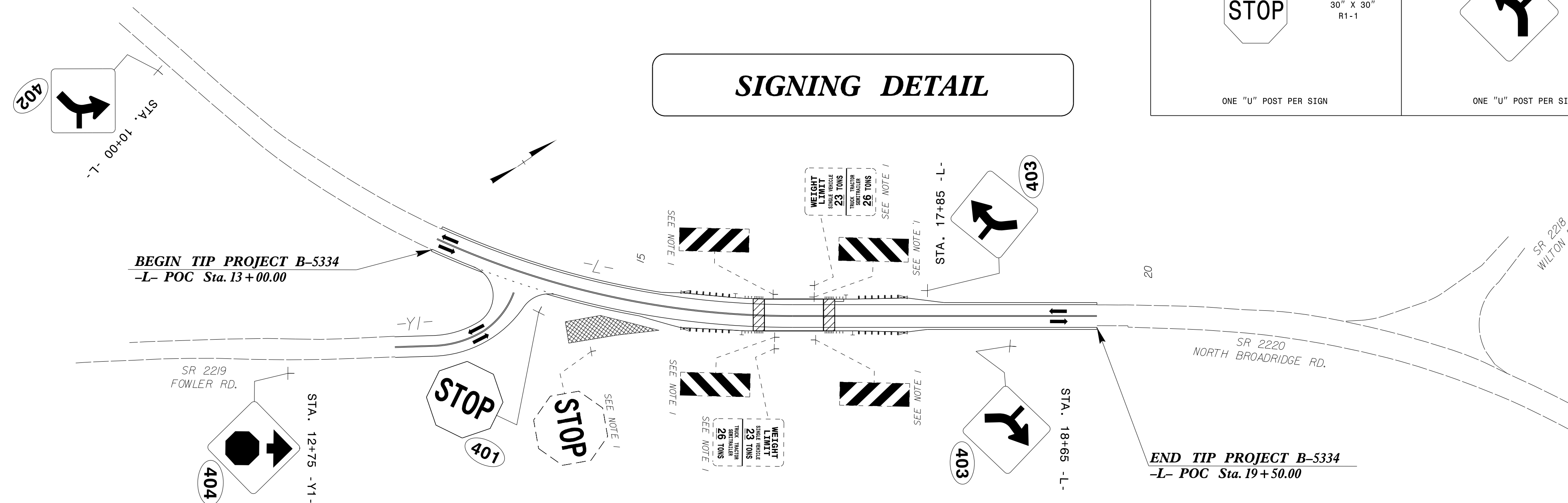
SUMMARY OF QUANTITIES

ITEM NO.	ITEM DESCRIPTION	QUANTITY	UNIT
4072000000	SUPPORTS, 3 LB STEEL U-CHANNEL	72	L.F.
4102000000	SIGN ERECTION, TYPE E	5	EA.
4155000000	DISPOSAL OF SIGN SYSTEM, U-CHANNEL	6	EA.

TYPE E SIGNS

<p>401 QUANTITY REQ'D <u>1</u></p>  <p>30" X 30" R1-1</p> <p>ONE "U" POST PER SIGN</p>	<p>402 QUANTITY REQ'D <u>1</u></p>  <p>36" X 36" W1-10L</p> <p>ONE "U" POST PER SIGN</p>	<p>403 QUANTITY REQ'D <u>2</u></p>  <p>36" X 36" W1-10R</p> <p>ONE "U" POST PER SIGN</p>	<p>404 QUANTITY REQ'D <u>1</u></p>  <p>30" X 30" W3-1</p> <p>ONE "U" POST PER SIGN</p>
---	---	---	---


SIGNING DETAIL



PLAN PREPARED BY: N.C.D.O.T. SIGNING AND DELINEATION UNIT

A. I. ALQUDWAH, P.E. SIGNING & DELINEATION REGIONAL ENGINEER

D. M. EATON, P.E. SIGNING & DELINEATION PROJECT DESIGN ENGINEER



PROJECT NOTES

- DISPOSAL OF SIGN SYSTEM, U-CHANNEL

INDEX

SHEET NO.	DESCRIPTION
SIGN-1	SIGNING PLAN TITLE, QUANTITIES, NOTES, & SIGN DETAILS