

**This electronic collection of documents is provided
for the convenience of the user
and is Not a Certified Document –**


**The documents contained herein were originally issued
and sealed by the individuals whose names and license
numbers appear on each page, on the dates appearing
with their signature on that page.**

**This file or an individual page
shall not be considered a certified document.**

**STATE OF NORTH CAROLINA
DEPARTMENT OF TRANSPORTATION**

**SIGNING PLAN
LENOIR COUNTY**

LOCATION: NC 148 (C F HARVEY PARKWAY) FROM NC 58 TO NC 11

TIP NO. R-5703	SHEET NO. SIGN-1
APPROVED: <i>Kelly M Cory</i> <small>22727078142E...</small>	
DATE: 9/18/2017	
	
DOCUMENT NOT CONSIDERED FINAL UNLESS ALL SIGNATURES COMPLETED	

T.I.P.: R-5703

CONTRACT: C204014

INDEX

SHEET NO.	DESCRIPTION
SIGN-1	TITLE SHEET
SIGN-2-2C	SUPPORT INFORMATION
SIGN-3-3A	OVERHEAD STRUCTURE LINE DRAWINGS
SIGN-4-4F	SIGN DESIGN, TYPE E & F AND MILEMARKER DETAILS
SIGN-5-21	SIGNING PLAN SHEETS

GENERAL NOTES

- * ALL SIGNS FURNISHED BY CONTRACTOR
- * ALL TYPE 'D' SIGNS SHALL BE MOUNTED ON TWO WOOD POSTS UNLESS OTHERWISE INDICATED ON THE PLANS.
- * IF REMOVAL OR RELOCATION OF SIGNS ON PRIVATE STREET (NON-STATE MAINTAINED) IS REQUIRED DUE TO CONSTRUCTION, THE CONTRACTOR SHALL INFORM THE ENGINEER. THE WORK WILL BE COMPLETED BY OTHERS.
- * WHEN NOT STATIONED OR DIMENSIONED ON PLANS, ALL 'E' AND 'F' SIGNS SHALL BE FIELD LOCATED BY THE ENGINEER.
- * ALL EXISTING REGULATORY, WARNING, AND GUIDE SIGNS WITHIN THE PROJECT LIMITS, WHICH ARE NOT NOTED TO BE RETAINED OR REMOVED & RESET, SHALL BE DISPOSED OF BY THE CONTRACTOR.
- * WHEN EXISTING SIGNS ARE REMOVED AND INSTALLED ON NEW SUPPORTS, THE RE-ERECTION SHALL IMMEDIATELY FOLLOW THE REMOVAL.
- * THE BACKGROUND FOR TYPE E & F SIGNS SHALL BE TYPE C REFLECTIVE SHEETING.
- * DO NOT BEGIN FABRICATION FOR TYPES A & B SIGNS MOUNTED ON OVERHEAD STRUCTURES OR STEEL SUPPORTS UNTIL "S" DIMENSIONS HAVE BEEN FIELD VERIFIED.
- * SEE ROADWAY PLANS FOR GUARD/GUIDE RAIL DETAILS.

SUMMARY OF QUANTITIES

ITEM NO.		ITEM DESCRIPTION	QUANTITY	UNIT
DESC. NO.	SECT. NO.			
4025000000	901	CONTRACTOR FURNISHED, TYPE A SIGN	2098	SF
4025000000	901	CONTRACTOR FURNISHED, TYPE B SIGN	80	SF
4025000000	901	CONTRACTOR FURNISHED, TYPE D SIGN	182	SF
4025000000	901	CONTRACTOR FURNISHED, TYPE E SIGN	1091	SF
4025000000	901	CONTRACTOR FURNISHED, TYPE F SIGN	167	SF
4025000000	901	CONTRACTOR FURNISHED, MILEMARKER SIGN	32	SF
4048000000	902	REINFORCED CONCRETE SIGN FOUNDATIONS	7	CY
4054000000	902	PLAIN CONCRETE SIGN FOUNDATIONS	2	CY
4057000000	SP	OVERHEAD FOOTING	37	CY
4060000000	903	SUPPORTS, BREAKAWAY STEEL BEAM	9072	LB
4066000000	903	SUPPORTS, SIMPLE STEEL BEAM	761	LB
4072000000	903	SUPPORTS, 3-LB STEEL U-CHANNEL	260	LF
4078000000	903	SUPPORTS, 2-LB STEEL U-CHANNEL	12	EA
4082000000	903	SUPPORTS, WOOD	3234	LF
4082100000	SP	SUPPORTS, OVERHEAD SIGN STRUCTURE AT STA 317+60	1	LS
4082100000	SP	SUPPORTS, OVERHEAD SIGN STRUCTURE AT STA 344+00	1	LS
4096000000	904	SIGN ERECTION, TYPE D	12	EA
4102000000	904	SIGN ERECTION, TYPE E	139	EA
4108000000	904	SIGN ERECTION, TYPE F	15	EA
4109000000	904	SIGN ERECTION, TYPE A (OVERHEAD)	4	EA
4110000000	904	SIGN ERECTION, TYPE A (GROUND MOUNTED)	14	EA
4110000000	904	SIGN ERECTION, TYPE B (GROUND MOUNTED)	2	EA
4114000000	904	SIGN ERECTION, MILEMARKERS	12	EA
4116100000	904	SIGN ERECTION, RELOCATE, TYPE E (GROUND MOUNTED)	3	EA
4152000000	907	DISPOSAL OF SIGN SYSTEM, STEELBEAM	1	EA
4158000000	907	DISPOSAL OF SIGN SYSTEM, WOOD	46	EA


ROADWAY STANDARD DRAWING

THE FOLLOWING ROADWAY STANDARDS AS APPEAR IN "ROADWAY STANDARD DRAWINGS" - PROJECT SERVICES UNIT - N.C. DEPARTMENT OF TRANSPORTATION - RALEIGH, N.C., DATED JANUARY 2012 ARE APPLICABLE TO THIS PROJECT AND BY REFERENCE HEREBY ARE CONSIDERED A PART OF THESE PLANS:

STD. NO.	TITLE
901.10	TYPE 'A' SIGNS
901.20	TYPE 'B' SIGNS
901.50	ARROWS AND SHIELDS
901.60	RIVET SPACING FOR OVERHEAD SIGNS
901.70	SIGN STRINGERS AND SUPPORT SPACING
901.80	SIGN MOUNTING DETAILS FOR TYPE A AND TYPE B SIGNS
903.10	GROUND MOUNTED SIGN SUPPORTS (EXCEPT 1 AND 2 OF 3, REPLACED BY SIGN-2A AND SIGN-2B)
903.20	WOOD SIGN POSTS, MOUNTING OF TYPE 'D', 'E' AND 'F' SIGNS
904.10	ORIENTATION OF GROUND MOUNTED SIGNS
904.40	MILEPOST AND PLACEMENT (SEE SIGN-2C FOR REPLACEMENT)
1264.01	OBJECT MARKERS - TYPES
1264.02	OBJECT MARKERS - INSTALLATION

PLAN REVIEWED BY: N.C.D.O.T. SIGNING AND DELINEATION UNIT

A. Alqudwah, PE SIGNING & DELINEATION REGIONAL ENGINEER
D. M. Eaton, PE SIGNING & DELINEATION PROJECT DESIGN ENGINEER



PLAN PREPARED BY: MICHAEL BAKER INTERNATIONAL

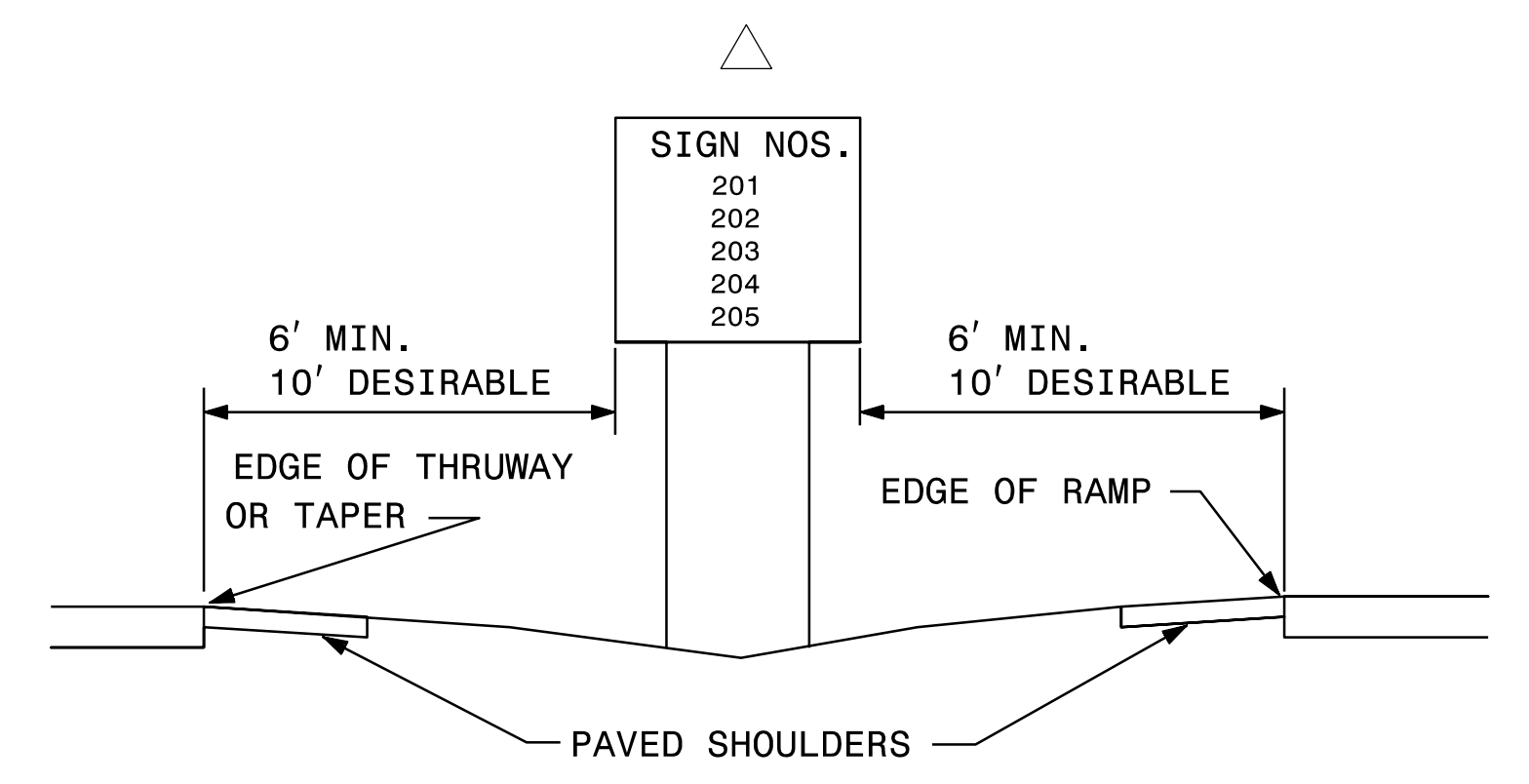
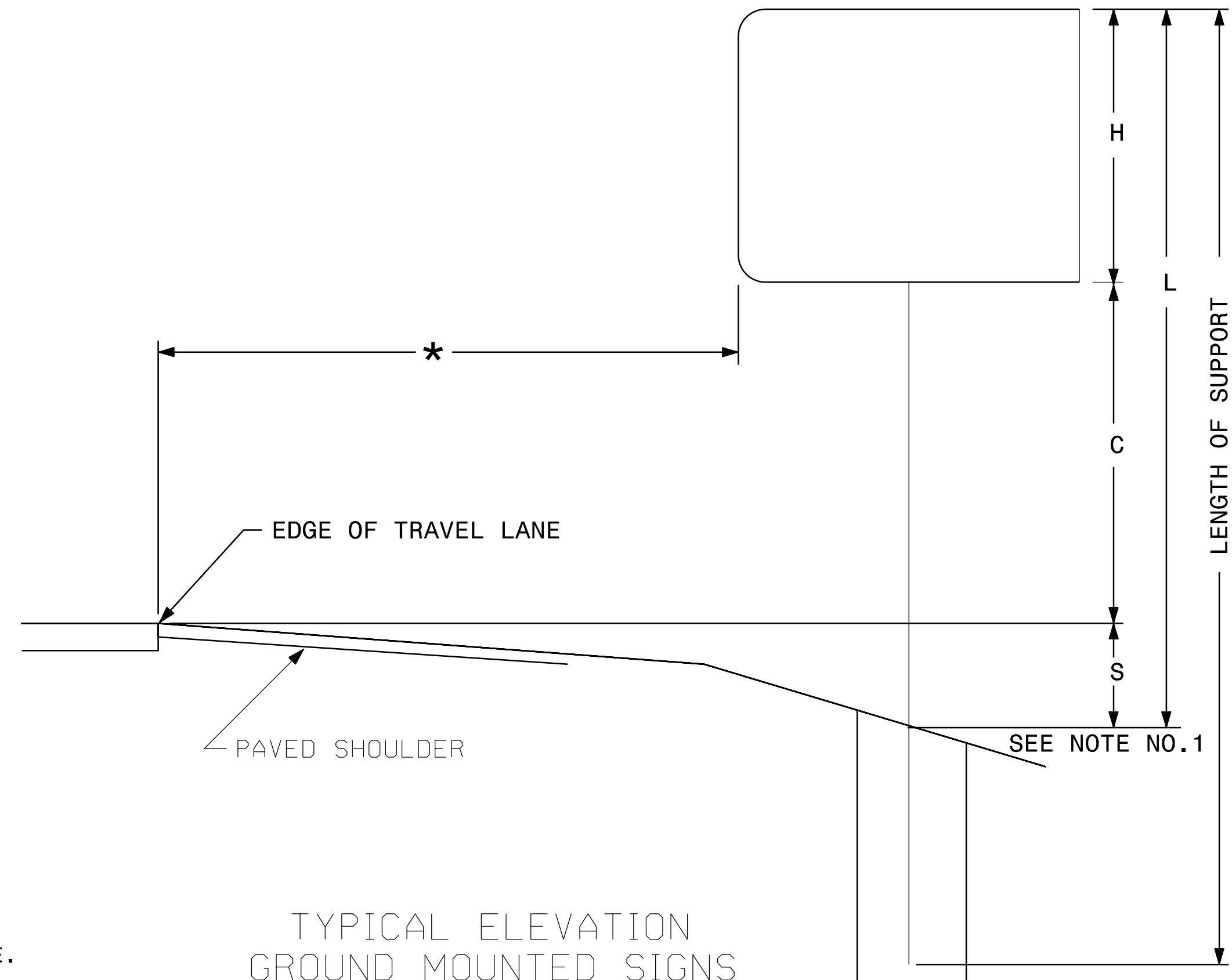
Kelly M. Cory, PE, PTOE SENIOR TRAFFIC ENGINEER
William M. Ruhsam, PE, PTOE TRAFFIC SERVICES MANAGER

Michael Baker

INTERNATIONAL
 8000 Regency Parkway, Suite 600,
 Cary, North Carolina 27518
 NC License No.: F-1084

TIP NO. R-5703	SHEET NO. SIGN-2
APPROVED: <i>Kelly M. Cory</i> E2F270FFB1C142E	
DATE: 9/18/2017	
SEAL	
DOCUMENT NOT CONSIDERED FINAL UNLESS ALL SIGNATURES COMPLETED	

NUMBER	TYPE	SIGN SIZE (in.)			ROADWAY STATION	NUMBER OF SUPPORTS	BEAM SECTION	SUPPORT TYPE BA or S	OMNI COUPLER	ATTACHMENT METHOD	MOUNTING METHOD	HORIZONTAL CLEARANCE* (ft.)	SUPPORT SPACING	LENGTH (ft)			LEFT SUPPORT (ft)			CENTER SUPPORT (ft)			RIGHT SUPPORT (ft)			SUPPORT WEIGHTS		FOOTINGS		FIELD VERIFIED SEE NOTE 2 (mm/dd/yy)		
		w	x	h										SNS HT	MTG HT	EMBED-MENT	S	L	LENGTH	S	L	LENGTH	S	L	LENGTH	B/A (lbs.)	SIMPLE (lbs.)	DIAMETER (ft.)	DEPTH (ft.)		REINFORCE D (c.y.)	PLAIN (c.y.)
														"H"	"C"																	
101	A	138	x	132	-L- 60+75	2	W6x16	BA	N/A	N/A	N/A	30.00	6.74	11.00	7.00	4.0	3.78	21.78	25.78	0.00	0.00	0.00	4.93	22.93	26.93	937.96	0	1.5	4.5	0.59	0.00	
102	A	174	x	114	-L- 86+80	2	W6x16	S	N/A	N/A	N/A	16.00	8.50	9.50	7.00	4.0	2.50	19.00	23.00	0.00	0.00	0.00	4.05	20.55	24.55	0.00	760.784	1.5	4.5	0.59	0.00	
103	A	174	x	114	-L- 111+00	2	W8x18	BA	N/A	N/A	N/A	30.00	8.50	9.50	7.00	4.0	4.64	21.14	25.14	0.00	0.00	0.00	7.51	24.01	28.01	1096.75	0	2.0	4.5	1.05	0.00	
104	A	138	x	132	-L- 137+40	3	W6x16	BA	N/A	N/A	N/A	30.00	4.08	11.00	7.00	4.0	4.98	22.98	26.98	5.98	23.98	27.98	6.99	24.99	28.99	1484.25	0	1.5	4.5	0.88	0.00	
105	A	156	x	72	-L- 317+60	2	W6x16	BA	N/A	N/A	N/A	30.00	7.62	6.00	7.00	3.5	5.16	18.16	21.66	0.00	0.00	0.00	7.21	20.21	23.71	819.92	0	1.5	4	0.52	0.00	
106	A	156	x	132	-Y8- 18+75	2	W6x16	BA	N/A	N/A	N/A	30.00	7.62	11.00	7.00	4.0	1.40	19.40	23.40	0.00	0.00	0.00	1.35	19.35	23.35	842.00	0	1.5	4.5	0.59	0.00	
107	A	198	x	114	-Y8- 40+50	2	W6x16	BA	N/A	N/A	N/A	30.00	9.67	9.50	7.00	4.5	3.86	20.36	24.86	0.00	0.00	0.00	3.82	20.32	24.82	888.85	0	1.5	5	0.65	0.00	
108	A	198	x	114	-Y- 58+00	2	W6x16	BA	N/A	N/A	N/A	30.00	9.67	9.50	7.00	4.0	2.48	18.98	22.98	0.00	0.00	0.00	0.53	17.03	21.03	798.16	0	1.5	4.5	0.59	0.00	
109	B	108	x	42	-Y8- 70+00	2	S3x5.7	BA	N/A	N/A	N/A	30.00	5.27	3.50	7.00	2.5	1.31	11.81	14.31	0.00	0.00	0.00	1.35	11.85	14.35	199.36	0	1.0	3	0.00	0.17	
110	A	156	x	132	-Y- 83+30	2	W6x12	BA	N/A	N/A	N/A	30.00	7.62	11.00	7.00	4.0	0.27	18.27	22.27	0.00	0.00	0.00	0.31	18.31	22.31	612.96	0	1.5	4.5	0.59	0.00	
111	B	144	x	48	-L- 287+20	2	S4x7.7	BA	N/A	N/A	N/A	20.00	7.03	4.00	7.00	3.0	2.63	13.63	16.63	0.00	0.00	0.00	4.97	15.97	18.97	314.11	0	1.0	3.5	0.00	0.20	
201	A	72	x	60	-L- 94+30	2	S3x5.7	BA	N/A	N/A	N/A	Δ	3.52	5.00	7.00	2.5	1.20	13.20	15.70	0.00	0.00	0.00	2.10	14.10	16.60	220.11	0	1.0	3	0.00	0.17	
202	A	72	x	60	-L- 103+45	2	S3x5.7	BA	N/A	N/A	N/A	Δ	3.52	5.00	7.00	2.5	1.20	13.20	15.70	0.00	0.00	0.00	2.10	14.10	16.60	220.11	0	1.0	3	0.00	0.17	
203	A	72	x	60	-L- 350+15	2	S3x5.7	BA	N/A	N/A	N/A	Δ	3.52	5.00	7.00	2.5	1.34	13.34	15.84	0.00	0.00	0.00	1.92	13.92	16.42	219.88	0	1.0	3	0.00	0.17	
204	A	72	x	60	-Y8- 46+00	2	S3x5.7	BA	N/A	N/A	N/A	Δ	3.52	5.00	7.00	2.5	0.40	12.40	14.90	0.00	0.00	0.00	0.00	12.00	0.00	203.58	0	1.0	3	0.00	0.17	
205	A	72	x	60	-Y8- 48+00	2	S3x5.7	BA	N/A	N/A	N/A	Δ	3.52	5.00	7.00	2.5	1.44	13.44	15.94	0.00	0.00	0.00	0.88	12.88	15.38	214.52	0	1.0	3	0.00	0.17	



- NOTES
- DIMENSION "S" REPRESENTS AN INCREASE (+), OR A DECREASE (-) IN POLE LENGTH, RELATIVE TO THE ELEVATION OF THE EDGE OF TRAVEL LANE.
 - FIELD VERIFICATIONS SHALL BE REQUIRED FOR ALL SUPPORTS, SEE (*) ARTICLE 903-3. FABRICATORS SHALL BE AISC CERTIFIED IN CATEGORY 1, SEE (*) ARTICLE 1072-1. (*) = N.C.D.O.T. STANDARD SPECIFICATIONS FOR ROADS AND STRUCTURES
 - PLAN LOCATIONS FOR EXISTING UTILITIES ARE BASED ON THE BEST AVAILABLE INFORMATION AND, THEREFORE MAY NOT BE PRECISELY ACCURATE. THEREFORE, IT IS INCUMBENT UPON THE CONTRACTOR TO DETERMINE THE EXACT LOCATION OF UTILITIES BEFORE BEGINNING WORK IN A LOCATION.

TYPICAL ELEVATION
GROUND MOUNTED SIGNS

Michael Baker
INTERNATIONAL

Michael Baker Engineering
8000 Regency Parkway, Suite 600
Cary, North Carolina 27518
NC License No. : F-1084

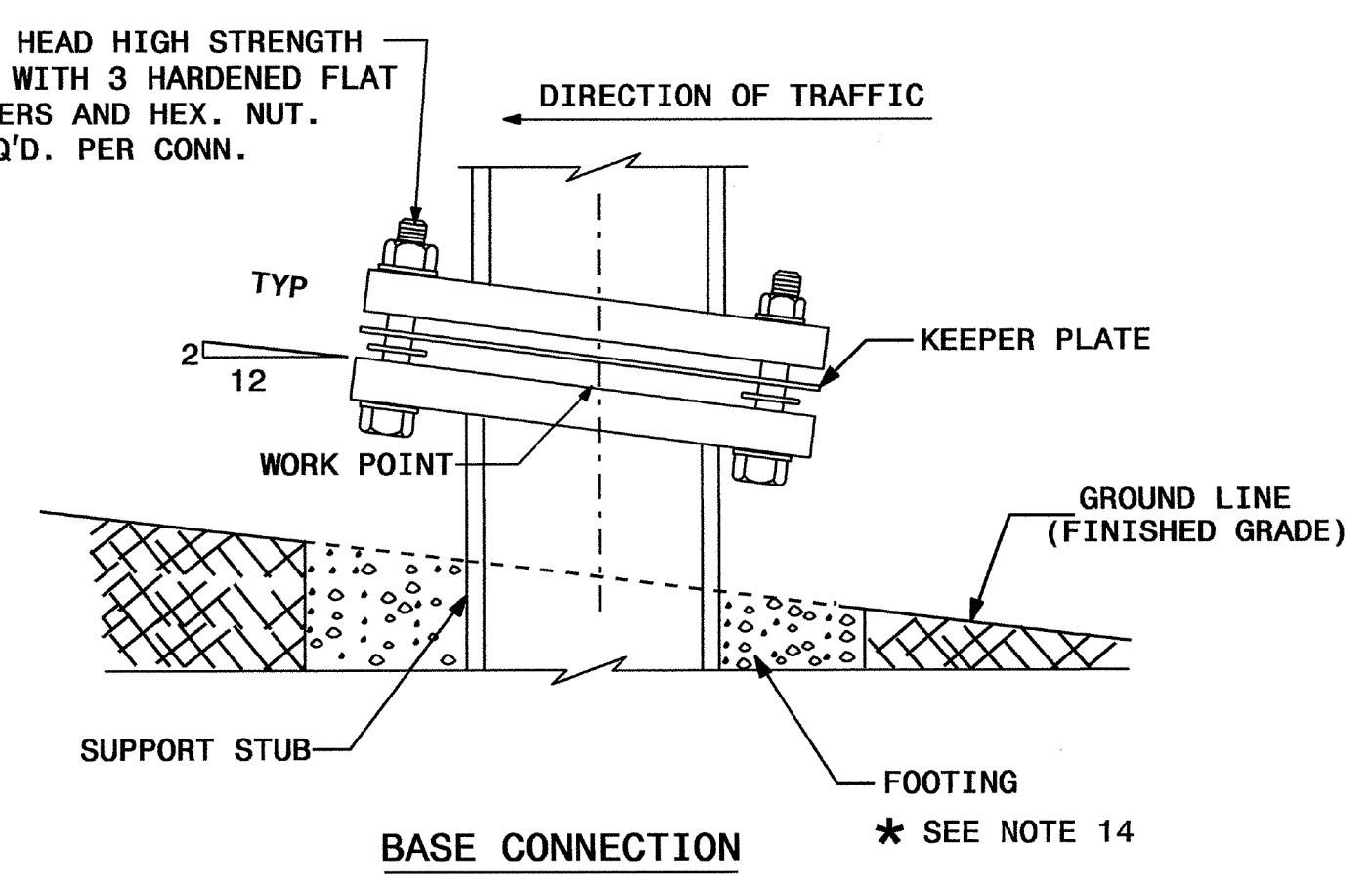
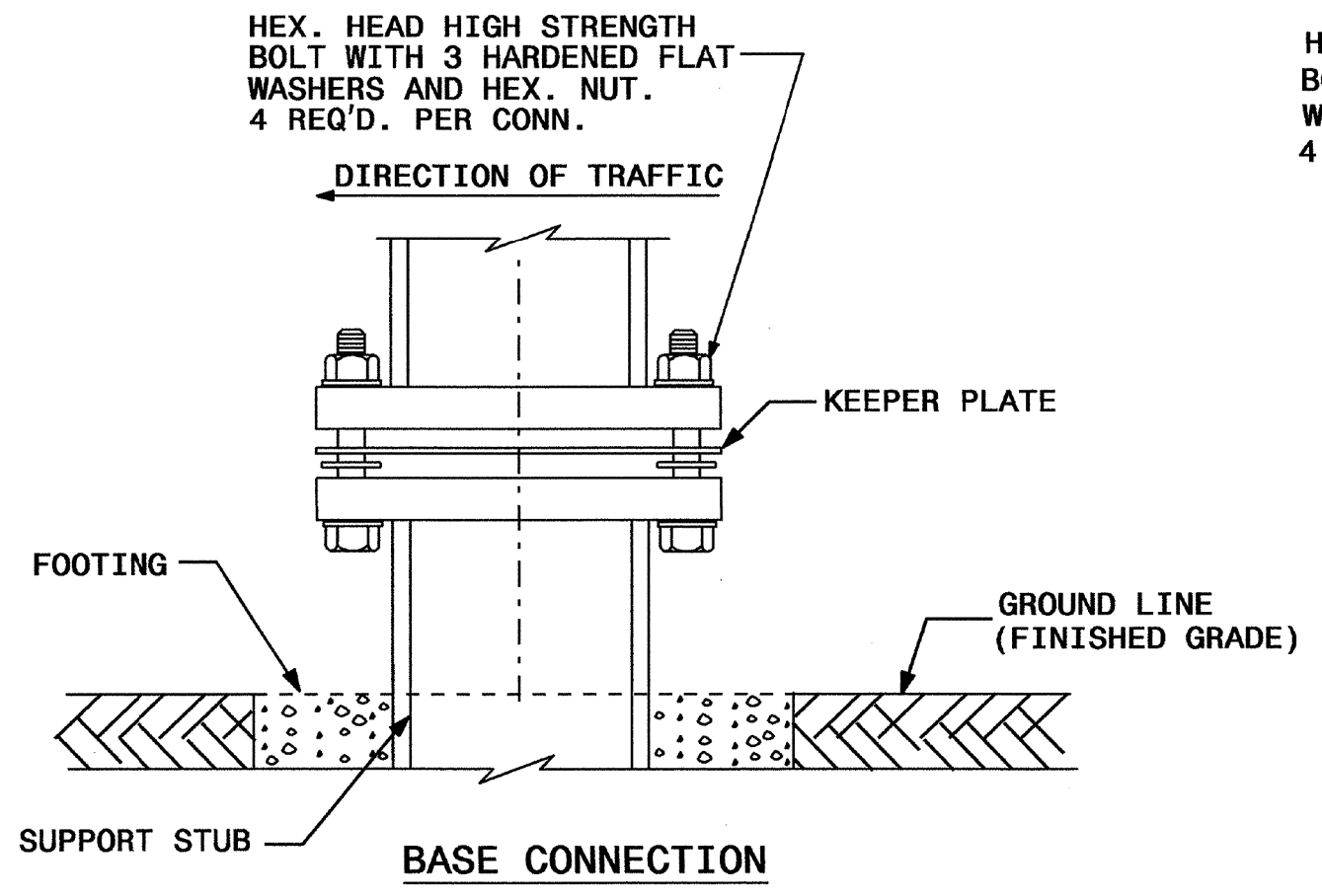
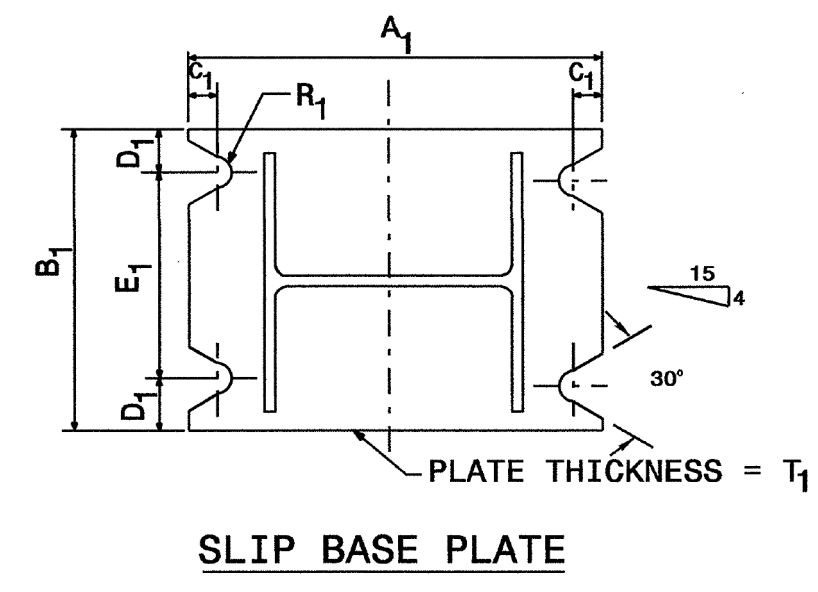
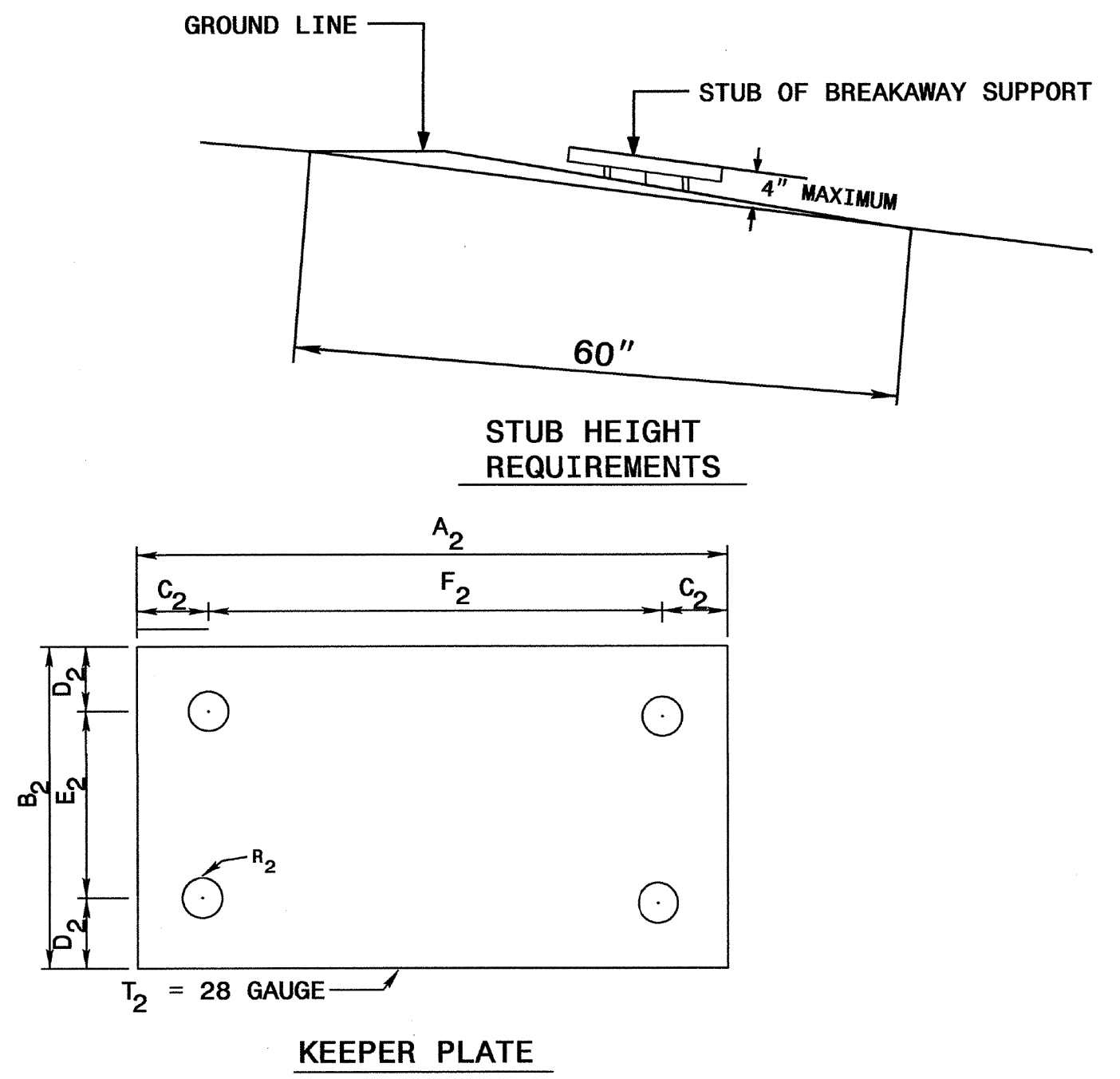
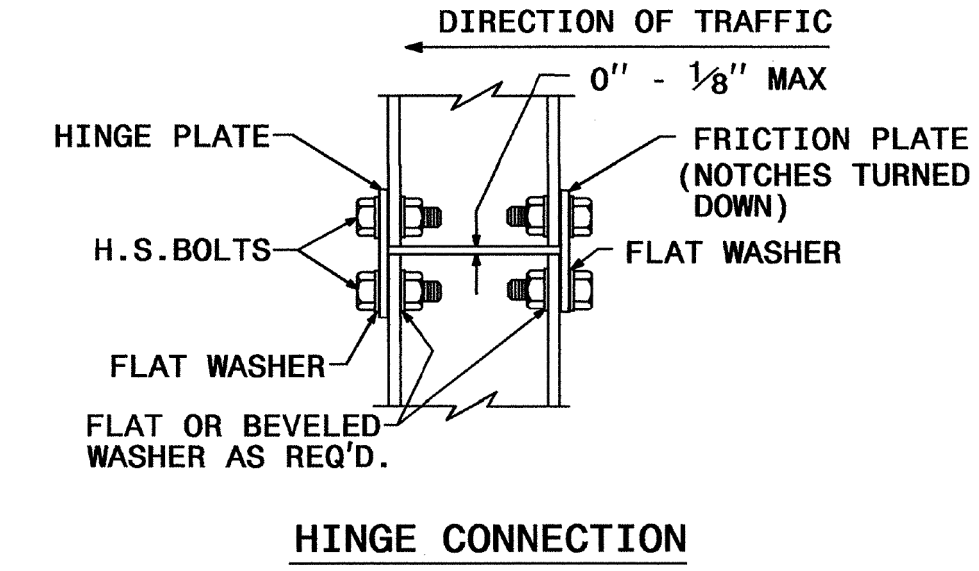
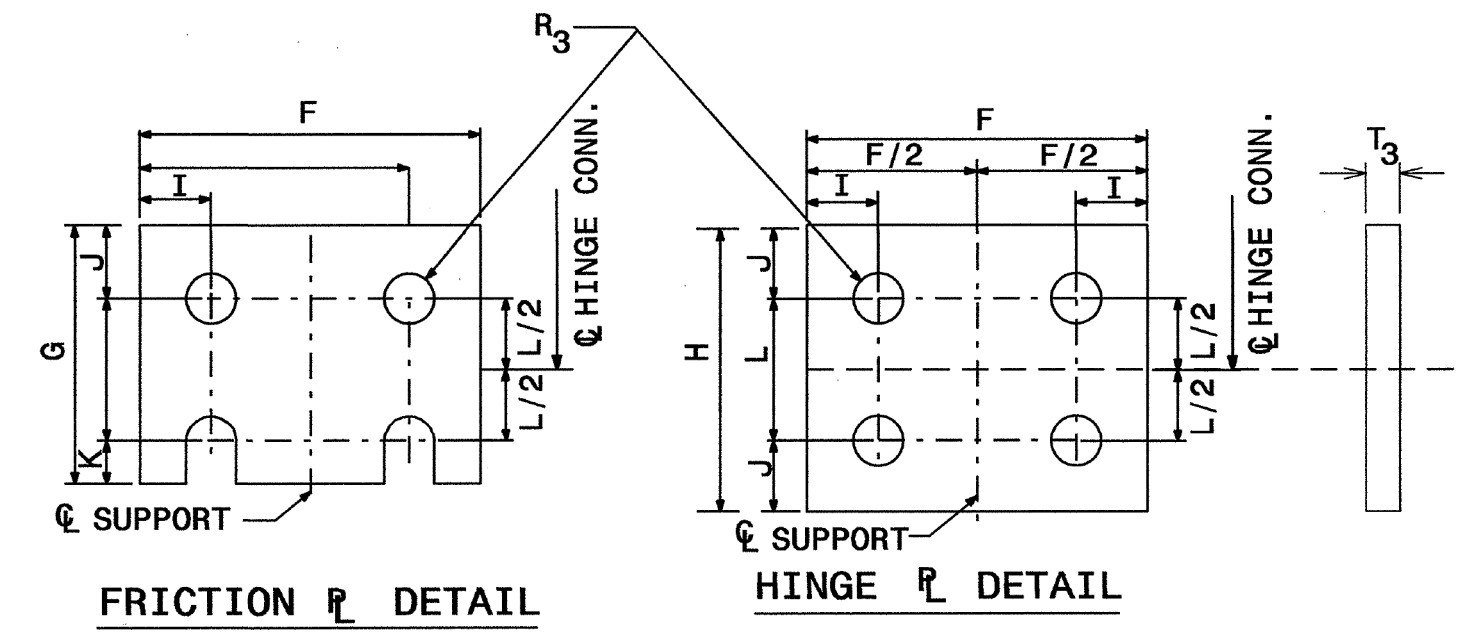
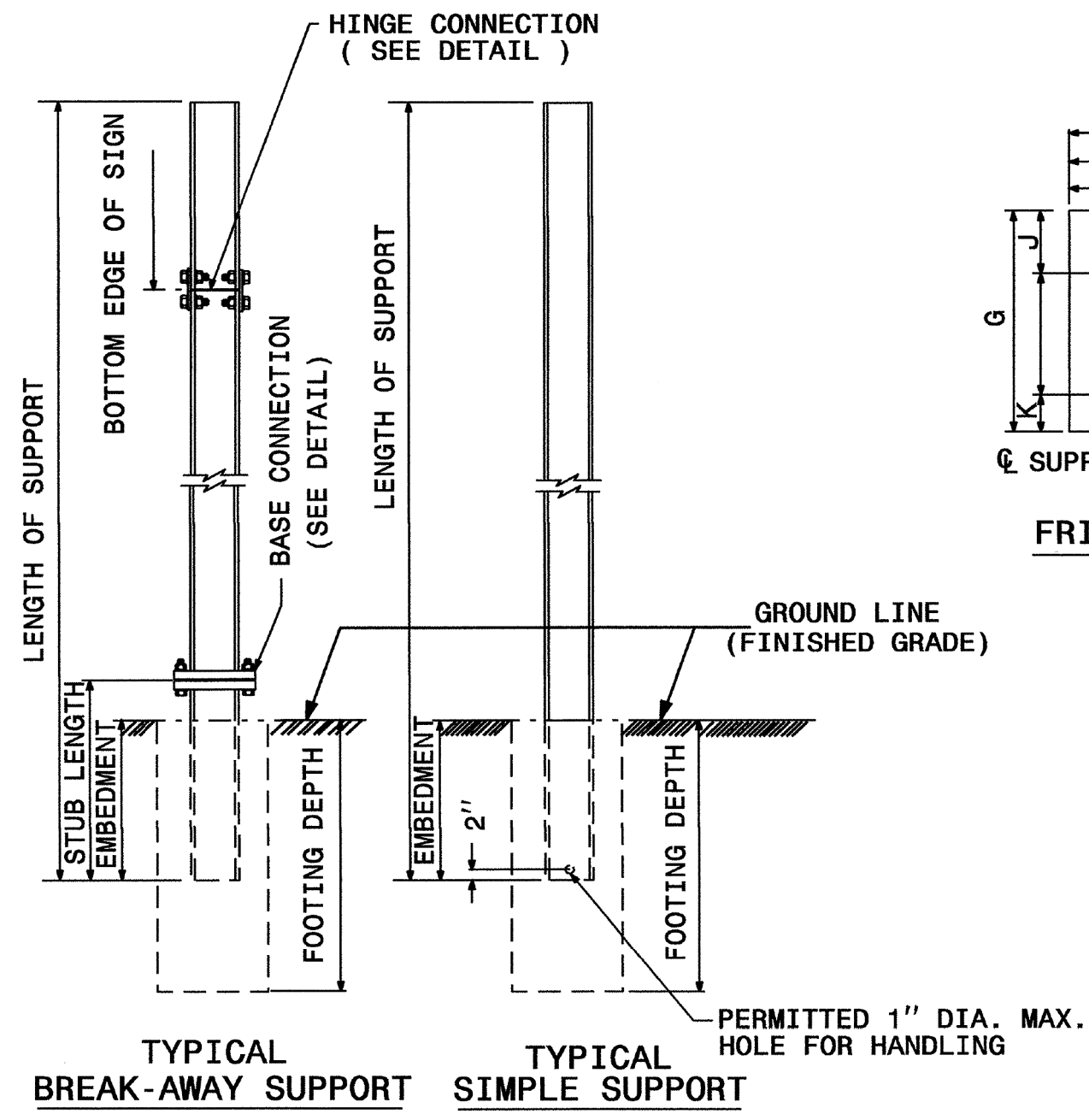
TYPE "A" AND TYPE "B"
GROUND MOUNTED SIGNS

8/18/2017 X:\Projects\sect5\NCDDOT\Traffic\Signing\CADD\Signing Layout\Plans\R-5703_51GN_psh_02.dgn User:rkf\lony

STATE OF NORTH CAROLINA
 DEPT. OF TRANSPORTATION
 DIVISION OF HIGHWAYS
 RALEIGH, N.C.

ENGLISH STANDARD DRAWING FOR
GROUND MOUNTED SIGN SUPPORTS

SHEET 1 OF 3
903D10



SEE SHEET 2 OF 3 FOR
 BASE CONNECTION DATA
 HINGE CONNECTION DATA
 & FOUNDATION DATA.
 SEE SHEET 3 OF 3 FOR
 GENERAL NOTES.


STATE OF NORTH CAROLINA
 DEPT. OF TRANSPORTATION
 DIVISION OF HIGHWAYS
 RALEIGH, N.C.

ENGLISH STANDARD DRAWING FOR
GROUND MOUNTED SIGN SUPPORTS

SHEET 1 OF 3
903D10

26-JUL-2013 09:37 S:\S&D\Standards Group NEW Standards and Drawings\Drawings\2012 Standard Dwgs\Division 9 Final\090310_sgn_sht01.dwg support_7-3-13.dgn AT TE26589 detokes

APPROVED: *[Signature]*
DATE: 7/26/13

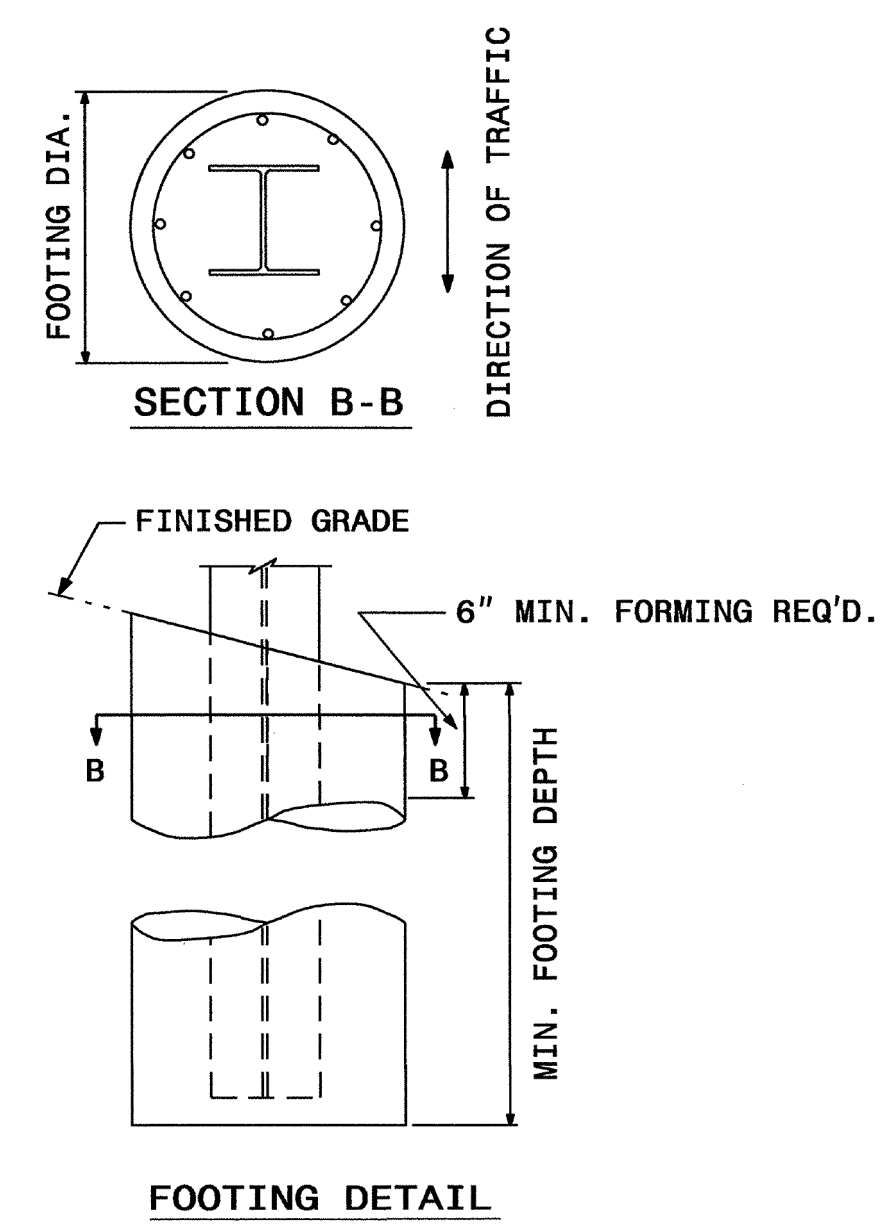
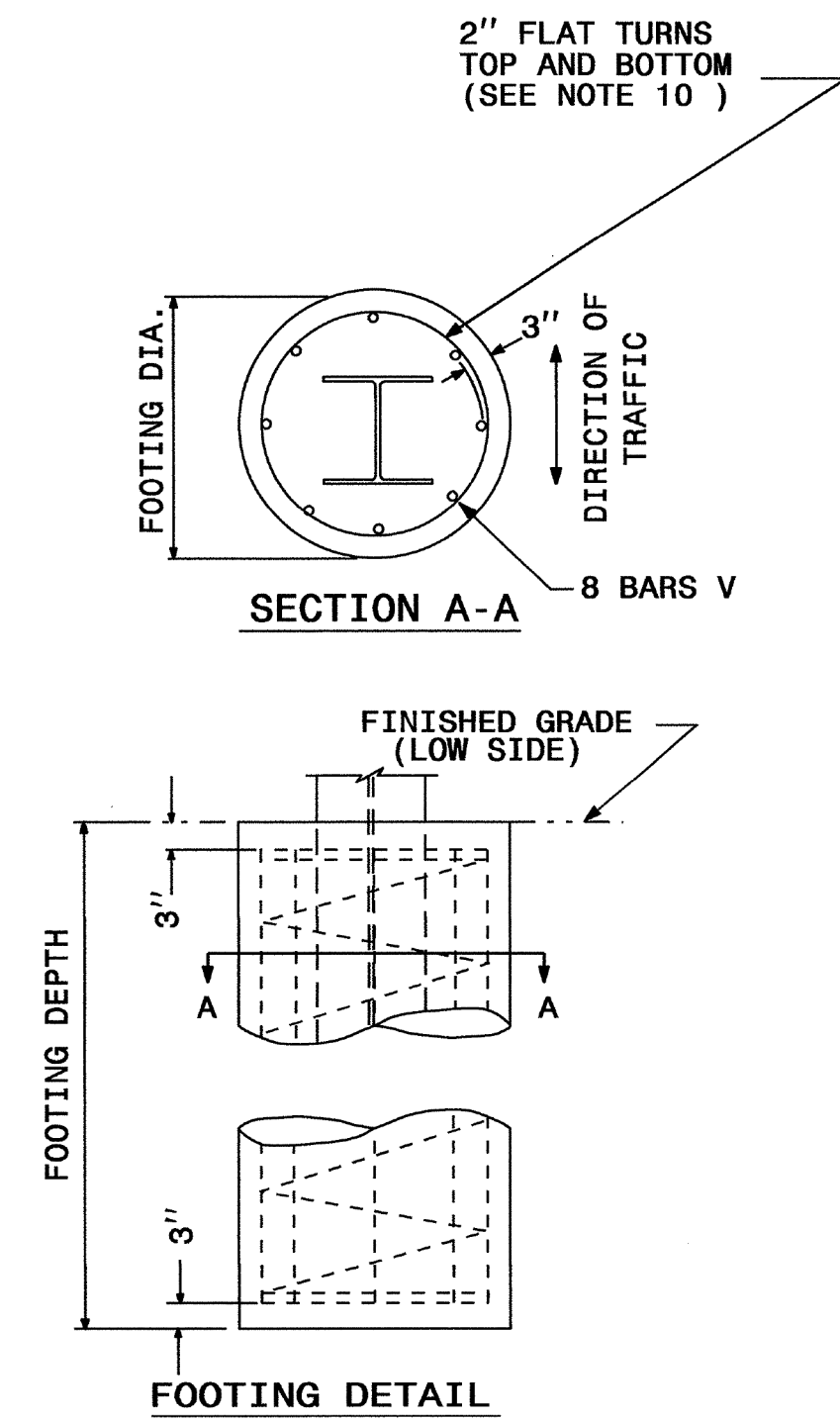


STATE OF NORTH CAROLINA
DEPT. OF TRANSPORTATION
DIVISION OF HIGHWAYS
RALEIGH, N.C.

ENGLISH DETAIL DRAWING FOR
GROUND MOUNTED SIGN SUPPORTS

SHEET 2 OF 3
903D10

BEAM SHAPE	SLIP BASE PLATE DATA								KEEPER PLATE DATA								HINGE CONNECTION DATA								BREAK AWAY SUPPORT WEIGHT CONSTANT LBS.	
	BOLT SIZE	A ₁	B ₁	C ₁	D ₁	E ₁	T ₁	R ₁	A ₂	B ₂	C ₂	D ₂	E ₂	R ₂	T ₂	BOLT SIZE	F	G	H	I	J	K	L	R ₃		T ₃
S3X5.7	1/2"DIA. X 3 1/4"	7"	4"	1"	3/4"	2 1/2"	1"	9/32"	7"	4"	1"	3/4"	2 1/2"	9/32"	28 GAUGE	1/2"DIA. X 1 3/4"	2 1/4"	3 1/2"	4"	1 1/2"	1"	1 1/2"	2"	9/32"	3/8"	18
S4X7.7	1/2"DIA. X 3 1/4"	8"	4"	1"	3/4"	2 1/2"	1"	9/32"	8"	4"	1"	3/4"	2 1/2"	9/32"	28 GAUGE	1/2"DIA. X 1 3/4"	2 5/8"	3 1/2"	4"	1 1/2"	1"	1 1/2"	2"	9/32"	3/8"	20
W6X9	1/2"DIA. X 3 1/4"	10"	5"	1"	3/4"	3 1/2"	1"	9/32"	10"	5"	1"	3/4"	3 1/2"	9/32"	28 GAUGE	1/2"DIA. X 1 3/4"	4"	3 1/2"	4"	3/4"	1"	1 1/2"	2"	9/32"	3/8"	32
W6X12	5/8"DIA. X 4"	11"	5"	1 1/4"	7/8"	3 1/4"	1 1/4"	1 1/32"	11"	5"	1 1/4"	7/8"	3 1/4"	1 1/32"	28 GAUGE	5/8"DIA. X 2"	4"	4"	4 1/2"	3/4"	1 1/8"	5/8"	2 1/4"	1 1/32"	3/8"	39
W6X16	5/8"DIA. X 4 1/2"	12"	6"	1 1/4"	7/8"	4 1/4"	1 1/2"	1 1/32"	12"	6"	1 1/4"	7/8"	4 1/4"	1 1/32"	28 GAUGE	5/8"DIA. X 2 1/4"	4"	4"	4 1/2"	3/4"	1 1/8"	5/8"	2 1/4"	1 1/32"	1/2"	47
W8X18	5/8"DIA. X 4 1/2"	13 1/2"	6 1/2"	1 1/4"	7/8"	4 3/4"	1 1/2"	1 1/32"	13 1/2"	6 1/2"	1 1/4"	7/8"	4 3/4"	1 1/32"	28 GAUGE	5/8"DIA. X 2 1/4"	5 1/4"	4"	4 1/2"	1"	1 1/8"	5/8"	2 1/4"	1 1/32"	1/2"	70
W8X21	3/4"DIA. X 4 1/2"	14"	7"	1 1/2"	1"	5"	1 1/2"	1 3/32"	14"	7"	1 1/2"	1"	5"	1 3/32"	28 GAUGE	3/4"DIA. X 2 1/2"	5 1/4"	6"	7"	1"	1 3/4"	3/4"	3 1/2"	1 3/32"	1/2"	73
W10X22	3/4"DIA. X 4 1/2"	16"	8"	1 1/2"	1"	6"	1 1/2"	1 3/32"	16"	8"	1 1/2"	1"	6"	1 3/32"	28 GAUGE	3/4"DIA. X 2 1/2"	5 3/4"	6"	7"	1"	1 3/4"	3/4"	3 1/2"	1 3/32"	1/2"	119
W10X26	3/4"DIA. X 5 1/2"	16 1/2"	8"	1 1/2"	1"	6"	1 3/4"	1 3/32"	16 1/2"	8"	1 1/2"	1"	6"	1 3/32"	28 GAUGE	3/4"DIA. X 2 3/4"	5 3/4"	6"	7"	1"	1 3/4"	3/4"	3 1/2"	1 3/32"	5/8"	140
W12X26	3/4"DIA. X 5 1/2"	18 1/2"	9"	1 1/2"	1"	7"	1 3/4"	1 3/32"	18 1/2"	9"	1 1/2"	1"	7"	1 3/32"	28 GAUGE	3/4"DIA. X 2 3/4"	6 1/2"	6"	7"	1"	1 3/4"	3/4"	3 1/2"	1 3/32"	5/8"	176
W14X30	1"DIA. X 6"	22"	9"	2"	1 1/2"	6"	2"	1 7/32"	22"	9"	2"	1 1/2"	6"	1 7/32"	28 GAUGE	1"DIA. X 3"	6 3/4"	7"	8"	1 1/4"	2"	1"	4"	1 7/32"	5/8"	205
W16X31	1"DIA. X 6"	24"	9"	2"	1 1/2"	6"	2"	1 7/32"	24"	9"	2"	1 1/2"	6"	1 7/32"	28 GAUGE	1"DIA. X 3"	5 1/2"	7"	8"	1 1/4"	2"	1"	4"	1 7/32"	3/4"	223
W18X35	1"DIA. X 6"	25"	9"	2"	1 1/2"	6"	2"	1 7/32"	25"	9"	2"	1 1/2"	6"	1 7/32"	28 GAUGE	1"DIA. X 3"	6"	7"	8"	1 1/4"	2"	1"	4"	1 7/32"	3/4"	243
W18X40	1"DIA. X 6 1/2"	26"	9"	2"	1 1/2"	6"	2 1/4"	1 7/32"	26"	9"	2"	1 1/2"	6"	1 7/32"	28 GAUGE	1"DIA. X 3 1/2"	6"	7"	8"	1 1/4"	2"	1"	4"	1 7/32"	7/8"	278
W21X44	1"DIA. X 7"	29"	9"	2"	1 1/2"	6"	2 1/2"	1 7/32"	29"	9"	2"	1 1/2"	6"	1 7/32"	28 GAUGE	1"DIA. X 3 1/2"	6 1/2"	7"	8"	1 1/4"	2"	1"	4"	1 7/32"	7/8"	310



FOOTING DIAMETER	REINFORCEMENT	SPIRAL BAR
1'-6"	8 # 6 BARS	#3 BAR, 6" PITCH
2'	8 # 7 BARS	#3 BAR, 6" PITCH
2'-6"	8 # 9 BARS	#3 BAR, 6" PITCH
3'	8 # 11 BARS	#3 BAR, 6" PITCH
3'-6"	8 # 12 BARS	#3 BAR, 6" PITCH
4'	8 # 14 BARS	#3 BAR, 6" PITCH

* FOUNDATION DIMENSIONS ARE SHOWN IN PLANS


STATE OF NORTH CAROLINA
DEPT. OF TRANSPORTATION
DIVISION OF HIGHWAYS
RALEIGH, N.C.

ENGLISH DETAIL DRAWING FOR
GROUND MOUNTED SIGN SUPPORTS

SHEET 2 OF 3
903D10

26-JUL-2013 09:50 S:\S&D\Standards Group NEW Standards and Drawings\Drawings\2012 Standard Dwg\Division 9 Find\090310_sgn_sht102.dgn support_r_Revise.dwg 7-3-13.dgn

APPROVED: *[Signature]*
DATE: 7/26/13

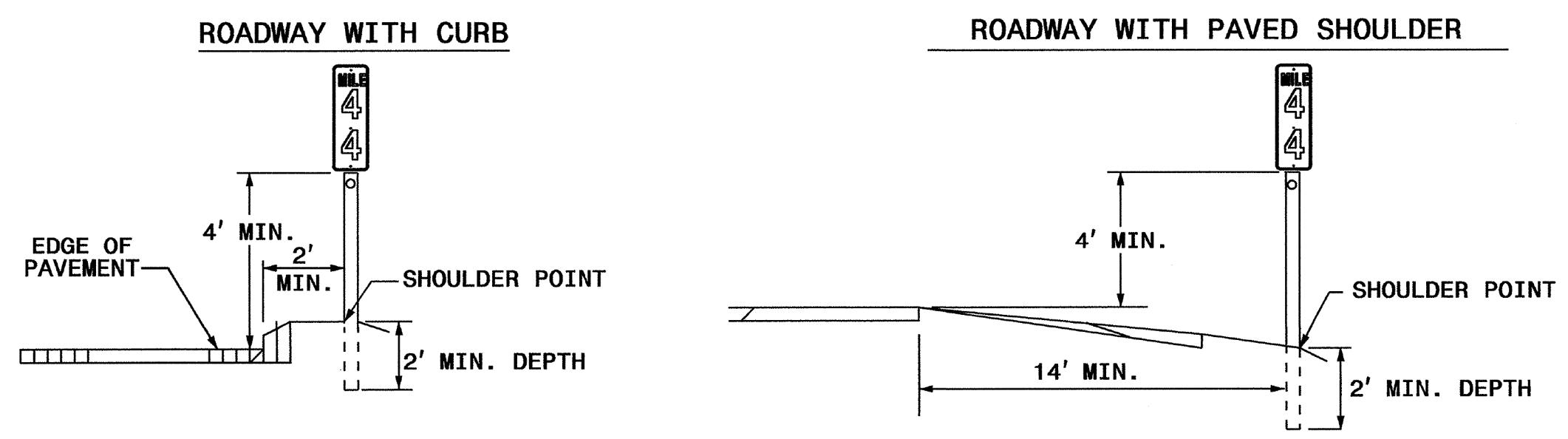


STATE OF NORTH CAROLINA
DEPT. OF TRANSPORTATION
DIVISION OF HIGHWAYS
RALEIGH, N.C.

ENGLISH STANDARD DRAWING FOR
MILEPOST AND PLACEMENT

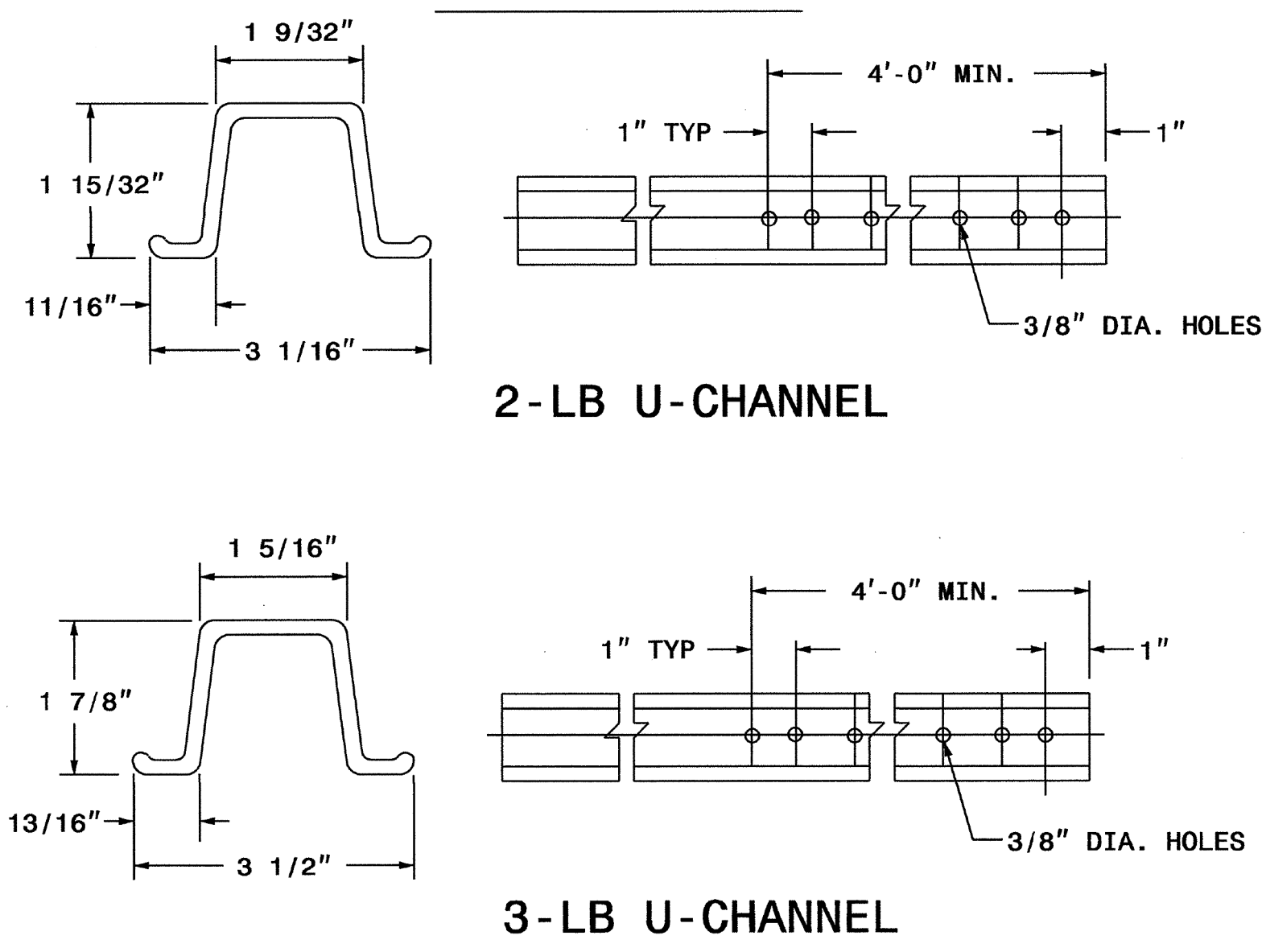
SHEET 1 OF 1
904D40

MILEPOST PLACEMENT

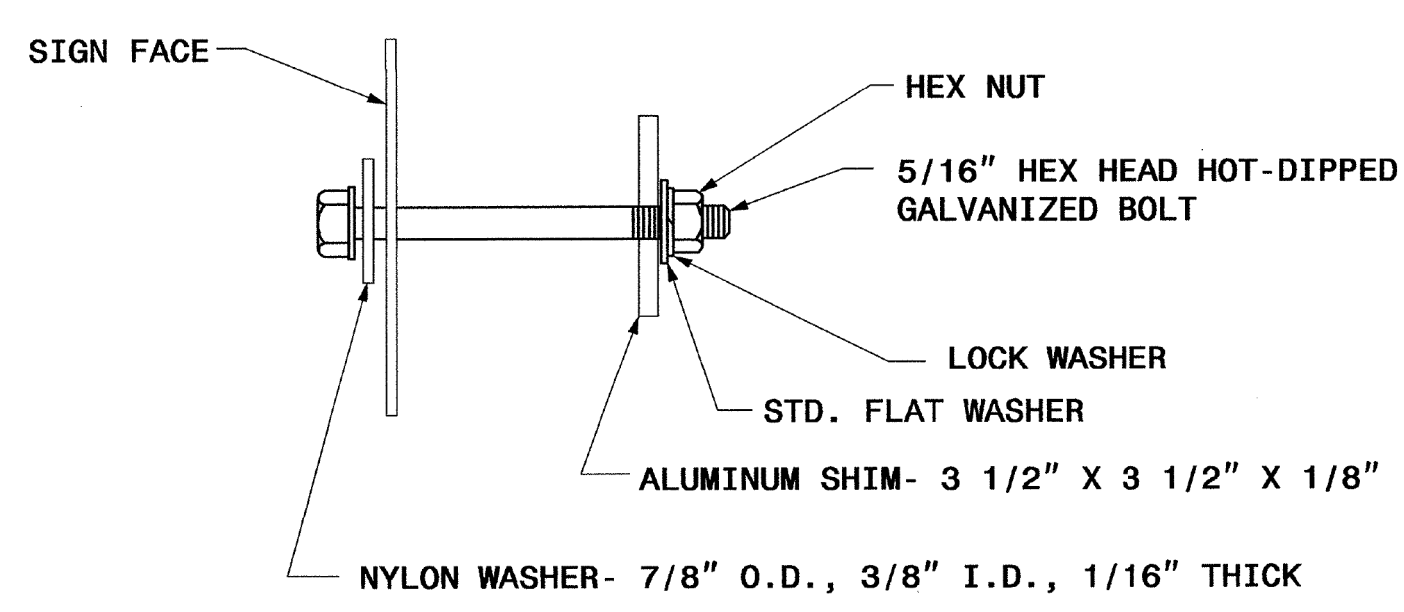


- NOTES:
1. A MILEPOST SIGN SHALL CONSIST OF ONE (1) 12" X 24", 12" X 36" OR 12" X 48" SIGN PANEL. AN ENHANCED REFERENCE LOCATION SIGN SHALL CONSIST OF ONE (1) 18" X 54" SIGN PANEL. AN INTERMEDIATE ENHANCED REFERENCE LOCATION SIGN SHALL CONSIST OF ONE (1) 18" X 60" SIGN PANEL.
 2. FABRICATE SIGNS FROM .080" SHEET ALUMINUM. EACH SIGN SHALL HAVE WHITE STUCK-ON MESSAGE AND BORDER ON GREEN BACKGROUND. MESSAGE, BORDER AND BACKGROUND TO BE REFLECTORIZED.
 3. MILEPOST LOCATION SIGNS REQUIRE ONE (1) 2-LB GALVANIZED STEEL U-CHANNEL POST AND ENHANCED REFERENCE LOCATION SIGNS REQUIRE ONE (1) 3-LB GALVANIZED STEEL U-CHANNEL POST. THE POST'S LENGTH MUST MEET THE REQUIREMENTS SHOWN IN THESE STANDARDS.
 4. POSTS SHALL BE DRIVEN. THE TOP OF POST SHALL NOT PROJECT ABOVE THE TOP OF SIGN.
 5. ATTACH EACH SIGN TO THE WIDE FACE (FLANGES) OF THE POST BY MEANS OF THE FOLLOWING COMBINATION- 5/16" HEX HEAD BOLT, NYLON WASHER, SHIM, FLAT WASHER, LOCK WASHER, HEX NUT. FULL CONTACT BETWEEN THE SIGN AND THE POST SHALL BE ACHIEVED. NO BUCKLING OF THE SIGN WILL BE PERMITTED.
 6. PLACE MILEPOST SIGNS AT THE SHOULDER POINT UNLESS THE ENGINEER DIRECTS OTHERWISE.

POST DETAILS



FASTENER




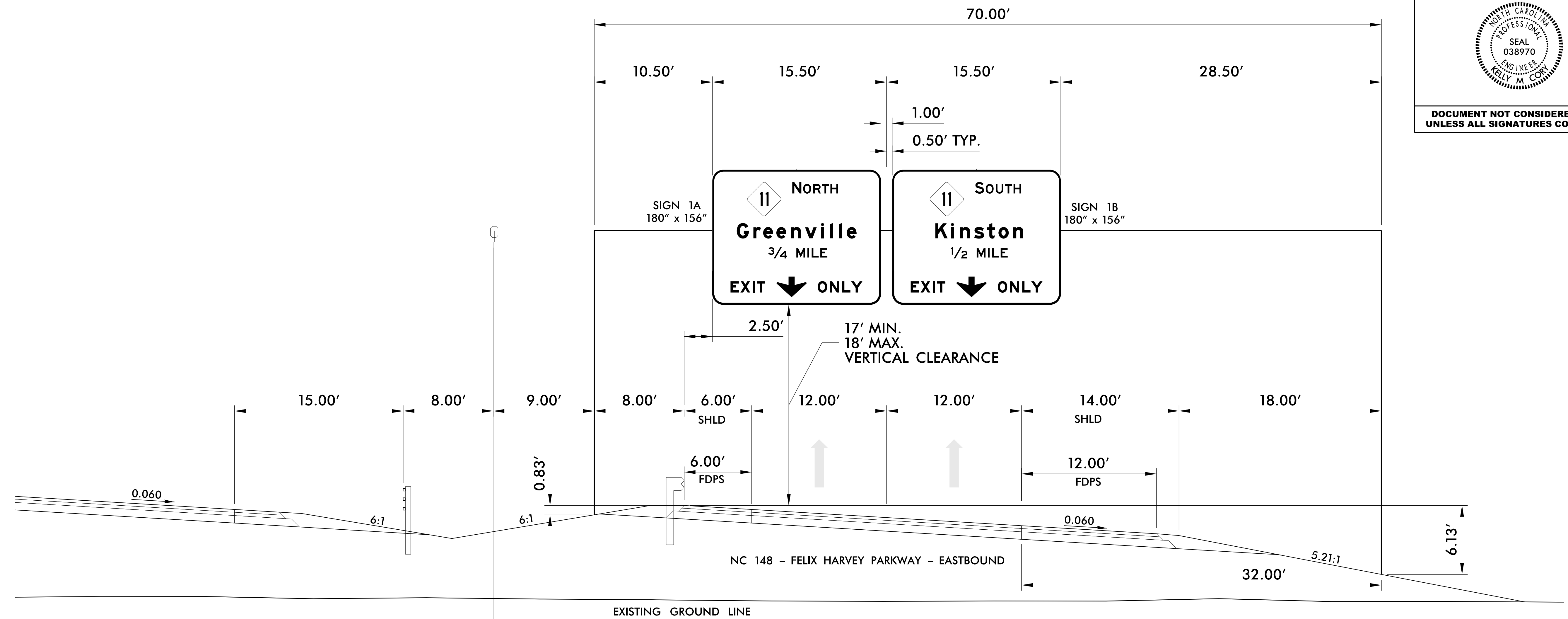
STATE OF NORTH CAROLINA
DEPT. OF TRANSPORTATION
DIVISION OF HIGHWAYS
RALEIGH, N.C.

ENGLISH STANDARD DRAWING FOR
MILEPOST AND PLACEMENT

SHEET 1 OF 1
904D40

26-JUL-2013 11:35 S:\S&DU\Standards_Group NEW Standards and Drawings\Drawings\2012 Standard Dwg\Division 9 Final\090440_sgn_milepost_RevISED_7-16-13.dgn AT TE26589

TIP NO. R-5703	SHEET NO. SIGN-3
APPROVED: <i>Kelly M. Cory</i> <small>E2F270FFB1C142E</small>	
DATE: 9/18/2017	
SEAL	
	
DOCUMENT NOT CONSIDERED FINAL UNLESS ALL SIGNATURES COMPLETED	




NOTES:

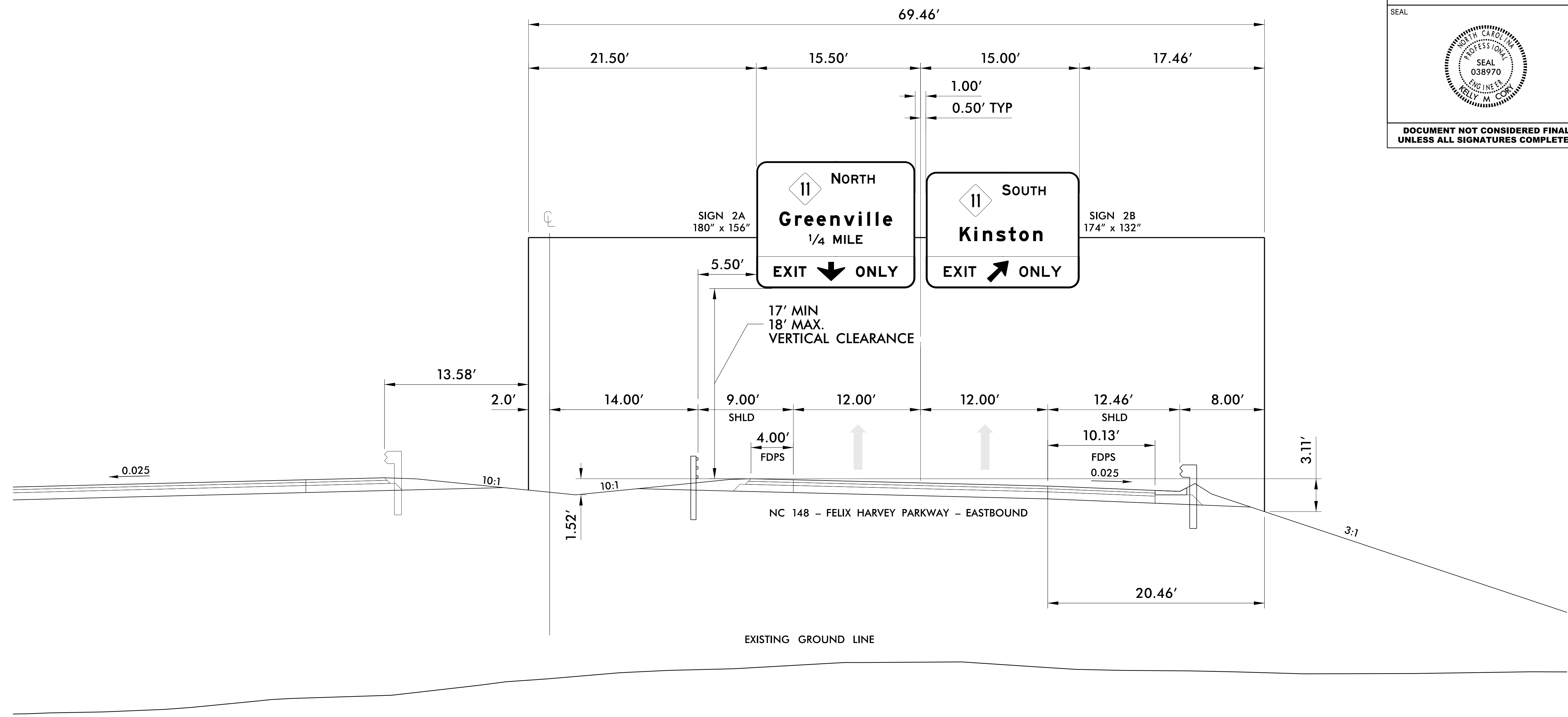
- IF THE CONTRACTOR BIDS ALUMINUM SIGN STRUCTURE, EACH SHALL BE PROVIDED WITH AN APPROVED HIGHWAY TRUSS DAMPER DEVICE IN ACCORDANCE WITH AASHTO SPECIFICATIONS.
- MOUNT SIGNS VERTICALLY CENTERED ON HORIZONTAL MEMBER OF STRUCTURE.
- FIELD VERIFICATION SHALL BE REQUIRED FOR ALL FOOTING ELEVATIONS, PER THE LATEST NCDOT STANDARD SPECIFICATIONS FOR ROADS AND STRUCTURES. PROVIDE FIELD VERIFICATION TO THE SIGNING SECTION.
- THE TOP OF THE FOOTING SHALL EXTEND AT LEAST 4 INCHES AND NOT MORE THAN 24 INCHES ABOVE THE HIGHEST POINT OF THE GROUND SURFACE AT THE FOOTING.
- SIGN HANGERS AND ATTACHMENT HARDWARE SHALL BE PROVIDED AND INSTALLED ON THE ASSEMBLY TO ACCOMMODATE ALL SIGNS SHOWN IN THIS PLAN SHEET.
- DESIGN AND CONSTRUCTION REQUIREMENTS FOR SIGN STRUCTURES SHALL ACCOMMODATE WIND VELOCITY OF 120 M.P.H.

8/18/2017
 X:\Projects\NCDOT\5703\Traffic\Signing\CADD\Signing_Layout\Plans\5703_SIGN_psh_03.dgn
 User:KMcory

Michael Baker
 INTERNATIONAL
 Michael Baker Engineering
 8000 Regency Parkway, Suite 600
 Cary, North Carolina 27518
 NC License No.: F-1084

OVERHEAD ASSEMBLY "A"
-L- STA. 317+60

TIP NO. R-5703	SHEET NO. SIGN-3A
APPROVED: <i>Kelly M. Cary</i> <small>DocuSigned by: Kelly M. Cary E2F270FB1C142E</small>	
DATE: 9/18/2017	
SEAL	
	
DOCUMENT NOT CONSIDERED FINAL UNLESS ALL SIGNATURES COMPLETED	



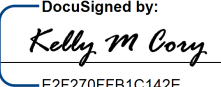

NOTES:

- IF THE CONTRACTOR BIDS ALUMINUM SIGN STRUCTURE, EACH SHALL BE PROVIDED WITH AN APPROVED HIGHWAY TRUSS DAMPER DEVICE IN ACCORDANCE WITH AASHTO SPECIFICATIONS.
- MOUNT SIGNS VERTICALLY CENTERED ON HORIZONTAL MEMBER OF STRUCTURE.
- FIELD VERIFICATION SHALL BE REQUIRED FOR ALL FOOTING ELEVATIONS, PER THE LATEST NCDOT STANDARD SPECIFICATIONS FOR ROADS AND STRUCTURES. PROVIDE FIELD VERIFICATION TO THE SIGNING SECTION.
- THE TOP OF THE FOOTING SHALL EXTEND AT LEAST 4 INCHES AND NOT MORE THAN 24 INCHES ABOVE THE HIGHEST POINT OF THE GROUND SURFACE AT THE FOOTING.
- SIGN HANGERS AND ATTACHMENT HARDWARE SHALL BE PROVIDED AND INSTALLED ON THE ASSEMBLY TO ACCOMMODATE ALL SIGNS SHOWN IN THIS PLAN SHEET.
- DESIGN AND CONSTRUCTION REQUIREMENTS FOR SIGN STRUCTURES SHALL ACCOMMODATE WIND VELOCITY OF 120 M.P.H.


8/18/2017
 X:\Projects\NCDOT\5703\Traffic\Signing\CADD\Signing_Layout\Plans\5703_SIGN_psh_03.dgn
 User: krlcory

Michael Baker
 INTERNATIONAL
 Michael Baker Engineering
 8000 Regency Parkway, Suite 600
 Cary, North Carolina 27518
 NC License No.: F-1084

OVERHEAD ASSEMBLY "B"
-L- STA. 344+00

TIP NO. R-5703	SHEET NO. SIGN-4
APPROVED:  <small>E2P270FFB1C142E</small>	
DATE: 9/18/2017	
	
DOCUMENT NOT CONSIDERED FINAL UNLESS ALL SIGNATURES COMPLETED	

SIGN NUMBER: 101,104 TYPE: A QUANTITY: 2 SIGN WIDTH: 11'-6" HEIGHT: 11'-0" TOTAL AREA: 126.5 Sq.Ft. BORDER TYPE: FLUSH RECESS: 0" WIDTH: 2" RADII: 12" NO. Z BARS: 3 LENGTH: 130.0	BACKG COLOR: Green COPY COLOR: White SYMBOL M1-5 <table border="1"> <tr><th>SYMBOL</th><th>X</th><th>Y</th><th>WID</th><th>HT</th></tr> <tr><td>M1-5</td><td>50.6</td><td>79</td><td>36</td><td>36</td></tr> </table>	SYMBOL	X	Y	WID	HT	M1-5	50.6	79	36	36	DESIGN BY: K M Cory PROJECT ID: R-5703 CHECKED BY: W Ruhsam DIV: 02 DATE: February 2017
SYMBOL	X	Y	WID	HT								
M1-5	50.6	79	36	36								




Spacing Factor is 1 unless specified otherwise

Letter positions											Series/Size
Letter spacings are to start of next letter											Text Length
K	i	n	s	t	o	n					EM 2000
29.6	13.9	8	12.7	11.6	10	13.2	8.8	30.3			78.1
S	n	o	w		H	i	l	l			EM 2000
18.4	14.9	12.9	11.7	13.6	13.3	15.3	8	8	2.7	19.1	100.5
E	X	I	T		1/2	M	I	L	E		E 2000
18.4	8.9	10.7	3.5	7.5	10	17.6	10	12	4.4	9.2	7.5
18.4											101.3

FILENAME: GuidSign_BASE NCDOT SIGN DETAIL

SIGN NUMBER: 102,103 TYPE: A QUANTITY: 2 SIGN WIDTH: 14'-6" HEIGHT: 9'-6" TOTAL AREA: 137.8 Sq.Ft. BORDER TYPE: FLUSH RECESS: 0" WIDTH: 2" RADII: 12" NO. Z BARS: 3 LENGTH: 166.0	BACKG COLOR: Green COPY COLOR: White SYMBOL M1-5 <table border="1"> <tr><th>SYMBOL</th><th>X</th><th>Y</th><th>WID</th><th>HT</th></tr> <tr><td>M1-5</td><td>71.4</td><td>62.3</td><td>36</td><td>36</td></tr> </table> Type A Arrow 132.4 24.2 19 29.8	SYMBOL	X	Y	WID	HT	M1-5	71.4	62.3	36	36	DESIGN BY: K M Cory PROJECT ID: R-5703 CHECKED BY: W Ruhsam DIV: 02 DATE: February 2017
SYMBOL	X	Y	WID	HT								
M1-5	71.4	62.3	36	36								

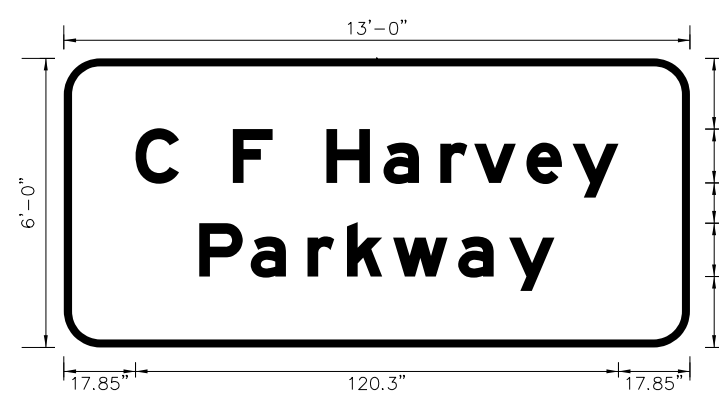


Spacing Factor is 1 unless specified otherwise

Letter positions											Series/Size
Letter spacings are to start of next letter											Text Length
K	i	n	s	t	o	n					EM 2000
29.3	13.9	8	12.7	11.6	10	13.2	8.8	66.6			78.1
S	n	o	w		H	i	l	l			EM 2000
18.1	14.9	12.9	11.7	13.6	13.3	15.3	8	8	2.7	55.4	100.5

FILENAME: GuidSign_BASE NCDOT SIGN DETAIL

SIGN NUMBER: 105 TYPE: A QUANTITY: 1 SIGN WIDTH: 13'-0" HEIGHT: 6'-0" TOTAL AREA: 78.0 Sq.Ft. BORDER TYPE: FLUSH RECESS: 0" WIDTH: 2" RADII: 9" NO. Z BARS: 2 LENGTH: 148.0	BACKG COLOR: Green COPY COLOR: White SYMBOL <table border="1"> <tr><th>SYMBOL</th><th>X</th><th>Y</th><th>WID</th><th>HT</th></tr> </table>	SYMBOL	X	Y	WID	HT	DESIGN BY: K M Cory PROJECT ID: R-5703 CHECKED BY: W Ruhsam DIV: 02 DATE: August 2017
SYMBOL	X	Y	WID	HT			




Spacing Factor is 1 unless specified otherwise

Letter positions											Series/Size
Letter spacings are to start of next letter											Text Length
C	F	H	a	r	v	e	y				EM 2000
17.8	10.9	13.4	9.9	13.4	14.2	14.2	8.4	13	11.5	11.4	17.8
P	a	r	k	w	a	y					EM 2000
33.7	12.8	14.1	9.9	11.5	16.3	12.7	11.3	33.7			88.5

FILENAME: GuidSign_BASE NCDOT SIGN DETAIL

SIGN NUMBER: 111 TYPE: B QUANTITY: 1 SIGN WIDTH: 12'-0" HEIGHT: 4'-0" TOTAL AREA: 48.0 Sq.Ft. BORDER TYPE: FLUSH RECESS: 0.75" WIDTH: 1.25" RADII: 6" NO. Z BARS: 2 LENGTH: 136.0	BACKG COLOR: Yellow COPY COLOR: Black SYMBOL <table border="1"> <tr><th>SYMBOL</th><th>X</th><th>Y</th><th>WID</th><th>HT</th></tr> </table>	SYMBOL	X	Y	WID	HT	DESIGN BY: K M Cory PROJECT ID: R-5703 CHECKED BY: W Ruhsam DIV: 02 DATE: February 2017
SYMBOL	X	Y	WID	HT			



Spacing Factor is 1 unless specified otherwise

Letter positions											Series/Size	
Letter spacings are to start of next letter											Text Length	
F	R	E	E	W	A	Y		E	N	D	S	E 2000
13	9.2	10.1	9.5	8.6	11.4	11	10.2	10	9.5	10.7	9.8	8.1
1				M	I	L	E					E 2000
49	3.6	10	12	4.4	9.2	7.5	48.3					46.7


FILENAME: GuidSign_BASE NCDOT SIGN DETAIL

8/18/2017 X:\P\Projects\NCDOT\R-5703\Traffic\Signing\CADD\Signing_Layout\Plans\R-5703_SIGN_psh_04.dgn User:KMCory

Michael Baker INTERNATIONAL	Michael Baker Engineering 8000 Regency Parkway, Suite 600 Cary, North Carolina 27518 NC License No. : F-1084	SIGN DESIGNS
---------------------------------------	---	---------------------

APPROVED: *Kelly M Cory*
DocuSigned by:
 Kelly M Cory
 E2F270FB1C142E

DATE: 9/18/2017



**DOCUMENT NOT CONSIDERED FINAL
 UNLESS ALL SIGNATURES COMPLETED**

SIGN NUMBER: 1A **BACKG COLOR: Green/Yellow**
TYPE: A **COPY COLOR: White/Black**

QUANTITY: 1

SYMBOL	X	Y	WID	HT
M1-5	41.6	102.9	36	36
Type C Arrow	68.6	8	32	22

SIGN WIDTH: 15'-0"
 HEIGHT: 13'-0"
 TOTAL AREA: 195.0 Sq.Ft.

BORDER TYPE: FLUSH
 RECESS: 0"
 WIDTH: 2"
 RADII: 12"

NO. Z BARS: 4
 LENGTH: 172.0

MAT'L: 0.125" ALUMINUM

DESIGN BY: K M Cory CHECKED BY: W Ruhsam
 PROJECT ID: R-5703 DIV: 02 DATE: April 2017

Spacing Factor is 1 unless specified otherwise

LETTER POSITIONS

Letter spacings are to start of next letter

Series/Size	Text	Length
E 2000	N	12.8
E 2000	O	12.8
E 2000	R	11.1
E 2000	T	9.7
E 2000	H	27.5
EM 2000	G	17.8
EM 2000	r	10.4
EM 2000	e	14.1
EM 2000	e	15.5
EM 2000	n	15.2
EM 2000	v	17.9
EM 2000	i	9.6
EM 2000	i	9.6
EM 2000	l	8.2
EM 2000	l	10.6
EM 2000	e	26.1
E 2000	3/4	56
E 2000	M	10
E 2000	I	12
E 2000	L	4.4
E 2000	E	9.2
E 2000	56	7.5
E 2000	56	56
EM 2000	E	19.6
EM 2000	X	10.6
EM 2000	I	13
EM 2000	T	4.6
EM 2000	123.4	8.9
EM 2000	123.4	19.6
EM 2000	O	112.6
EM 2000	N	13.1
EM 2000	L	9.6
EM 2000	Y	12.1
EM 2000	19.6	19.6

FILENAME: GuidSign_BASE NCDOT SIGN DETAIL

SIGN NUMBER: 1B **BACKG COLOR: Green/Yellow**
TYPE: A **COPY COLOR: White/Black**

QUANTITY: 1

SYMBOL	X	Y	WID	HT
M1-5	34.1	102.9	36	36
Type C Arrow	68.6	8	32	22

SIGN WIDTH: 15'-0"
 HEIGHT: 13'-0"
 TOTAL AREA: 195.0 Sq.Ft.

BORDER TYPE: FLUSH
 RECESS: 0"
 WIDTH: 2"
 RADII: 12"

NO. Z BARS: 4
 LENGTH: 172.0

MAT'L: 0.125" ALUMINUM

DESIGN BY: K M Cory CHECKED BY: W Ruhsam
 PROJECT ID: R-5703 DIV: 02 DATE: April 2017

Spacing Factor is 1 unless specified otherwise

LETTER POSITIONS

Letter spacings are to start of next letter

Series/Size	Text	Length
E 2000	S	12.2
E 2000	O	12.8
E 2000	U	11.8
E 2000	T	9.7
E 2000	H	34.1
EM 2000	85.1	12.2
EM 2000	3.2	12.8
EM 2000	11.8	11
EM 2000	9.7	34.1
EM 2000	K	16.6
EM 2000	i	9.6
EM 2000	n	15.2
EM 2000	s	13.9
EM 2000	t	15.8
EM 2000	o	10.6
EM 2000	n	43.1
E 2000	1/2	56
E 2000	M	10
E 2000	I	12
E 2000	L	4.4
E 2000	E	9.2
E 2000	58.9	7.5
EM 2000	E	19.4
EM 2000	X	10.6
EM 2000	I	13
EM 2000	T	4.6
EM 2000	123.6	8.9
EM 2000	123.6	19.6
EM 2000	O	112.5
EM 2000	N	13.1
EM 2000	L	9.6
EM 2000	Y	12.1
EM 2000	19.8	19.8

FILENAME: GuidSign_BASE NCDOT SIGN DETAIL

SIGN NUMBER: 2A **BACKG COLOR: Green/Yellow**
TYPE: A **COPY COLOR: White/Black**

QUANTITY: 1

SYMBOL	X	Y	WID	HT
M1-5	41.6	102.9	36	36
Type C Arrow	68.6	8	32	22

SIGN WIDTH: 15'-0"
 HEIGHT: 13'-0"
 TOTAL AREA: 195.0 Sq.Ft.

BORDER TYPE: FLUSH
 RECESS: 0"
 WIDTH: 2"
 RADII: 12"

NO. Z BARS: 4
 LENGTH: 172.0

MAT'L: 0.125" ALUMINUM

DESIGN BY: K M Cory CHECKED BY: W Ruhsam
 PROJECT ID: R-5703 DIV: 02 DATE: April 2017

Spacing Factor is 1 unless specified otherwise

LETTER POSITIONS

Letter spacings are to start of next letter

Series/Size	Text	Length
E 2000	N	12.8
E 2000	O	12.8
E 2000	R	11.1
E 2000	T	9.7
E 2000	H	27.5
EM 2000	G	17.8
EM 2000	r	10.4
EM 2000	e	14.1
EM 2000	e	15.5
EM 2000	n	15.2
EM 2000	v	17.9
EM 2000	i	9.6
EM 2000	i	9.6
EM 2000	l	8.2
EM 2000	l	10.6
EM 2000	e	26.1
E 2000	1/4	56
E 2000	M	10
E 2000	I	12
E 2000	L	4.4
E 2000	E	9.2
E 2000	59	7.5
EM 2000	E	19.6
EM 2000	X	10.6
EM 2000	I	13
EM 2000	T	4.6
EM 2000	123.4	8.9
EM 2000	123.4	19.6
EM 2000	O	112.6
EM 2000	N	13.1
EM 2000	L	9.6
EM 2000	Y	12.1
EM 2000	19.6	19.6

FILENAME: GuidSign_BASE NCDOT SIGN DETAIL

SIGN NUMBER: 2B **BACKG COLOR: Green/Yellow**
TYPE: A **COPY COLOR: White/Black**

QUANTITY: 1

SYMBOL	X	Y	WID	HT
M1-5	31.6	80.3	36	36
Type A Arrow	69	6.6	20	31.5

SIGN WIDTH: 14'-6"
 HEIGHT: 11'-0"
 TOTAL AREA: 159.5 Sq.Ft.

BORDER TYPE: FLUSH
 RECESS: 0"
 WIDTH: 2"
 RADII: 12"

NO. Z BARS: 3
 LENGTH: 166.0

MAT'L: 0.125" ALUMINUM

DESIGN BY: K M Cory CHECKED BY: W Ruhsam
 PROJECT ID: R-5703 DIV: 02 DATE: April 2017

Spacing Factor is 1 unless specified otherwise

LETTER POSITIONS

Letter spacings are to start of next letter


Series/Size	Text	Length
E 2000	S	12.2
E 2000	O	12.8
E 2000	U	11.8
E 2000	T	9.7
E 2000	H	31.6
EM 2000	82.6	12.2
EM 2000	2.2	12.8
EM 2000	11.8	11
EM 2000	9.7	31.6
EM 2000	K	16.6
EM 2000	i	9.6
EM 2000	n	15.2
EM 2000	s	13.9
EM 2000	t	15.8
EM 2000	o	10.6
EM 2000	n	40.3
E 2000	E	20.3
E 2000	X	10.7
E 2000	I	12.8
E 2000	T	4.2
E 2000	117	9
EM 2000	O	105.8
EM 2000	N	12.8
EM 2000	L	10
EM 2000	Y	12.2
EM 2000	20.3	20.3

FILENAME: GuidSign_BASE NCDOT SIGN DETAIL

8/18/2017
 X:\AP\Projects\NCDOT\R-5703\Traffic\Signing\CADD\Signing_Layout\Plans\R-5703_SIGN_psh_04.dgn
 User: KMCory

Michael Baker INTERNATIONAL	Michael Baker Engineering 8000 Regency Parkway, Suite 600 Cary, North Carolina 27518 NC License No. : F-1084	<h1>SIGN DESIGNS</h1>
	Michael Baker Engineering 8000 Regency Parkway, Suite 600 Cary, North Carolina 27518 NC License No. : F-1084	

APPROVED: *Kelly M Cory*
E2F20FFB1C142E
DATE: 9/18/2017



**DOCUMENT NOT CONSIDERED FINAL
UNLESS ALL SIGNATURES COMPLETED**

SIGN NUMBER: 106,110 TYPE: A QUANTITY: 2 SIGN WIDTH: 13'-0" HEIGHT: 11'-0" TOTAL AREA: 143.0 Sq.Ft. BORDER TYPE: FLUSH RECESS: 0" WIDTH: 2" RADII: 12" NO. Z BARS: 3 LENGTH: 148.0	BACKG COLOR: Green COPY COLOR: White <table border="1"> <tr><th>SYMBOL</th><th>X</th><th>Y</th><th>WID</th><th>HT</th></tr> <tr><td>M1-5</td><td>37.2</td><td>80.3</td><td>36</td><td>36</td></tr> </table> MAT'L: 0.125" ALUMINUM	SYMBOL	X	Y	WID	HT	M1-5	37.2	80.3	36	36	DESIGN BY: K M Cory PROJECT ID: R-5703 CHECKED BY: W Ruhsam DIV: 02 DATE: August 2017
SYMBOL	X	Y	WID	HT								
M1-5	37.2	80.3	36	36								

Spacing Factor is 1 unless specified otherwise

LETTER POSITIONS

Letter spacings are to start of next letter													Series/Size Text Length
W	E	S	T										E 2000 40.1
85.2	12.7	1.8	8.9	9.2	7.5	30.7							
C	F	H	a	r	v	e	y						EM 2000 120.3
17.8	10.9	13.4	9.9	13.4	14.2	8.4	13	11.5	11.4	17.8			
P	a	r	k	w	a	y							EM 2000 88.5
33.7	12.8	14.1	9.9	11.5	16.3	12.7	11.3	33.7					
E	X	I	T			1/2	M	I	L	E			E 2000 101.3
27.4	8.9	10.7	3.5	7.5	10	17.6	10	12	4.4	9.2	7.5	27.4	

FILENAME: GuidSign_BASE NCDOT SIGN DETAIL

SIGN NUMBER: 107,108 TYPE: A QUANTITY: 2 SIGN WIDTH: 16'-6" HEIGHT: 9'-6" TOTAL AREA: 156.8 Sq.Ft. BORDER TYPE: FLUSH RECESS: 0" WIDTH: 2" RADII: 12" NO. Z BARS: 3 LENGTH: 190.0	BACKG COLOR: Green COPY COLOR: White <table border="1"> <tr><th>SYMBOL</th><th>X</th><th>Y</th><th>WID</th><th>HT</th></tr> <tr><td>M1-5</td><td>39.5</td><td>63.5</td><td>36</td><td>36</td></tr> <tr><td>Type A Arrow</td><td>158.1</td><td>23.6</td><td>19</td><td>29.8</td></tr> </table> MAT'L: 0.125" ALUMINUM	SYMBOL	X	Y	WID	HT	M1-5	39.5	63.5	36	36	Type A Arrow	158.1	23.6	19	29.8	DESIGN BY: K M Cory PROJECT ID: R-5703 CHECKED BY: W Ruhsam DIV: 02 DATE: August 2017
SYMBOL	X	Y	WID	HT													
M1-5	39.5	63.5	36	36													
Type A Arrow	158.1	23.6	19	29.8													

Spacing Factor is 1 unless specified otherwise

LETTER POSITIONS

Letter spacings are to start of next letter													Series/Size Text Length
W	E	S	T										E 2000 40.1
87.5	12.7	1.8	8.9	9.2	7.5	70.4							
C	F	H	a	r	v	e	y						EM 2000 120.3
16.4	10.9	13.4	9.9	13.4	14.2	8.4	13	11.5	11.4	61.3			
P	a	r	k	w	a	y							EM 2000 88.5
32.3	12.8	14.1	9.9	11.5	16.3	12.7	11.3	77.2					

FILENAME: GuidSign_BASE NCDOT SIGN DETAIL

SIGN NUMBER: 109 TYPE: B QUANTITY: 1 SIGN WIDTH: 9'-0" HEIGHT: 3'-6" TOTAL AREA: 31.5 Sq.Ft. BORDER TYPE: FLUSH RECESS: 0" WIDTH: 1.5" RADII: 3" NO. Z BARS: 2 LENGTH: 100.0	BACKG COLOR: Green COPY COLOR: White <table border="1"> <tr><th>SYMBOL</th><th>X</th><th>Y</th><th>WID</th><th>HT</th></tr> </table> MAT'L: 0.125" ALUMINUM	SYMBOL	X	Y	WID	HT	DESIGN BY: K M Cory PROJECT ID: R-5703 CHECKED BY: W Ruhsam DIV: 02 DATE: February 2017
SYMBOL	X	Y	WID	HT			

Spacing Factor is 1 unless specified otherwise

LETTER POSITIONS

Letter spacings are to start of next letter													Series/Size Text Length			
W	i	n	t	e	r	v	i	l	l	e	1	5	EM 2000 88			
10	10.4	4.8	7.7	6	7.8	5	8.5	4.8	4.8	4.1	5.3	8	4.4	6.5	10	
G	r	e	e	n	v	i	l	e								EM 2000 63.9
10	8.9	5.2	7	7.8	7.6	8.5	4.8	4.8	4.1	5.3	34.1					
2	1															EM 2000 10.7
87.3	8.3	2.4	10													

FILENAME: GuidSign_BASE NCDOT SIGN DETAIL

SIGN NUMBER: 201,202,203,204,205 TYPE: A QUANTITY: 5 SIGN WIDTH: 6'-0" HEIGHT: 5'-0" TOTAL AREA: 30.0 Sq.Ft. BORDER TYPE: FLUSH RECESS: 0" WIDTH: 2" RADII: 6" NO. Z BARS: 2 LENGTH: 64.0	BACKG COLOR: Green COPY COLOR: White <table border="1"> <tr><th>SYMBOL</th><th>X</th><th>Y</th><th>WID</th><th>HT</th></tr> <tr><td>Type A Arrow</td><td>24.8</td><td>6</td><td>17.9</td><td>28.1</td></tr> </table> MAT'L: 0.125" ALUMINUM	SYMBOL	X	Y	WID	HT	Type A Arrow	24.8	6	17.9	28.1	DESIGN BY: K M Cory PROJECT ID: R-5703 CHECKED BY: W Ruhsam DIV: 02 DATE: February 2017
SYMBOL	X	Y	WID	HT								
Type A Arrow	24.8	6	17.9	28.1								

Spacing Factor is 1 unless specified otherwise


LETTER POSITIONS

Letter spacings are to start of next letter						Series/Size Text Length
E	X	I	T			EM 2000 30.8
20.6	8.8	10.8	3.8	7.4	20.6	

FILENAME: GuidSign_BASE NCDOT SIGN DETAIL

8/18/2017 X:\Projects\NCDOT\R-5703\Traffic\Signing\CADD\Signing_Layout\Plans\R-5703_SIGN_psh_04.dgn User:KMCory

APPROVED: *Kelly M Cory*
E2F270FFB1C142E...
DATE: 9/18/2017



**DOCUMENT NOT CONSIDERED FINAL
UNLESS ALL SIGNATURES COMPLETED**

SIGN NUMBER: 301
TYPE: D
QUANTITY: 1
SIGN WIDTH: 6'-0"
HEIGHT: 2'-6"
TOTAL AREA: 15.0 Sq.Ft.
BORDER TYPE: FLUSH
RECESS: 0"
WIDTH: 0.75"
RADII: 3"
NO. Z BARS: 1
LENGTH: 1

BACKG COLOR: Green
COPY COLOR: White

SYMBOL	X	Y	WID	HT
Type B Arrow	9.7	19	6	6.8
Type A Arrow	7.9	4.7	6	9.5

DESIGN BY: K M Cory
PROJECT ID: R-5703
CHECKED BY: W Ruhsam
DIV: 02
DATE: February 2017

NOTES:
1. Legend, border and arrows shall be direct applied Grade C reflective sheeting.
2. Shields shall be Grade C reflecting sheeting on 0.032" aluminum and demountable.
3. Background shall be Grade C reflective sheeting.

MOUNT ON TWO WOOD POSTS Spacing Factor is 1 unless specified otherwise

LETTER POSITIONS

Letter spacings are to start of next letter													Series/Size
													Text Length
G	r	i	f	t	o	n							D 2000
24.7	5.3	3	1.8	2.3	2.8	4.6	3.5	23.9					23.4
L	a		G	r	a	n	g	e					D 2000
25.4	4.2	3.4	6	5.3	2.7	4.6	4.4	4.6	3.5	7.9			38.7

FILENAME: GuidSign_BASE NCDOT SIGN DETAIL

SIGN NUMBER: 302,307
TYPE: D
QUANTITY: 2
SIGN WIDTH: 5'-6"
HEIGHT: 2'-6"
TOTAL AREA: 13.8 Sq.Ft.
BORDER TYPE: FLUSH
RECESS: 0"
WIDTH: 0.75"
RADII: 3"
NO. Z BARS: 1
LENGTH: 1

BACKG COLOR: Green
COPY COLOR: White

SYMBOL	X	Y	WID	HT
Type A Arrow	6.1	19.3	6	9
Type A Arrow	50.9	4.7	6	9

DESIGN BY: K M Cory
PROJECT ID: R-5703
CHECKED BY: W Ruhsam
DIV: 02
DATE: February 2017

NOTES:
1. Legend, border and arrows shall be direct applied Grade C reflective sheeting.
2. Shields shall be Grade C reflecting sheeting on 0.032" aluminum and demountable.
3. Background shall be Grade C reflective sheeting.

MOUNT ON TWO WOOD POSTS Spacing Factor is 1 unless specified otherwise

LETTER POSITIONS

Letter spacings are to start of next letter													Series/Size
													Text Length
K	i	n	s	t	o	n							D 2000
27.2	5.1	2.2	4.3	3.1	2.8	4.6	3.5	13.1					25.6
S	n	o	w	H	i	l	l						D 2000
6.1	5	4.4	4.1	6.8	6	5.4	2.2	2.2	1	22.9			37

FILENAME: GuidSign_BASE NCDOT SIGN DETAIL

SIGN NUMBER: 303,306
TYPE: D
QUANTITY: 2
SIGN WIDTH: 5'-6"
HEIGHT: 2'-6"
TOTAL AREA: 13.8 Sq.Ft.
BORDER TYPE: FLUSH
RECESS: 0"
WIDTH: 0.75"
RADII: 3"
NO. Z BARS: 1
LENGTH: 1

BACKG COLOR: Green
COPY COLOR: White

SYMBOL	X	Y	WID	HT
AR_THRU	23.7	2	6	18.9

DESIGN BY: K M Cory
PROJECT ID: R-5703
CHECKED BY: W Ruhsam
DIV: 02
DATE: February 2017

NOTES:
1. Legend, border and arrows shall be direct applied Grade C reflective sheeting.
2. Shields shall be Grade C reflecting sheeting on 0.032" aluminum and demountable.
3. Background shall be Grade C reflective sheeting.

MOUNT ON TWO WOOD POSTS Spacing Factor is 1 unless specified otherwise

LETTER POSITIONS

Letter spacings are to start of next letter													Series/Size					
													Text Length					
G	T	P											D 2000					
26.2	4.9	4.6	4.1	26.2									13.6					
T	R	A	N	S	P	A	R	K	C	E	N	T	E	R	D 2000			
6.4	3.1	3	4	3.4	3.4	3	4	3.4	2.8	4	3.6	3.2	3.3	3.1	3.2	2.7	6.4	53.1

FILENAME: GuidSign_BASE NCDOT SIGN DETAIL

SIGN NUMBER: 304
TYPE: D
QUANTITY: 1
SIGN WIDTH: 6'-0"
HEIGHT: 2'-6"
TOTAL AREA: 15.0 Sq.Ft.
BORDER TYPE: FLUSH
RECESS: 0"
WIDTH: 0.75"
RADII: 3"
NO. Z BARS: 1
LENGTH: 1

BACKG COLOR: Green
COPY COLOR: White

SYMBOL	X	Y	WID	HT
Type B Arrow	6.9	19	6	6.8
Type A Arrow	56.1	4.7	6	9

DESIGN BY: K M Cory
PROJECT ID: R-5703
CHECKED BY: W Ruhsam
DIV: 02
DATE: February 2017

NOTES:
1. Legend, border and arrows shall be direct applied Grade C reflective sheeting.
2. Shields shall be Grade C reflecting sheeting on 0.032" aluminum and demountable.
3. Background shall be Grade C reflective sheeting.

MOUNT ON TWO WOOD POSTS Spacing Factor is 1 unless specified otherwise

LETTER POSITIONS

Letter spacings are to start of next letter													Series/Size
													Text Length
S	n	o	w	H	i	l	l						D 2000
25.5	5	4.4	4.1	6.8	6	5.4	2.2	2.2	1	9.5			37
L	a		G	r	a	n	g	e					D 2000
9.2	4.2	3.4	6	5.3	2.7	4.6	4.4	4.6	3.5	24.1			38.7


FILENAME: GuidSign_BASE NCDOT SIGN DETAIL

8/18/2017 X:\P\Projects\NCDOT\R-5703\Traffic\Signing\CADD\Signing Layout\Plans\R-5703_SIGN_psh_04.dgn User:KMCory

<p>Michael Baker INTERNATIONAL</p>	<p>Michael Baker Engineering 8000 Regency Parkway, Suite 600 Cary, North Carolina 27518 NC License No. : F-1084</p>	<p>SIGN DESIGNS</p>
	<p>Michael Baker Engineering 8000 Regency Parkway, Suite 600 Cary, North Carolina 27518 NC License No. : F-1084</p>	

APPROVED: *Kelly M Cory*
DocuSigned by:
 Kelly M Cory
 E2F270FB1C142E...

DATE: 9/18/2017



**DOCUMENT NOT CONSIDERED FINAL
 UNLESS ALL SIGNATURES COMPLETED**

SIGN NUMBER: 305 TYPE: D QUANTITY: 1 SIGN WIDTH: 4'-6" HEIGHT: 2'-6" TOTAL AREA: 11.3 Sq.Ft. BORDER TYPE: FLUSH RECESS: 0" WIDTH: 0.75" RADII: 3" NO. Z BARS: 0 LENGTH: 0	BACKG COLOR: Green COPY COLOR: White <table border="1"> <thead> <tr> <th>SYMBOL</th> <th>X</th> <th>Y</th> <th>WID</th> <th>HT</th> </tr> </thead> <tbody> <tr> <td>Type B Arrow</td> <td>7.5</td> <td>19</td> <td>6</td> <td>6.8</td> </tr> <tr> <td>Type A Arrow</td> <td>5.8</td> <td>4.7</td> <td>6</td> <td>9.5</td> </tr> </tbody> </table>	SYMBOL	X	Y	WID	HT	Type B Arrow	7.5	19	6	6.8	Type A Arrow	5.8	4.7	6	9.5	DESIGN BY: K M Cory PROJECT ID: R-5703 CHECKED BY: W Ruhsam DIV: 02 DATE: February 2017
SYMBOL	X	Y	WID	HT													
Type B Arrow	7.5	19	6	6.8													
Type A Arrow	5.8	4.7	6	9.5													

NOTES:

- Legend, border and arrows shall be direct applied Grade C reflective sheeting.
- Shields shall be Grade C reflecting sheeting on 0.032" aluminum and demountable.
- Background shall be Grade C reflective sheeting.

MOUNT ON TWO WOOD POSTS Spacing Factor is 1 unless specified otherwise

Letter positions										Series/Size
Letter spacings are to start of next letter										Text Length
K	i	n	s	t	o	n				D 2000
22.6	5.1	2.2	4.3	3.1	2.8	4.6	3.5	5.8		25.6
G	r	i	f	t	o	n				D 2000
23.2	5.3	3	1.8	2.3	2.8	4.6	3.5	7.4		23.4

FILENAME: GuidSign_BASE NCDOT SIGN DETAIL

SIGN NUMBER: 308 TYPE: D QUANTITY: 1 SIGN WIDTH: 5'-6" HEIGHT: 2'-6" TOTAL AREA: 13.8 Sq.Ft. BORDER TYPE: FLUSH RECESS: 0" WIDTH: 0.75" RADII: 3" NO. Z BARS: 0 LENGTH: 0	BACKG COLOR: Green COPY COLOR: White <table border="1"> <thead> <tr> <th>SYMBOL</th> <th>X</th> <th>Y</th> <th>WID</th> <th>HT</th> </tr> </thead> <tbody> <tr> <td>Type B Arrow</td> <td>5.7</td> <td>19</td> <td>6</td> <td>6.8</td> </tr> <tr> <td>Type A Arrow</td> <td>51.3</td> <td>4.7</td> <td>6</td> <td>9</td> </tr> </tbody> </table>	SYMBOL	X	Y	WID	HT	Type B Arrow	5.7	19	6	6.8	Type A Arrow	51.3	4.7	6	9	DESIGN BY: K M Cory PROJECT ID: R-5703 CHECKED BY: W Ruhsam DIV: 02 DATE: February 2017
SYMBOL	X	Y	WID	HT													
Type B Arrow	5.7	19	6	6.8													
Type A Arrow	51.3	4.7	6	9													

NOTES:

- Legend, border and arrows shall be direct applied Grade C reflective sheeting.
- Shields shall be Grade C reflecting sheeting on 0.032" aluminum and demountable.
- Background shall be Grade C reflective sheeting.

MOUNT ON TWO WOOD POSTS Spacing Factor is 1 unless specified otherwise

Letter positions										Series/Size
Letter spacings are to start of next letter										Text Length
L	a	G	r	a	n	g	e			D 2000
20.6	4.2	3.4	6	5.3	2.7	4.6	4.4	4.6	3.5	38.7
G	r	i	f	t	o	n				D 2000
16.5	5.3	3	1.8	2.3	2.8	4.6	3.5	26.1		23.4

FILENAME: GuidSign_BASE NCDOT SIGN DETAIL

SIGN NUMBER: 309 TYPE: D QUANTITY: 2 SIGN WIDTH: 6'-0" HEIGHT: 3'-0" TOTAL AREA: 18.0 Sq.Ft. BORDER TYPE: FLUSH RECESS: 0" WIDTH: 1" RADII: 5" NO. Z BARS: 0 LENGTH: 0	BACKG COLOR: Yellow COPY COLOR: White <table border="1"> <thead> <tr> <th>SYMBOL</th> <th>X</th> <th>Y</th> <th>WID</th> <th>HT</th> </tr> </thead> <tbody> <tr> <td></td> <td></td> <td></td> <td></td> <td></td> </tr> </tbody> </table>	SYMBOL	X	Y	WID	HT						DESIGN BY: K M Cory PROJECT ID: R-5703 CHECKED BY: W Ruhsam DIV: 02 DATE: February 2017
SYMBOL	X	Y	WID	HT								

NOTES:

- Legend, border and arrows shall be direct applied Grade C reflective sheeting.
- Shields shall be Grade C reflecting sheeting on 0.032" aluminum and demountable.
- Background shall be Grade C reflective sheeting.

MOUNT ON TWO WOOD POSTS Spacing Factor is 1 unless specified otherwise

Letter positions										Series/Size
Letter spacings are to start of next letter										Text Length
S	t	o	n	y	t	o	n			EM 2000
7.4	8.2	6	7.9	7.6	8.3	6	7.9	5.3	7.4	57.2
C	r	e	e	k						EM 2000
19	8.7	5.2	7	7.8	5.3	19				34

FILENAME: GuidSign_BASE NCDOT SIGN DETAIL

SIGN NUMBER: 310 TYPE: D QUANTITY: 2 SIGN WIDTH: 6'-0" HEIGHT: 3'-0" TOTAL AREA: 18.0 Sq.Ft. BORDER TYPE: FLUSH RECESS: 0" WIDTH: 1" RADII: 5" NO. Z BARS: 0 LENGTH: 0	BACKG COLOR: Yellow COPY COLOR: White <table border="1"> <thead> <tr> <th>SYMBOL</th> <th>X</th> <th>Y</th> <th>WID</th> <th>HT</th> </tr> </thead> <tbody> <tr> <td></td> <td></td> <td></td> <td></td> <td></td> </tr> </tbody> </table>	SYMBOL	X	Y	WID	HT						DESIGN BY: K M Cory PROJECT ID: R-5703 CHECKED BY: W Ruhsam DIV: 02 DATE: February 2017
SYMBOL	X	Y	WID	HT								

NOTES:

- Legend, border and arrows shall be direct applied Grade C reflective sheeting.
- Shields shall be Grade C reflecting sheeting on 0.032" aluminum and demountable.
- Background shall be Grade C reflective sheeting.


MOUNT BELOW SIGN 309 IN TWO INSTALLATIONS Spacing Factor is 1 unless specified otherwise

Letter positions										Series/Size
Letter spacings are to start of next letter										Text Length
P	A	R	T	O	F	T	H	E		E 2000
15.4	3.6	4.8	3.7	3	4	4.3	3	4	3	41.2
N	e	u	s	e						EM 2000
22.4	6.4	5.8	5.7	5.3	4	22.4				27.1
R	i	v	e	r	B	a	s	i	n	EM 2000
8.4	6.5	2.9	5.8	5.8	3	6	6	5.7	5.8	55.1

FILENAME: GuidSign_BASE NCDOT SIGN DETAIL


8/18/2017 X:\AP\Projects\NCDOT\R-5703\Traffic\Signing\CADD\Signing Layout\Plans\R-5703_SIGN_psh_04.dgn User:KMCory

APPROVED: *Kelly M. Cory*
DATE: 9/18/2017



DOCUMENT NOT CONSIDERED FINAL
UNLESS ALL SIGNATURES COMPLETED


435 QUANTITY REQ'D 2



60" x 30"
W1-6R

TWO WOOD POSTS PER SIGN


436 QUANTITY REQ'D 1



30" x 30"
W1-3

ONE WOOD POST PER SIGN


437 QUANTITY REQ'D 1



18" x 18"
W13-1P

MOUNT BELOW SIGN 436
IN ONE INSTALLATION


438 QUANTITY REQ'D 4



18" x 24"
W1-8R

ONE WOOD POST PER SIGN


439 QUANTITY REQ'D 4



18" x 24"
W1-8L

ONE WOOD POST PER SIGN,
MOUNT BELOW SIGN 424
IN ONE INSTALLATION


401 QUANTITY REQ'D 2



36" x 48"
R2-1

TWO WOOD POSTS PER SIGN


407 QUANTITY REQ'D 4



36" x 36"
R1-1

ONE WOOD POST PER SIGN


413 QUANTITY REQ'D 1



48" x 48"
W4-3(R)

TWO WOOD POSTS PER SIGN


419 QUANTITY REQ'D 2



54" x 18"
R6-1 (R)

TWO WOOD POSTS PER SIGN


425 QUANTITY REQ'D 2



36" x 36" x 36"
R1-2

ONE WOOD POST PER SIGN


430 QUANTITY REQ'D 1



36" x 48"
R2-1

TWO WOOD POSTS PER SIGN

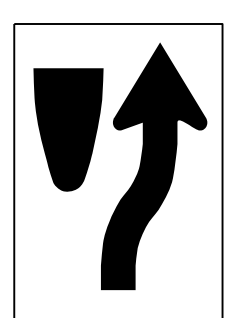
402 QUANTITY REQ'D 2



48" x 48"
W4-1 (R)

TWO WOOD POSTS PER SIGN


408 QUANTITY REQ'D 2



24" x 30"
R4-7

ONE WOOD POST PER SIGN

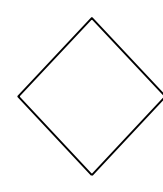
414 QUANTITY REQ'D 2



36" x 36"
W4-1 (R)

ONE WOOD POST PER SIGN

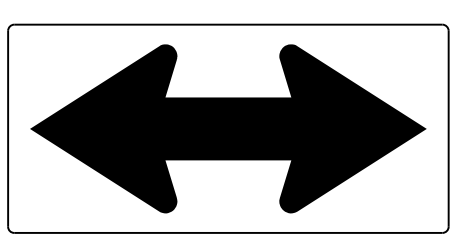
420 QUANTITY REQ'D 2



18" x 18"
OM1-3
YELLOW
(RETROREFLECTIVE)

MOUNT BELOW SIGN 408
IN 2 INSTALLATIONS

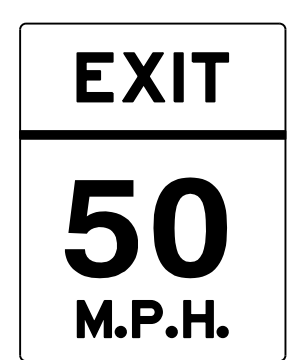
426 QUANTITY REQ'D 2



48" x 24"
W1-7

TWO WOOD POSTS PER SIGN

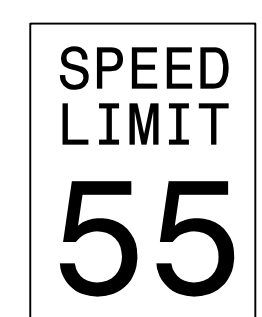
431 QUANTITY REQ'D 2



36" x 48"
W13-2

TWO WOOD POSTS PER SIGN


403 QUANTITY REQ'D 2



24" x 30"
R2-1

ONE WOOD POST PER SIGN


409 QUANTITY REQ'D 4



36" x 24"
R5-1a

ONE WOOD POST PER SIGN


415 QUANTITY REQ'D 2



24" x 42"
W13-7

ONE WOOD POST PER SIGN

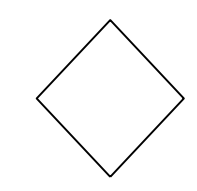
421 QUANTITY REQ'D 37



36" x 48"
W1-8R

ONE WOOD POST PER SIGN


427 QUANTITY REQ'D 15



18" x 18"
OM4-3
RED
(RETROREFLECTIVE)

ONE WOOD POST PER SIGN


432 QUANTITY REQ'D 2



36" x 36"
W1-2

ONE WOOD POST PER SIGN


404 QUANTITY REQ'D 1



30" x 30"
W2-2 (L)

ONE WOOD POST PER SIGN


410 QUANTITY REQ'D 2



24" x 30"
R2-1

ONE WOOD POST PER SIGN


416 QUANTITY REQ'D 1



30" x 30"
W2-1

ONE WOOD POST PER SIGN


422 QUANTITY REQ'D 3



36" x 48"
W13-2

TWO WOOD POSTS PER SIGN


428 QUANTITY REQ'D 6



18" x 6"
R1-3P

MOUNT BELOW SIGN 405
IN FOUR INSTALLATIONS
AND BELOW EXISTING SIGN
IN TWO INSTALLATIONS


433 QUANTITY REQ'D 2



24" x 24"
W13-1P

MOUNT BELOW SIGN 432
IN TWO INSTALLATIONS


405 QUANTITY REQ'D 6



30" x 30"
R1-1

ONE WOOD POST PER SIGN


411 QUANTITY REQ'D 3



36" x 60"
W13-7

TWO WOOD POSTS PER SIGN


417 QUANTITY REQ'D 1



30" x 30"
W2-2 (R)

ONE WOOD POST PER SIGN


423 QUANTITY REQ'D 1



24" x 42"
W13-2

ONE WOOD POST PER SIGN

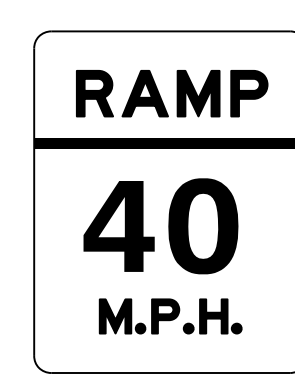
429 QUANTITY REQ'D 1



36" x 12"
R6-1 (R)

MOUNT ABOVE SIGN 405
IN ONE INSTALLATION


434 QUANTITY REQ'D 2



36" x 48"
W13-3

TWO WOOD POSTS PER SIGN


406 QUANTITY REQ'D 2



36" x 36"
R5-1

ONE WOOD POST PER SIGN


412 QUANTITY REQ'D 5



30" x 30"
W14-2

ONE WOOD POST PER SIGN


418 QUANTITY REQ'D 1



30" x 36"
R2-1

ONE WOOD POST PER SIGN

424 QUANTITY REQ'D 4



30" x 30"
W3-1a

ONE WOOD POST PER SIGN


Michael Baker
INTERNATIONAL

Michael Baker Engineering
8000 Regency Parkway, Suite 600
Cary, North Carolina 27518
NC License No. : F-1084

TYPE "E" SIGNS

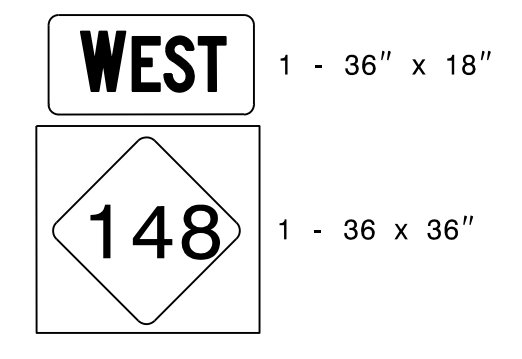
8/18/2017
X:\Projects\NCDDOT\AR-5703\Traffic\Signing\CADD\Signing Layout_Plans\AR-5703-SIGN_psh_04.dgn
User:KMcory

APPROVED: *Kelly M. Cory*
DATE: 9/18/2017



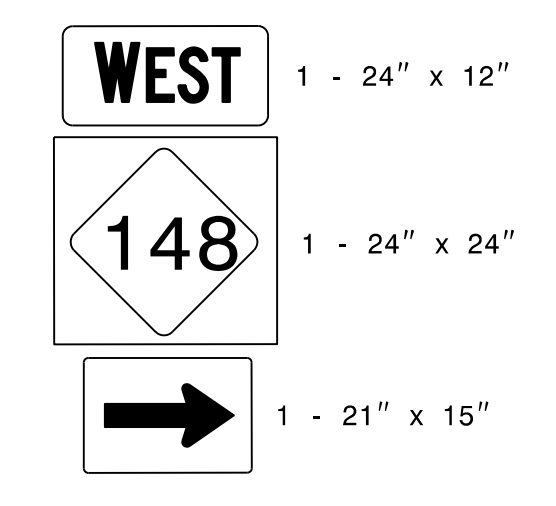
**DOCUMENT NOT CONSIDERED FINAL
UNLESS ALL SIGNATURES COMPLETED**

501 QUANTITY REQ'D 2



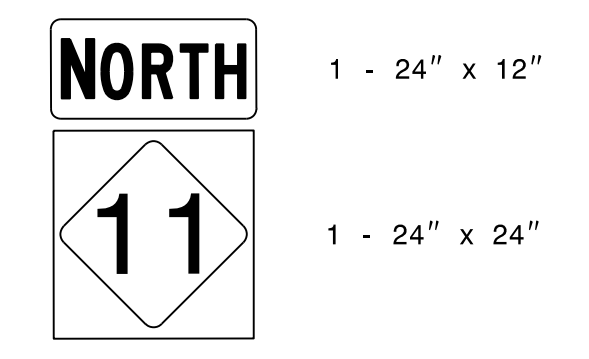
TWO WOOD POSTS PER ASSEMBLY

506 QUANTITY REQ'D 1



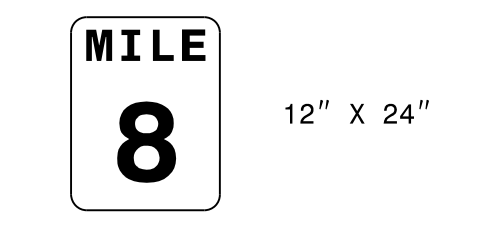
ONE WOOD POST PER ASSEMBLY

511 QUANTITY REQ'D 1



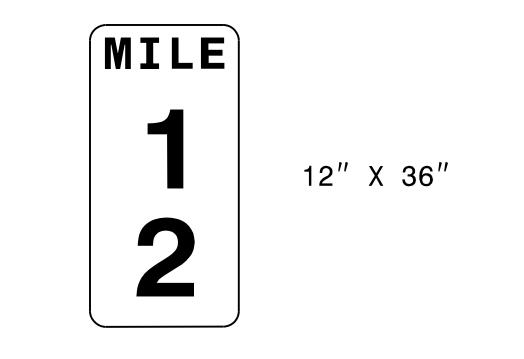
ONE WOOD POST PER ASSEMBLY

QUANTITY REQ'D 2



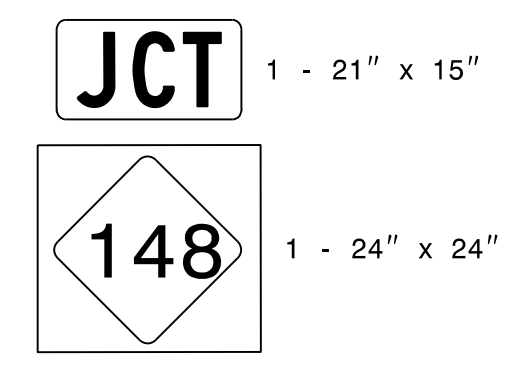
ONE "U" POST PER SIGN

QUANTITY REQ'D 2



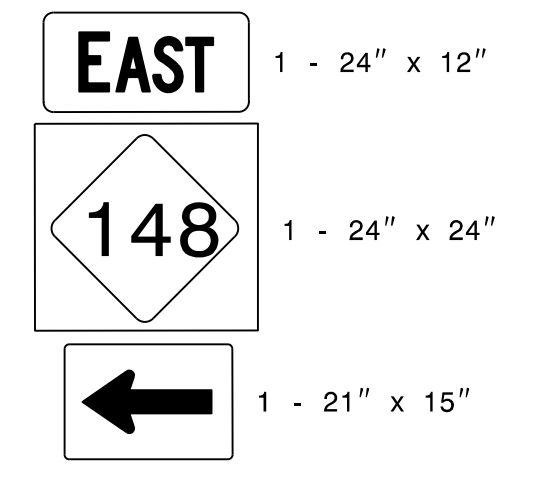
ONE "U" POST PER SIGN

502 QUANTITY REQ'D 2



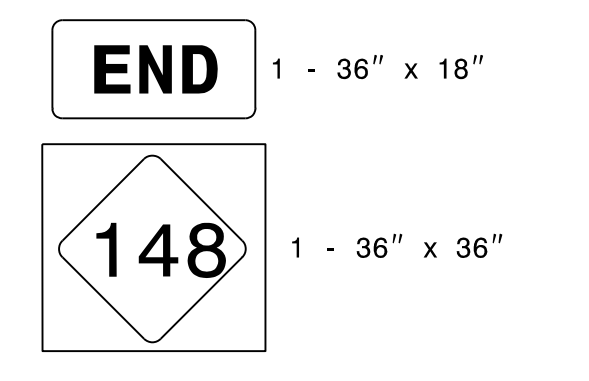
ONE WOOD POST PER ASSEMBLY

507 QUANTITY REQ'D 1



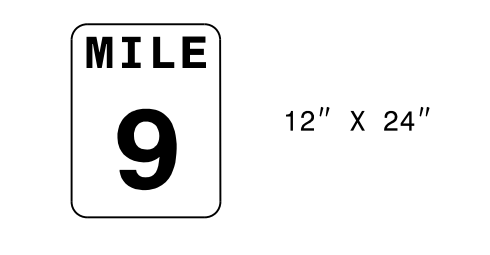
ONE WOOD POST PER ASSEMBLY

512 QUANTITY REQ'D 1



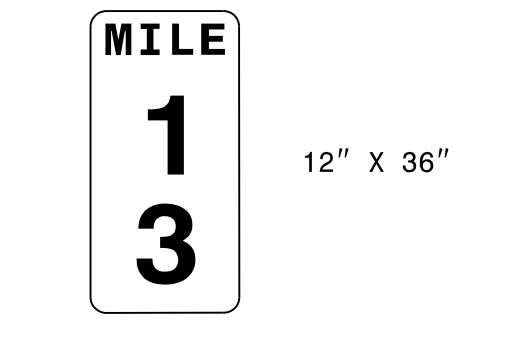
TWO WOOD POSTS PER ASSEMBLY

QUANTITY REQ'D 2



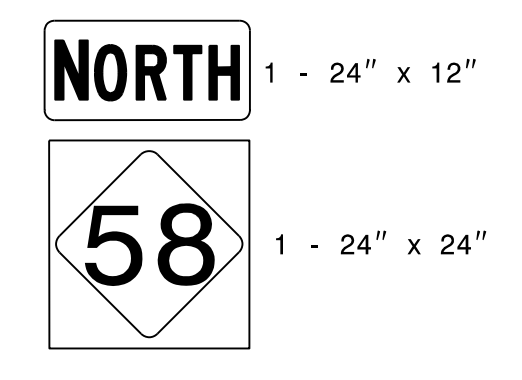
ONE "U" POST PER SIGN

QUANTITY REQ'D 2



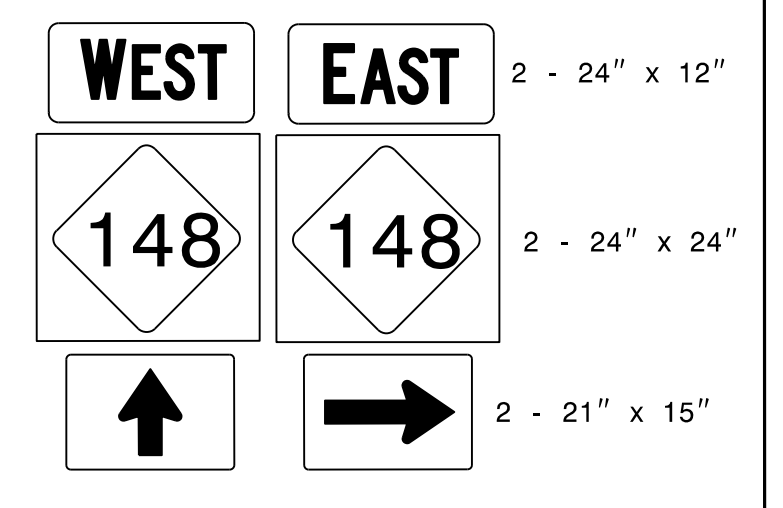
ONE "U" POST PER SIGN

503 QUANTITY REQ'D 1



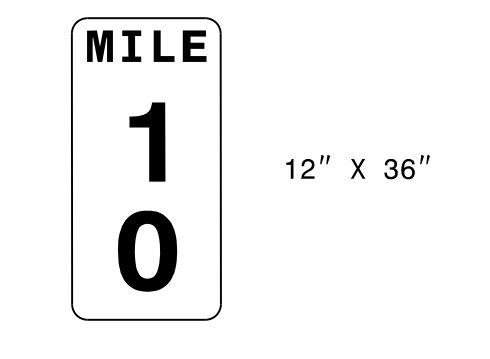
ONE WOOD POST PER ASSEMBLY

508 QUANTITY REQ'D 1



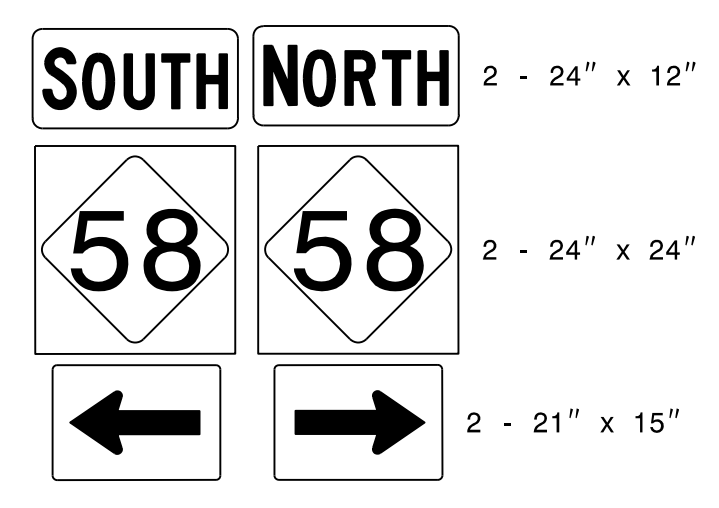
TWO WOOD POSTS PER ASSEMBLY

QUANTITY REQ'D 2



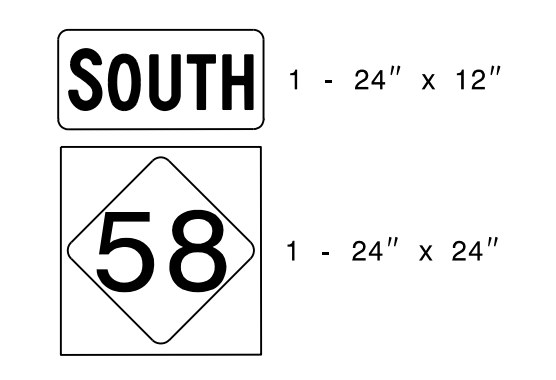
ONE "U" POST PER SIGN

504 QUANTITY REQ'D 2



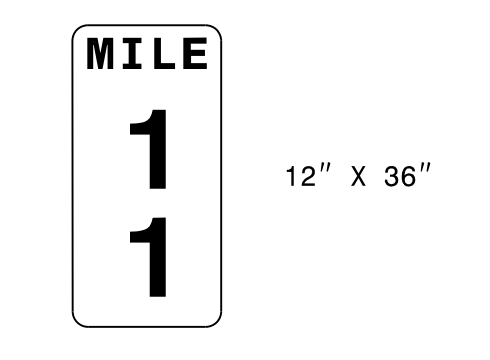
TWO WOOD POSTS PER ASSEMBLY

509 QUANTITY REQ'D 1



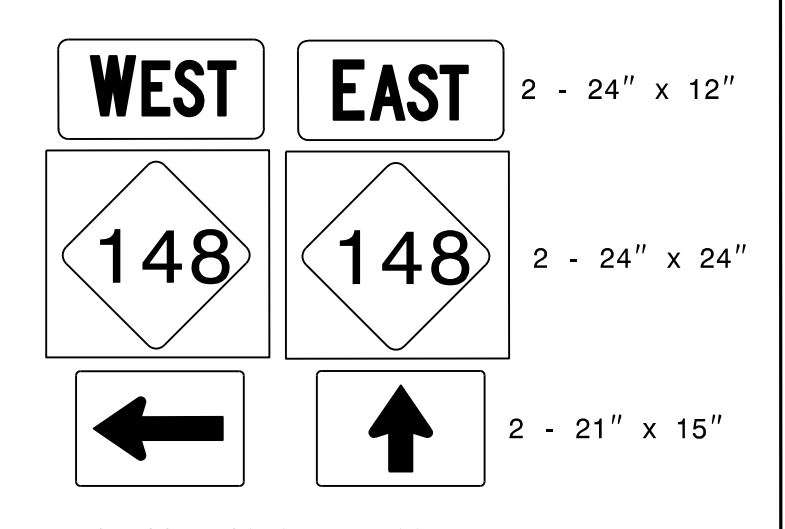
ONE WOOD POST PER ASSEMBLY

QUANTITY REQ'D 2



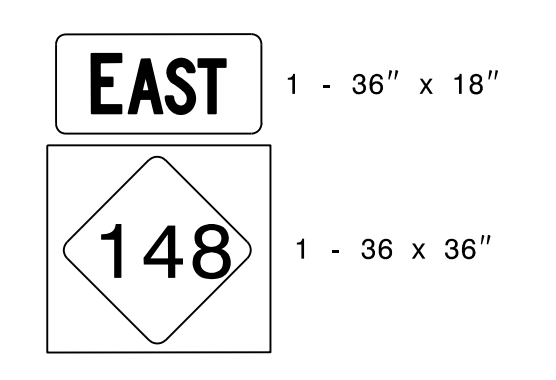
ONE "U" POST PER SIGN

505 QUANTITY REQ'D 1



TWO WOOD POSTS PER ASSEMBLY

510 QUANTITY REQ'D 1




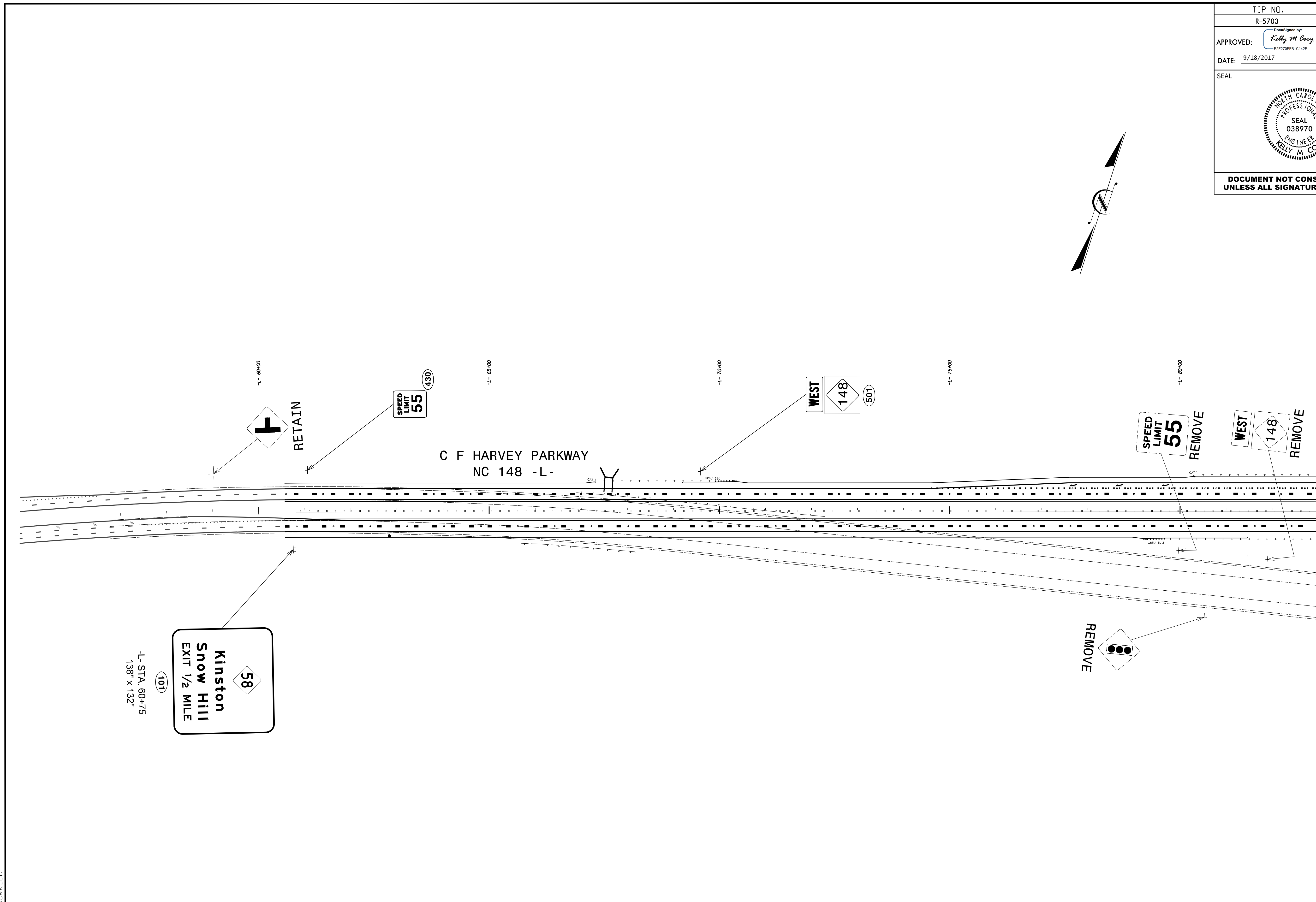
TWO WOOD POSTS PER ASSEMBLY

Michael Baker
INTERNATIONAL
Michael Baker Engineering
8000 Regency Parkway, Suite 600
Cary, North Carolina 27518
NC License No. : F-1084

**TYPE "F" AND
MILE MARKER SIGNS**

8/18/2017
X:\Projects\NCDOT\R-5703\Traffic\Signing\CADD\Signing_Layout\Plans\R-5703_SIGN_psh_04.dgn
User:KMcCory

TIP NO. R-5703	SHEET NO. SIGN-5
APPROVED: <i>Kelly M. Cory</i> E2P270FFB1C142E...	
DATE: 9/18/2017	
SEAL	
	
DOCUMENT NOT CONSIDERED FINAL UNLESS ALL SIGNATURES COMPLETED	



MATCH LINE -L- STA. 83 + 00 SEE SHEET SIGN-6SIGN-6A


18-AUG-2017 09:41
X:\Projects\5703\Traffic\Signing\CADD\Signing_Layout\Plans\5703_SIGN_psh_05.dgn
KVCordy AT NORC\KCDRY

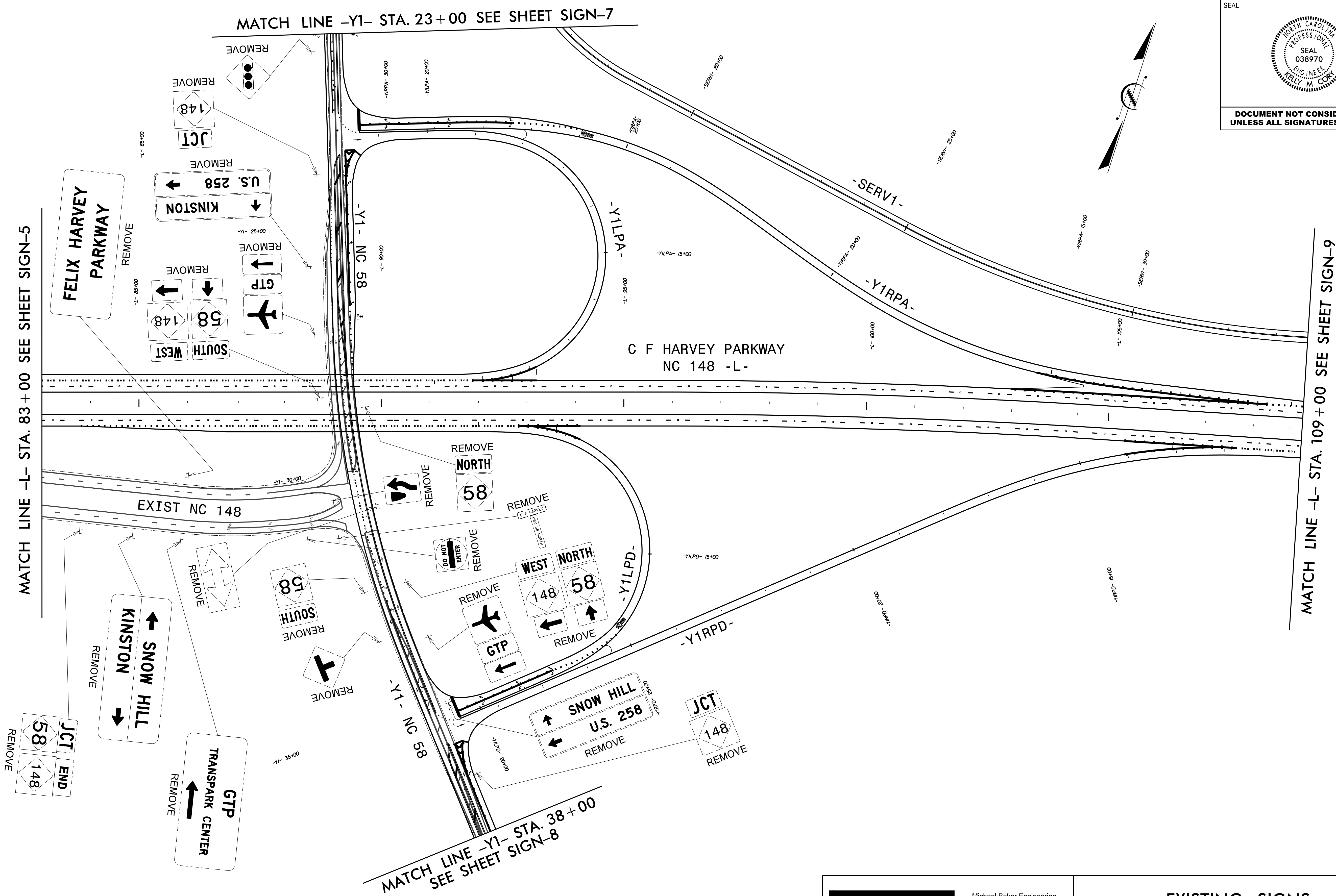
-L- STA. 60+75
138" x 132"
(101)
**Kinston
Snow Hill
EXIT 1/2 MILE**

Michael Baker
INTERNATIONAL

Michael Baker Engineering
8000 Regency Parkway, Suite 600
Cary, North Carolina 27518
NC License No.: F-1084

EXISTING AND PROPOSED SIGNS
STA. 60 + 00 TO 83 + 00

TIP NO. R-5703	SHEET NO. SIGN-6
APPROVED: <i>Kelly M. Cory</i> EPF270FB1C142E	
DATE: 9/18/2017	
SEAL	
	
DOCUMENT NOT CONSIDERED FINAL UNLESS ALL SIGNATURES COMPLETED	




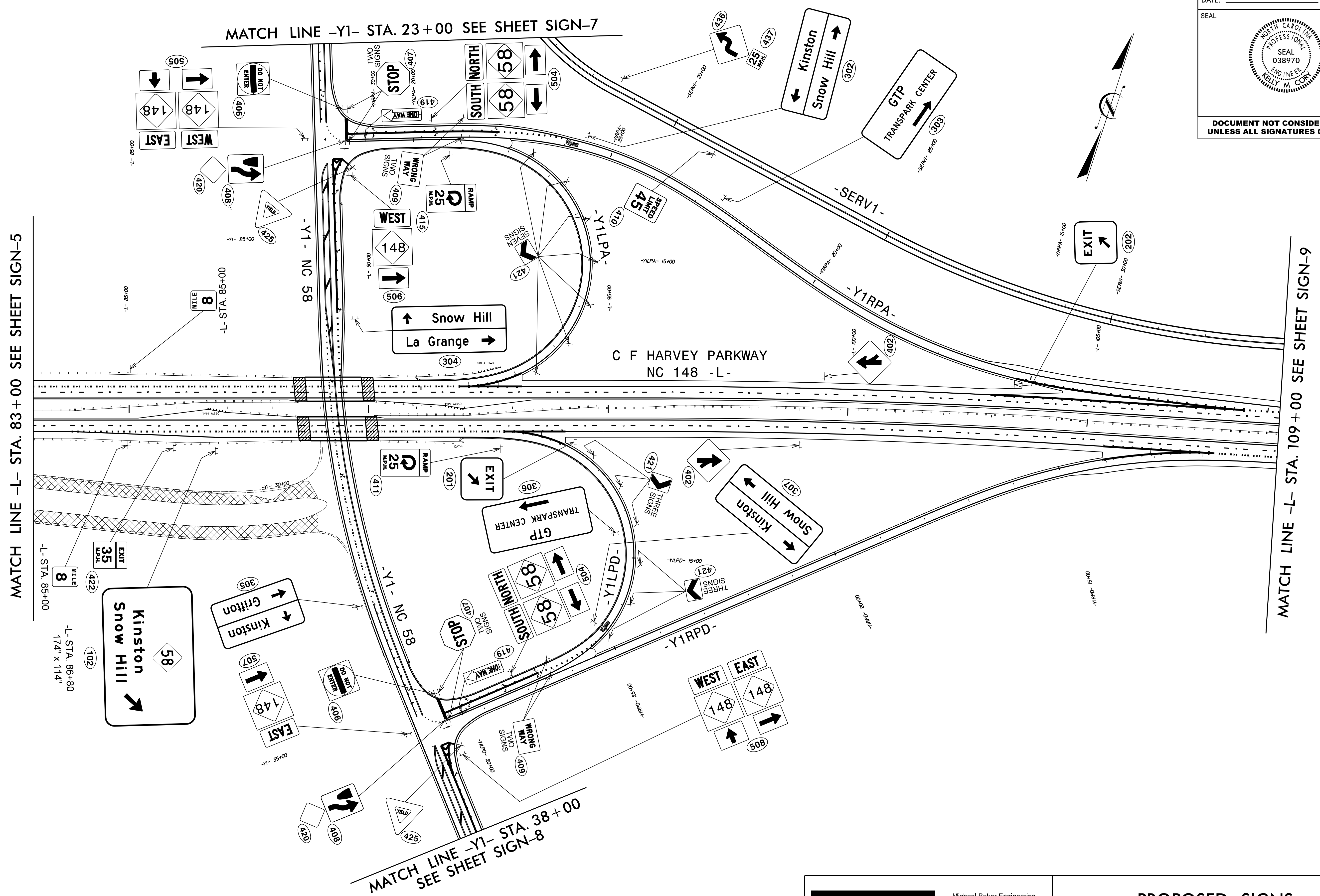
18-AUG-2017 10:01
 X:\Projects\5703\Signing\CADD\Signing_Layout_Plans\5703_SIGN_psh_06.dgn
 KVCord AT NORC\KVCORY

Michael Baker
INTERNATIONAL

Michael Baker Engineering
8000 Regency Parkway, Suite 600
Cary, North Carolina 27518
NC License No. : F-1084

EXISTING SIGNS
STA. 83+00 TO 109+00

TIP NO. R-5703	SHEET NO. SIGN-6A
APPROVED: <i>Kelly M. Coory</i> ECP270FB1C142E	
DATE: 9/18/2017	
SEAL 	
DOCUMENT NOT CONSIDERED FINAL UNLESS ALL SIGNATURES COMPLETED	




MATCH LINE -L- STA. 83+00 SEE SHEET SIGN-5

MATCH LINE -L- STA. 109+00 SEE SHEET SIGN-9

MATCH LINE -Y1- STA. 38+00
SEE SHEET SIGN-8

MATCH LINE -Y1- STA. 23+00 SEE SHEET SIGN-7




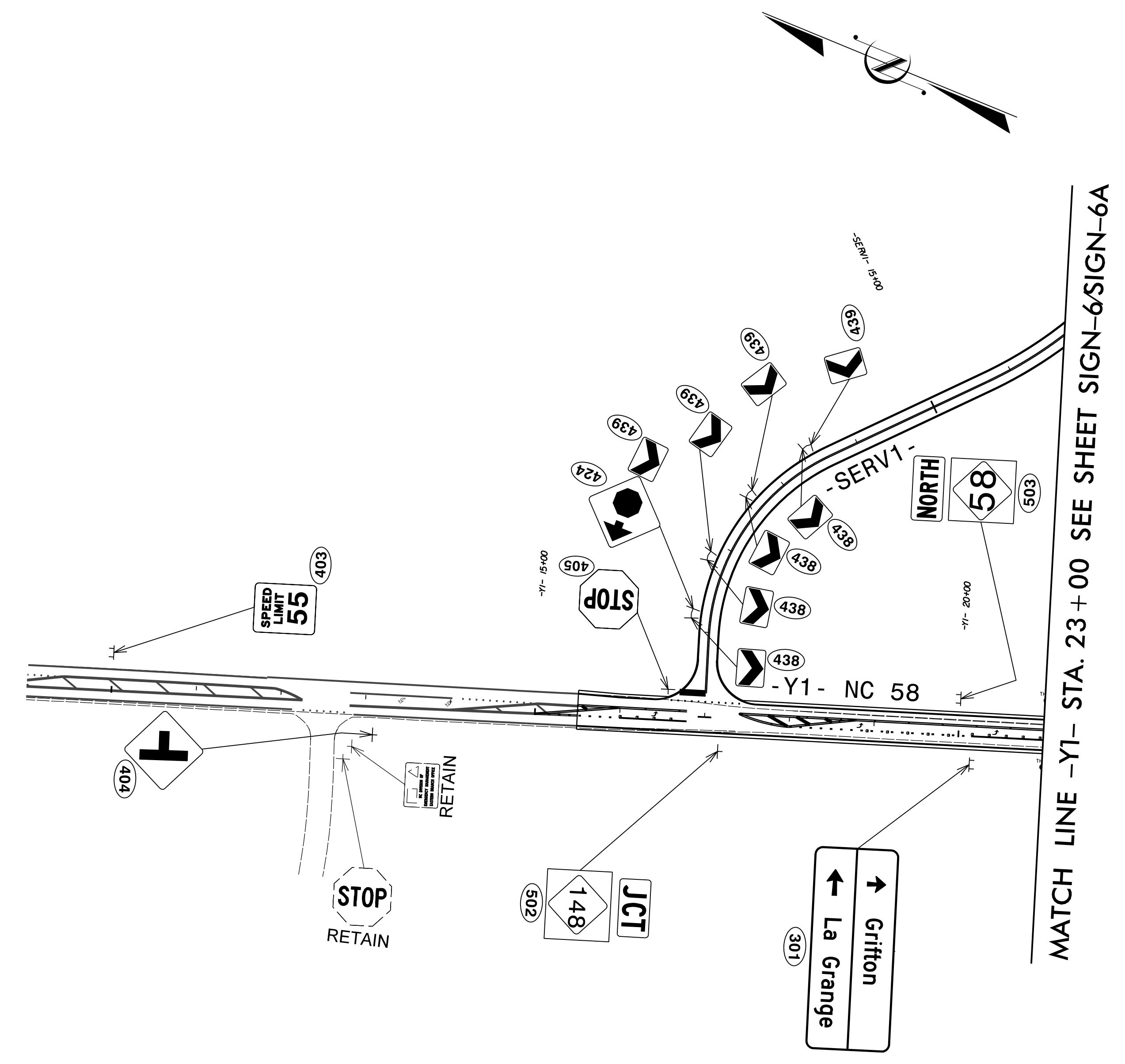
18-AUG-2017 09:41
X:\Projects\NC01\IR-5703\Traffic\Signing\CADD\Signing_Layout\Plans\IR-5703_SIGN-ps1_06a.dgn
KVCord AT NORC\KVCORRY

Michael Baker
INTERNATIONAL

Michael Baker Engineering
8000 Regency Parkway, Suite 600
Cary, North Carolina 27518
NC License No. : F-1084

PROPOSED SIGNS
STA. 83+00 TO 109+00

TIP NO. R-5703	SHEET NO. SIGN-7
APPROVED: <i>Kelly M. Cory</i> E2F270FFB1C142E	
DATE: 9/18/2017	
SEAL	
	
DOCUMENT NOT CONSIDERED FINAL UNLESS ALL SIGNATURES COMPLETED	




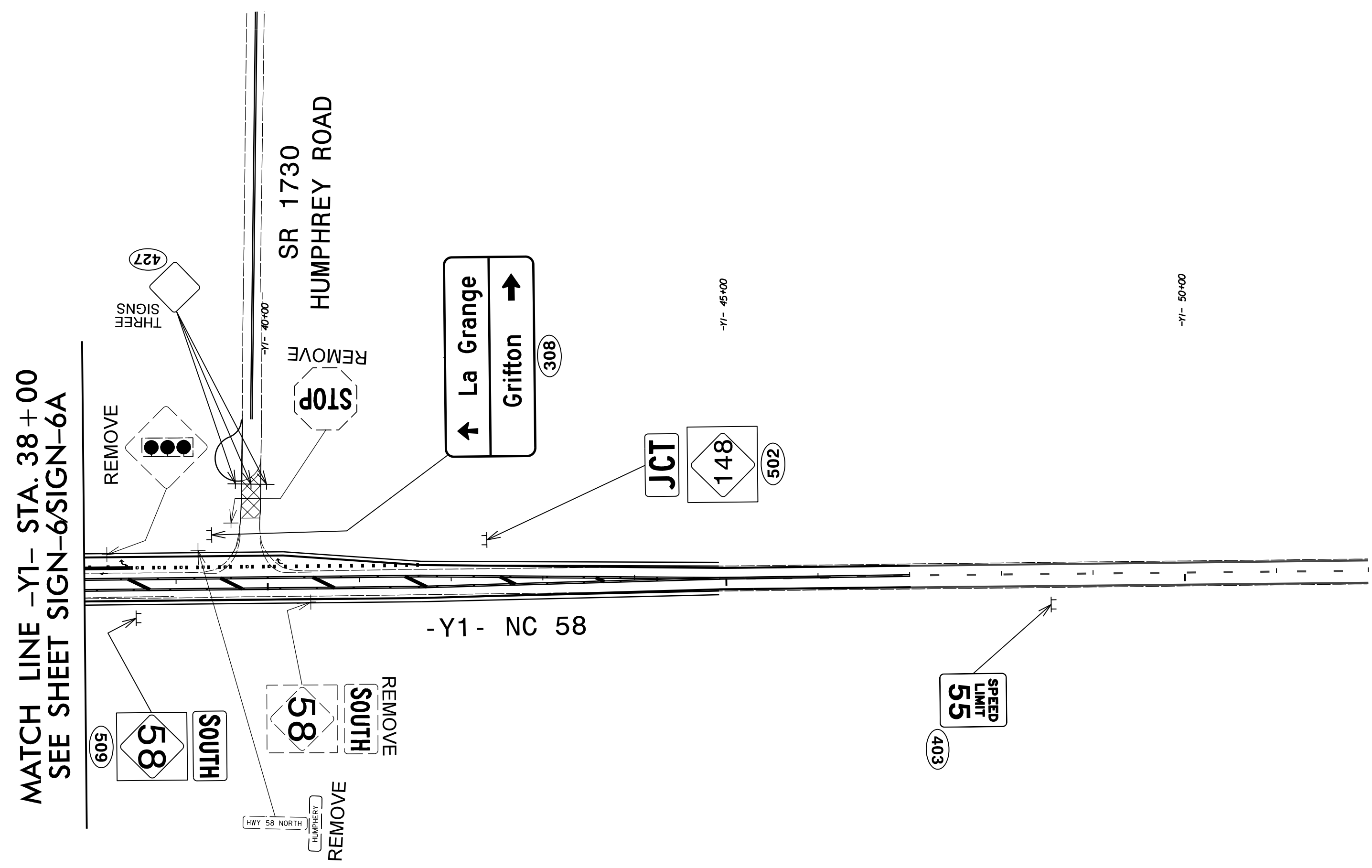
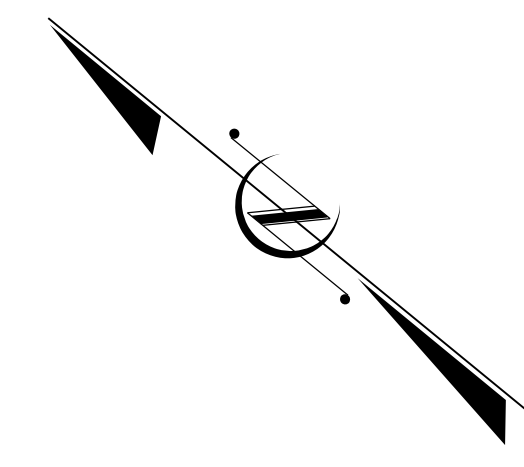
18-AUG-2017 09:41
 X:\Projects\5703\Traffic\Signing\CADD\Signing_Layout\Plans\5703_SIGN_psh_07.dgn
 KVCord AT NORC\KCORDY

Michael Baker
INTERNATIONAL

Michael Baker Engineering
8000 Regency Parkway, Suite 600
Cary, North Carolina 27518
NC License No.: F-1084

EXISTING AND PROPOSED SIGNS
-Y1- STA. 09+00 TO 23+00

TIP NO. R-5703	SHEET NO. SIGN-8
APPROVED: <i>Kelly M. Cory</i> <small>DocuSigned by: Kelly M. Cory E2F270FFB1G142E</small>	
DATE: 9/18/2017	
SEAL 	
DOCUMENT NOT CONSIDERED FINAL UNLESS ALL SIGNATURES COMPLETED	




MATCH LINE -Y1- STA. 38 + 00
SEE SHEET SIGN-6 SIGN-6A

18-AUG-2017 09:41
 X:\Projects\NC\DOT\18-5703\Traffic\Signing\CADD\Signing_Layout\Plans\18-5703_SIGN_psh_08.dgn
 KVCord AT NORC\KCDRY

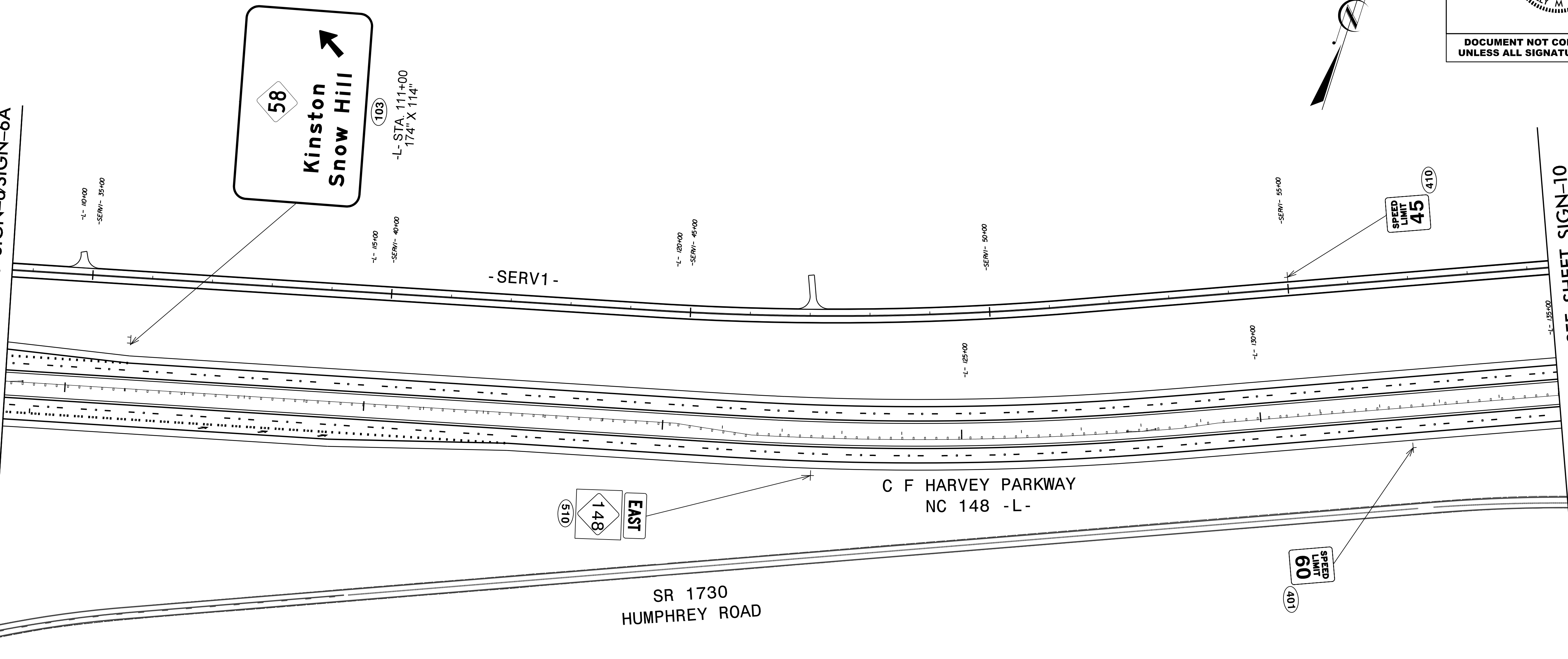
Michael Baker
INTERNATIONAL

Michael Baker Engineering
8000 Regency Parkway, Suite 600
Cary, North Carolina 27518
NC License No. : F-1084

EXISTING AND PROPOSED SIGNS
-Y1- STA. 38 + 00 TO 52 + 00

TIP NO. R-5703	SHEET NO. SIGN-9
APPROVED: <i>Kelly M Cory</i> <small>DocuSigned by: Kelly M Cory E2F270FFB1G142E</small>	
DATE: 9/18/2017	
SEAL 	
DOCUMENT NOT CONSIDERED FINAL UNLESS ALL SIGNATURES COMPLETED	

MATCH LINE -L- STA. 109 + 00 SEE SHEET SIGN-6/SIGN-6A




MATCH LINE -L- STA. 135 + 00 SEE SHEET SIGN-10

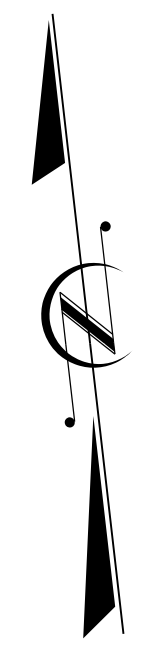
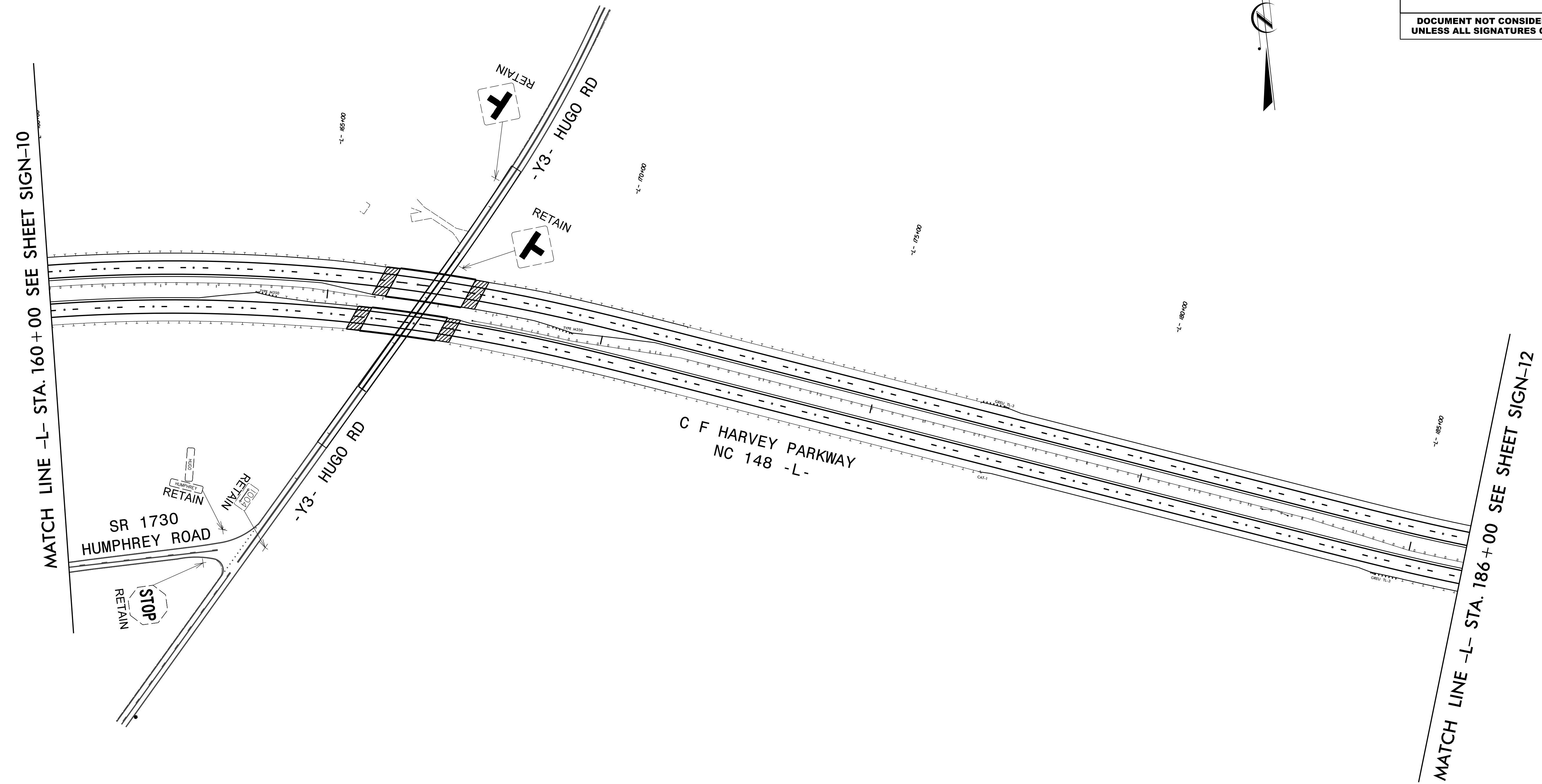
I8-AUG-2017 09:41
X:\Projects\5703\Drawings\Signing\CADD\Signing_Layout\Plans\5703_SIGN_psh_09.dgn
KVCord AT NORC\KCORDY

Michael Baker
INTERNATIONAL

Michael Baker Engineering
8000 Regency Parkway, Suite 600
Cary, North Carolina 27518
NC License No. : F-1084

PROPOSED SIGNS
STA. 109 + 00 TO 135 + 00


TIP NO. R-5703	SHEET NO. SIGN-11
DocuSigned by: <i>Kelly M Cory</i> <small>E0F270FFB1C142E...</small>	
APPROVED:	
DATE: 9/18/2017	
SEAL	
	
DOCUMENT NOT CONSIDERED FINAL UNLESS ALL SIGNATURES COMPLETED	



18-AUG-2017 09:41
 X:\Projects\5703\Drawings\Signing\CADD\Signing Layout\Plans\5703_SIGN_psh.dgn
 KVCord AT NORC\KCORDY

Michael Baker
INTERNATIONAL
 Michael Baker Engineering
 8000 Regency Parkway, Suite 600
 Cary, North Carolina 27518
 NC License No. : F-1084

EXISTING SIGNS
STA. 160 + 00 TO 186 + 00

TIP NO. R-5703	SHEET NO. SIGN-12
APPROVED: <i>Kelly M Cory</i> <small>DocuSigned by: Kelly M Cory E2F270FFB1C142E...</small>	
DATE: 9/18/2017	
SEAL 	
DOCUMENT NOT CONSIDERED FINAL UNLESS ALL SIGNATURES COMPLETED	

MATCH LINE -L- STA. 186 + 00 SEE SHEET SIGN-11

-L- STA. 190+60
 MILE
 0 1 0

MILE
 1 0

-L- STA. 190+60

C F HARVEY PARKWAY
 NC 148 -L-

-Y4- WALLACE FAMILY RD

-Y4- WALLACE FAMILY RD




MATCH LINE -L- STA. 211 + 00 SEE SHEET SIGN-13

18-AUG-2017 09:41
 X:\Projects\NC001\18-5703\Traffic\Signing\CADD\Signing_Layout\Plans\18-5703_SIGN_psh_12.dgn
 KVCord AT NORC\KCDRY

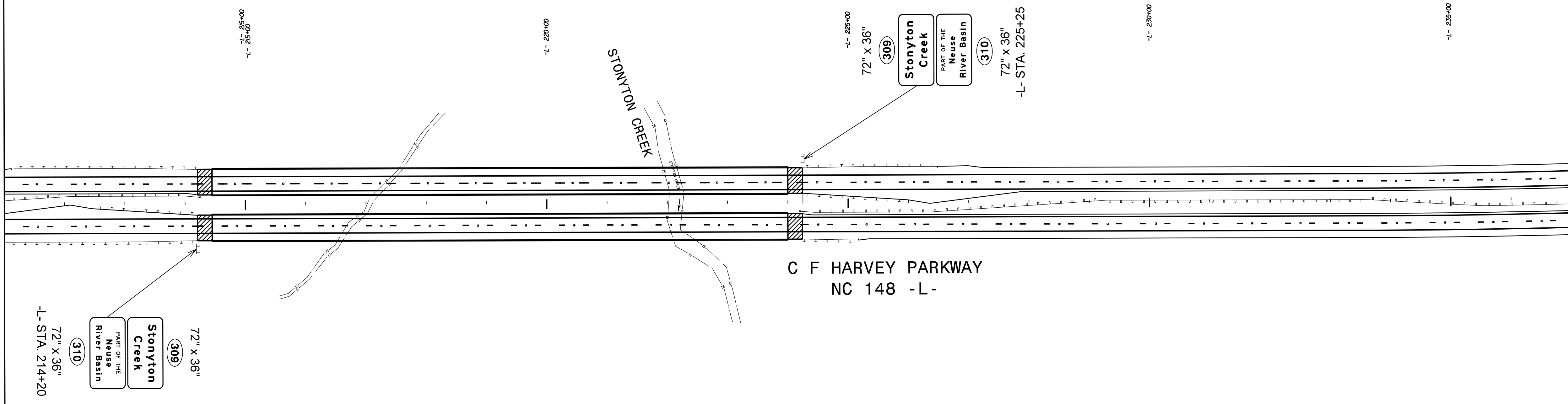
Michael Baker
 INTERNATIONAL
 Michael Baker Engineering
 8000 Regency Parkway, Suite 600
 Cary, North Carolina 27518
 NC License No. : F-1084

PROPOSED SIGNS
 STA. 186 + 00 TO 211 + 00

TIP NO. R-5703	SHEET NO. SIGN-13
APPROVED: <i>Kelly M. Cory</i> E2F270FB1C142E	
DATE: 9/18/2017	
SEAL	
	
DOCUMENT NOT CONSIDERED FINAL UNLESS ALL SIGNATURES COMPLETED	



MATCH LINE -L- STA. 211 + 00 SEE SHEET SIGN-12




MATCH LINE -L- STA. 237 + 00 SEE SHEET SIGN-14

18-AUG-2017 09:41
 X:\Projects\5703\Signing\CADD\Signing_Layout_Plans\R-5703_SIGN_psh.13.dgn
 KVCord AT NORC\KCORDY

Michael Baker
INTERNATIONAL

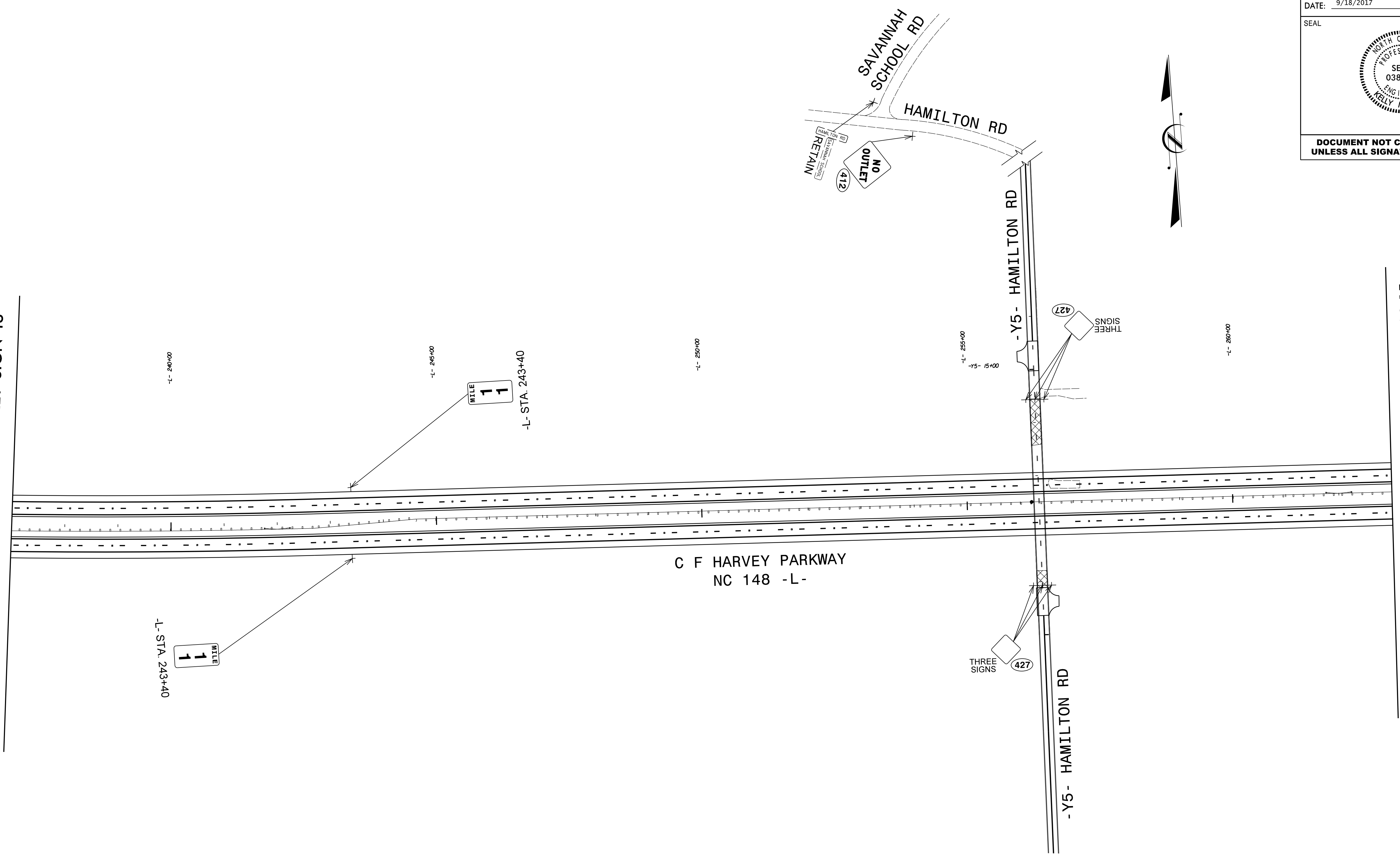
Michael Baker Engineering
8000 Regency Parkway, Suite 600
Cary, North Carolina 27518
NC License No. : F-1084

PROPOSED SIGNS
STA. 211 + 00 TO 237 + 00

TIP NO. R-5703	SHEET NO. SIGN-14
APPROVED: <i>Kelly M Cory</i> <small>DocuSigned by: Kelly M Cory E2F270FFB10142E</small>	
DATE: 9/18/2017	
SEAL	
	
DOCUMENT NOT CONSIDERED FINAL UNLESS ALL SIGNATURES COMPLETED	

MATCH LINE -L- STA. 237 + 00 SEE SHEET SIGN-13

MATCH LINE -L- STA. 263 + 00 SEE SHEET SIGN-15




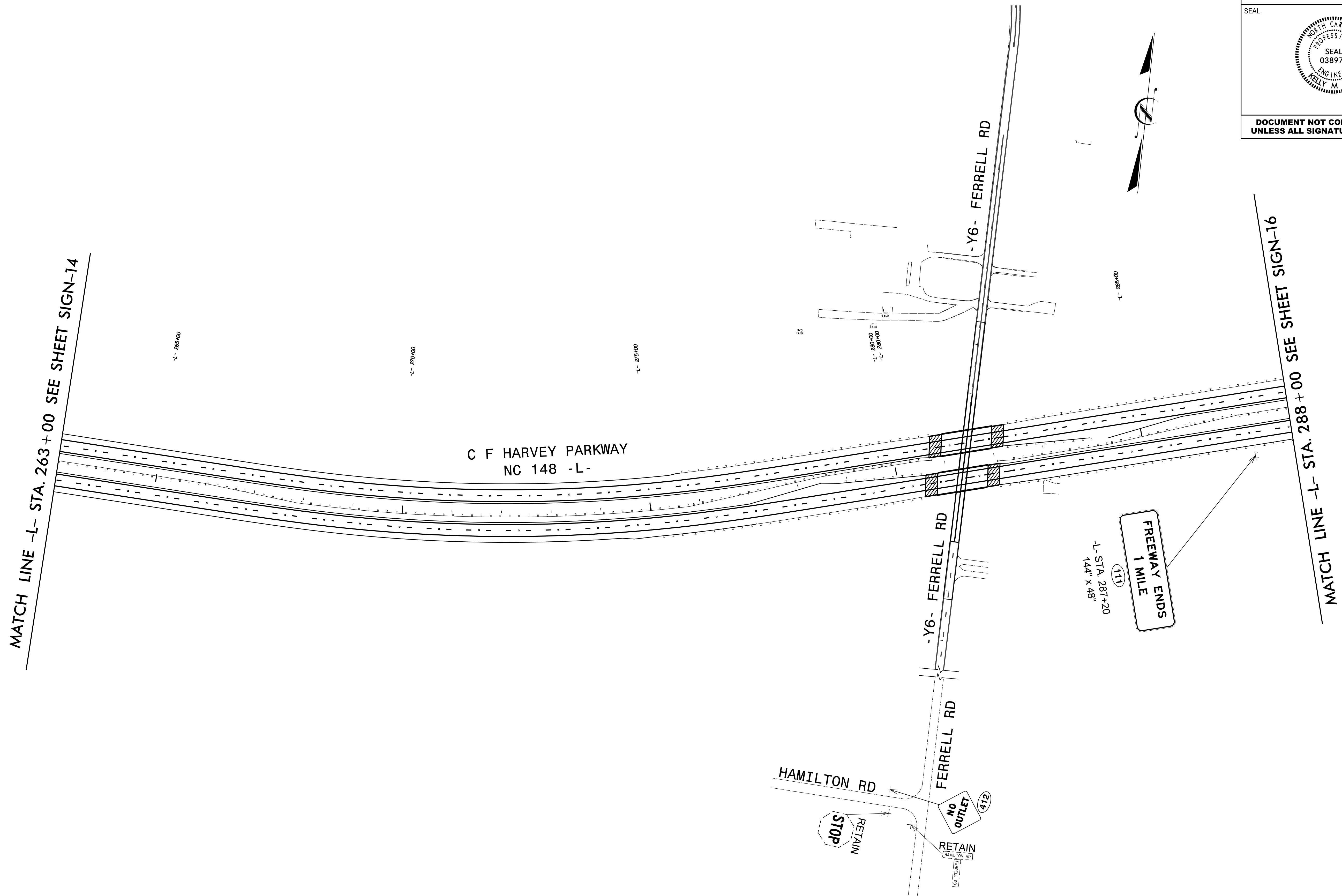
18-AUG-2017 09:41
X:\Projects\5703\Drawings\Signing\CADD\Signing_Layout_Plans\R-5703_SIGN_psh_14.dgn
KVCord AT NORC\KVCORRY

Michael Baker
INTERNATIONAL

Michael Baker Engineering
8000 Regency Parkway, Suite 600
Cary, North Carolina 27518
NC License No. : F-1084

EXISTING AND PROPOSED SIGNS
STA. 237 + 00 TO 263 + 00

TIP NO. R-5703	SHEET NO. SIGN-15
APPROVED: <i>Kelly M. Cary</i> EP270FB1C142E...	
DATE: 9/18/2017	
SEAL	
	
DOCUMENT NOT CONSIDERED FINAL UNLESS ALL SIGNATURES COMPLETED	





18-AUG-2017 09:41
X:\Projects\148\148-001\148-001-01\148-001-01.dgn
KVCord AT NORC\KVCORRY

Michael Baker
INTERNATIONAL

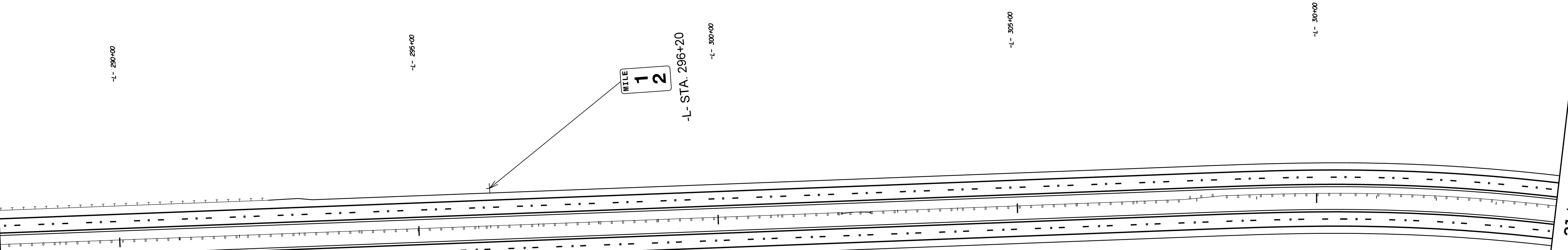
Michael Baker Engineering
8000 Regency Parkway, Suite 600
Cary, North Carolina 27518
NC License No. : F-1084

**EXISTING AND PROPOSED SIGNS
STA. 263 + 00 TO 288 + 00**

TIP NO. R-5703	SHEET NO. SIGN-16
APPROVED: <i>Kelly M Cary</i> <small>DocuSigned by: E0F270FFB1C142E...</small>	
DATE: 9/18/2017	
SEAL 	
DOCUMENT NOT CONSIDERED FINAL UNLESS ALL SIGNATURES COMPLETED	



MATCH LINE -L- STA. 288 + 00 SEE SHEET SIGN-15



MATCH LINE -L- STA. 314 + 00 SEE SHEET SIGN-17


C F HARVEY PARKWAY
NC 148 -L-

I8-AUG-2017 09:41
X:\Projects\5703\Drawings\Signing\CADD\Signing_Layout\Plans\5703_SIGN_psh_16.dgn
KVCord AT NORC\KCDRY

Michael Baker
INTERNATIONAL

Michael Baker Engineering
8000 Regency Parkway, Suite 600
Cary, North Carolina 27518
NC License No. : F-1084

PROPOSED SIGNS
STA. 288 + 00 TO 314 + 00

TIP NO. R-5703	SHEET NO. SIGN-17
APPROVED: <i>Kelly M. Cory</i> EPF270FB1C142E...	
DATE: 9/18/2017	
SEAL 	
DOCUMENT NOT CONSIDERED FINAL UNLESS ALL SIGNATURES COMPLETED	



MATCH LINE -L- STA. 314 + 00 SEE SHEET SIGN-16

-L- 315+00

C F Harvey
Parkway
(105)
-L- STA. 317+60
156" x 72"

-L- 320+00

(401)
SPEED
LIMIT
60
-L- 325+00

-L- 330+00

C F HARVEY PARKWAY
NC 148 -L-

-L- 335+00

(501)
WEST
148

MATCH LINE -L- STA. 339 + 00 SEE SHEET SIGN-18

(1A)
180" x 156"
NORTH
Greenville
3/4 MILE
EXIT ← ONLY


-L- STA. 317+60
OVERHEAD SIGN STRUCTURE 'A'

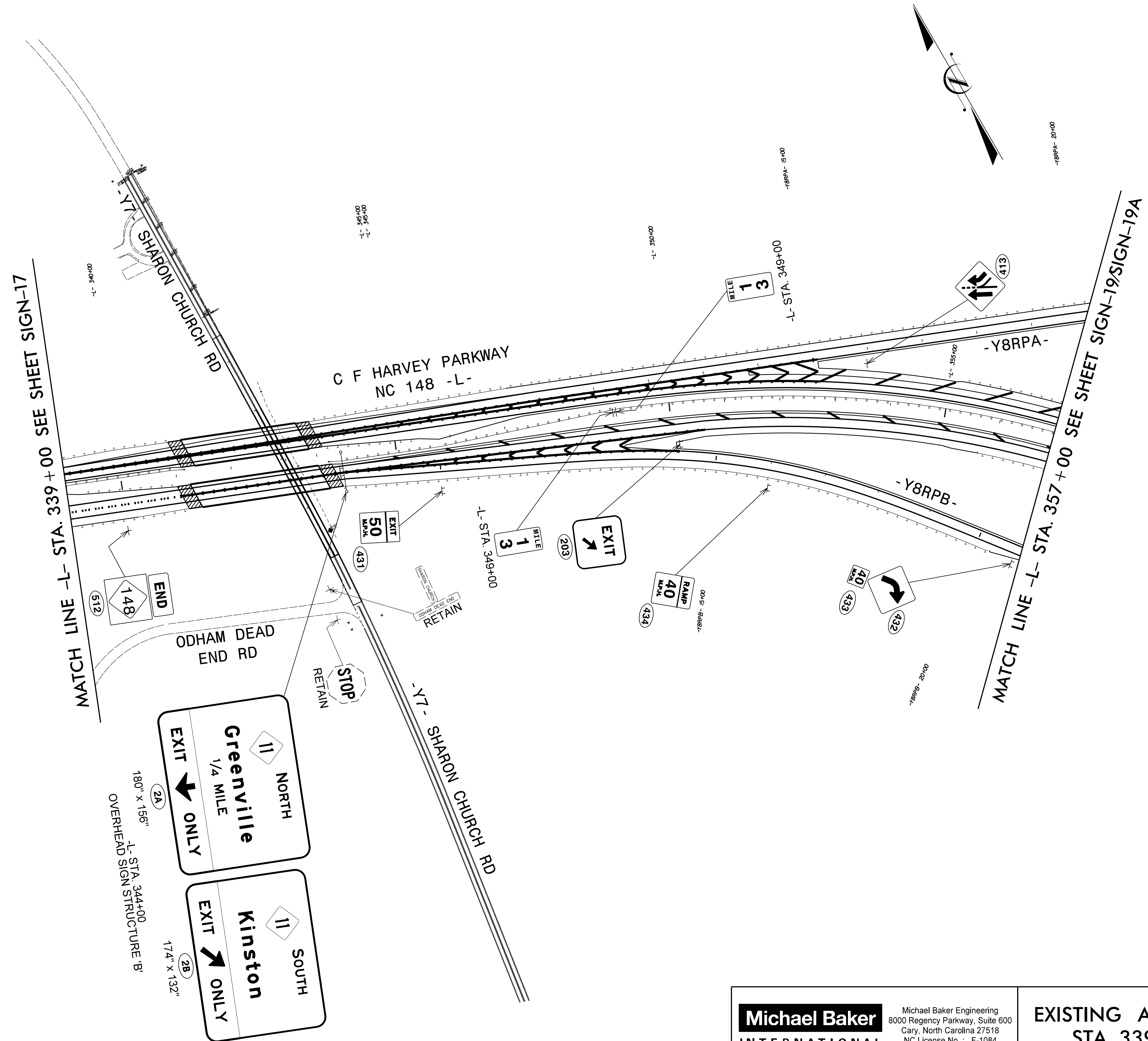
(1B)
180" x 156"
SOUTH
Kinston
1/2 MILE
EXIT ← ONLY

18-AUG-2017 09:41
X:\Projects\5703\Traffic\Signing\CADD\Signing_Layout\Plans\R-5703_SIGN_psh.17.dgn
KVCord AT NORC\KCORDY

Michael Baker
INTERNATIONAL
Michael Baker Engineering
8000 Regency Parkway, Suite 600
Cary, North Carolina 27518
NC License No. : F-1084

PROPOSED SIGNS
STA. 314 + 00 TO 339 + 00

TIP NO. R-5703	SHEET NO. SIGN-18
APPROVED: <i>Kelly M Cory</i> <small>DocuSigned by: E9F270FFB1C142E</small>	
DATE: 9/18/2017	
SEAL 	
DOCUMENT NOT CONSIDERED FINAL UNLESS ALL SIGNATURES COMPLETED	




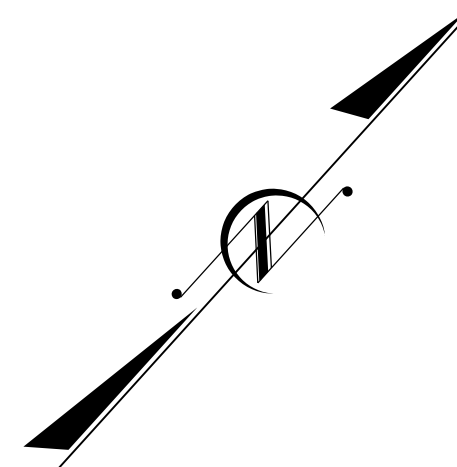
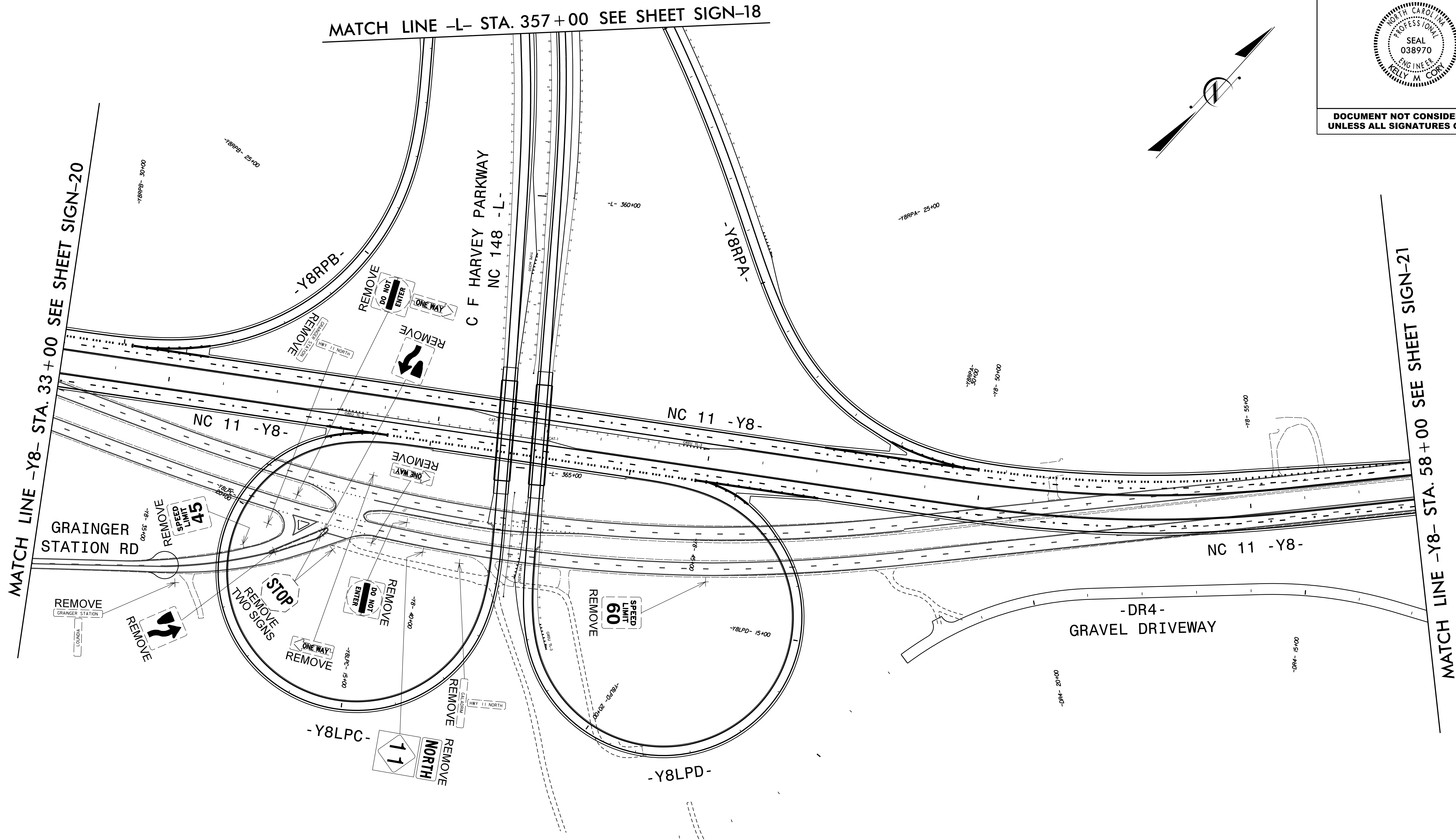
18-AUG-2017 09:41
 X:\Projects\5703\Drawings\Signing\CADD\Signing_Layout\Plans\R-5703_SIGN_psh_18.dgn
 KVCordy AT NORC\KVCORRY

Michael Baker
INTERNATIONAL

Michael Baker Engineering
8000 Regency Parkway, Suite 600
Cary, North Carolina 27518
NC License No.: F-1084

EXISTING AND PROPOSED SIGNS
STA. 339+00 TO 357+00

TIP NO. R-5703	SHEET NO. SIGN-19
APPROVED: <i>Kelly M. Cory</i> E2F27FFB1C142E	
DATE: 9/18/2017	
SEAL	
	
DOCUMENT NOT CONSIDERED FINAL UNLESS ALL SIGNATURES COMPLETED	




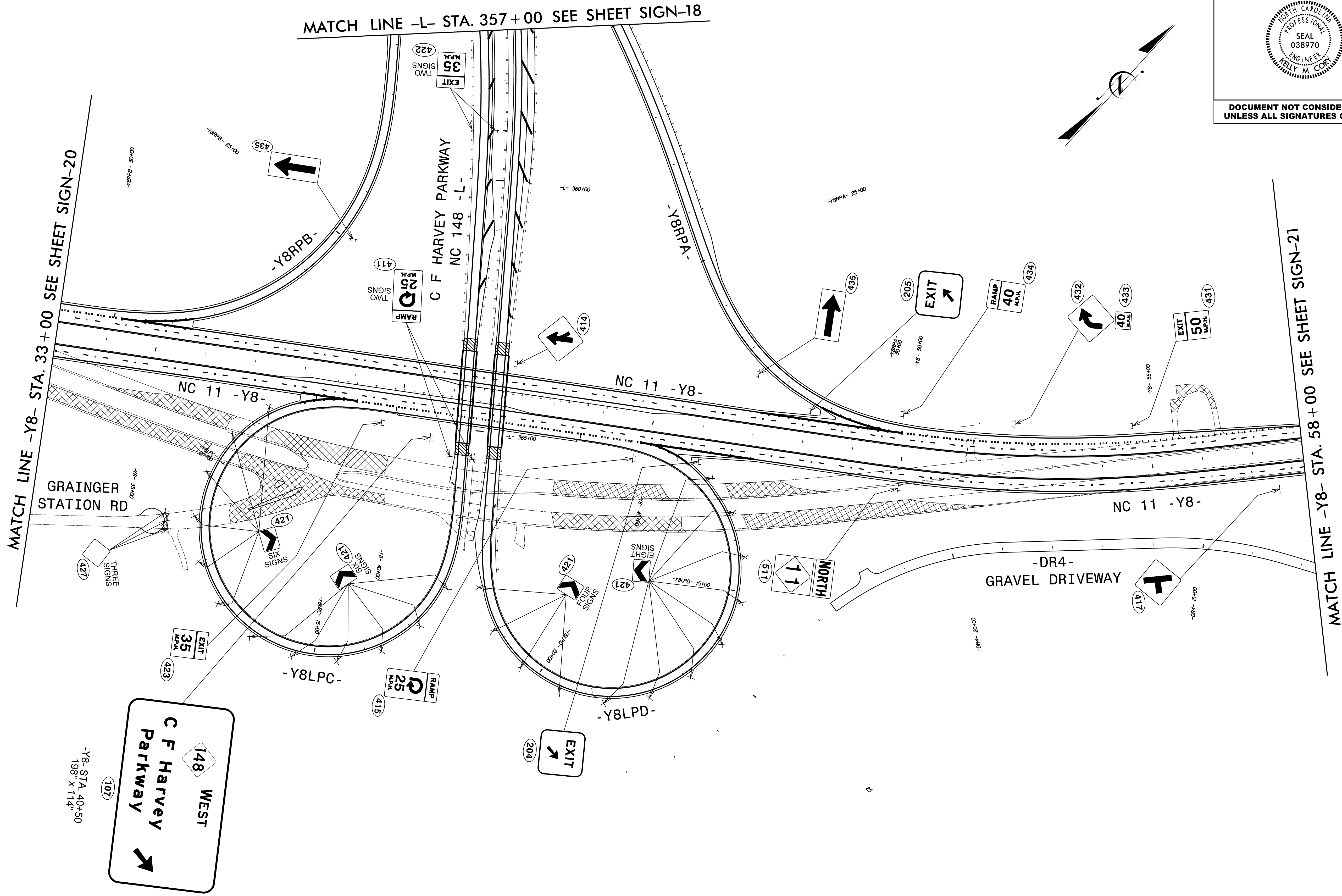
18-AUG-2017 09:41
 X:\Projects\5703\Drawings\Signing\CADD\Signing_Layout\Plans\5703_SIGN_psh_19.dgn
 KVCord AT NORC\KCORDY

Michael Baker
INTERNATIONAL

Michael Baker Engineering
8000 Regency Parkway, Suite 600
Cary, North Carolina 27518
NC License No. : F-1084

EXISTING SIGNS
-Y8- STA. 33+00 TO 58+00

TIP NO. R-5703	SHEET NO. SIGN-19A
APPROVED: <i>Kelly M Cory</i> E2F270FFB1C142E	
DATE: 9/18/2017	
SEAL	
	
DOCUMENT NOT CONSIDERED FINAL UNLESS ALL SIGNATURES COMPLETED	

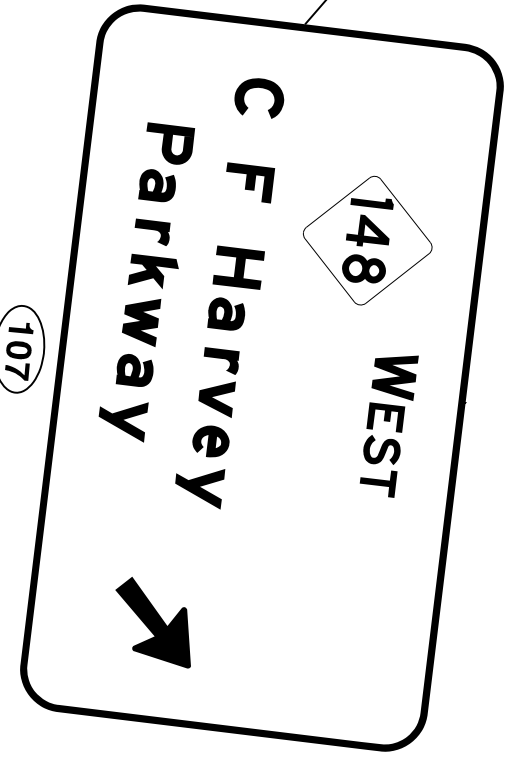


MATCH LINE -Y8- STA. 33+00 SEE SHEET SIGN-20

MATCH LINE -L- STA. 357+00 SEE SHEET SIGN-18


MATCH LINE -Y8- STA. 58+00 SEE SHEET SIGN-21

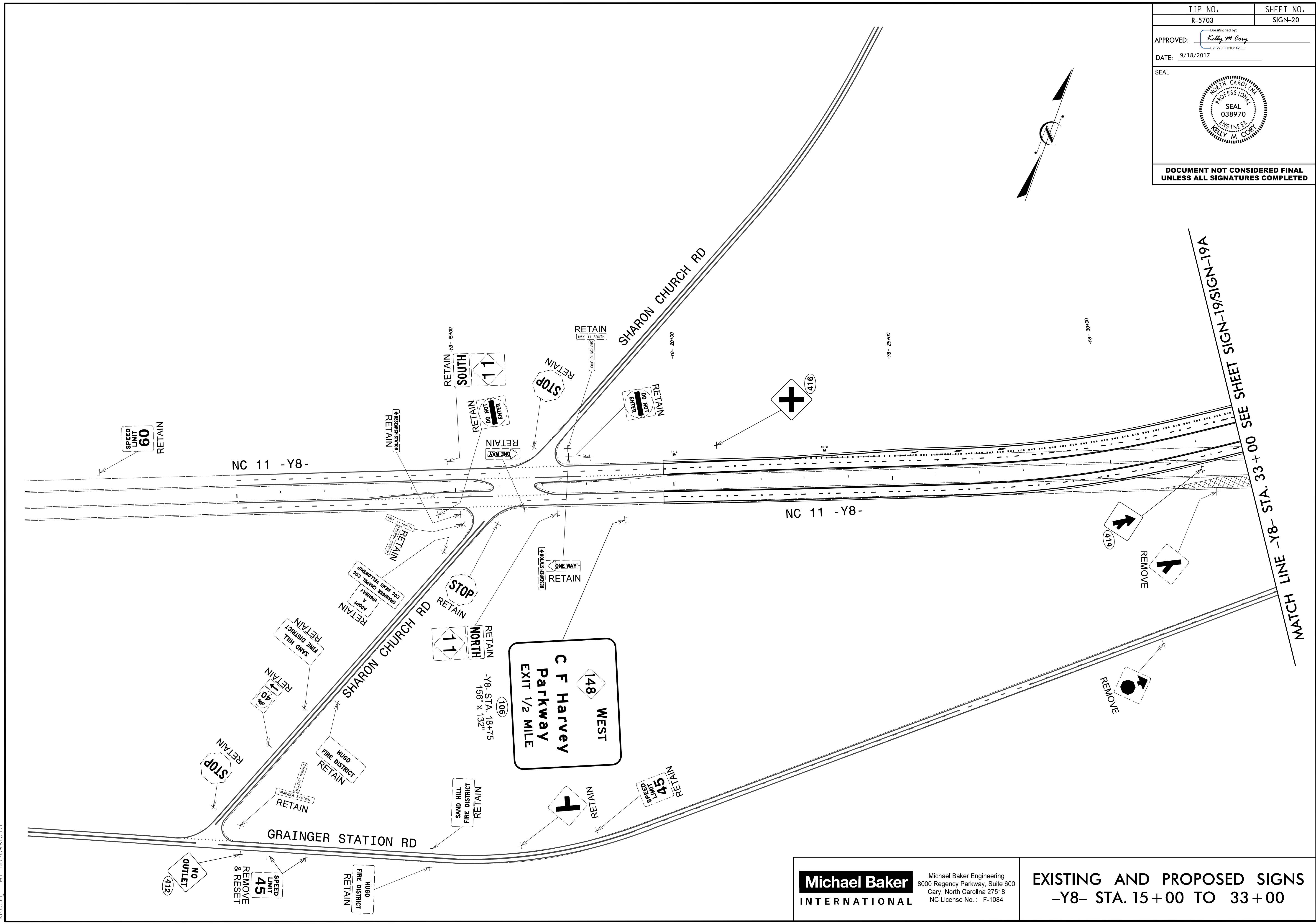

18-AUG-2017 10:11
 X:\Projects\NC001\NC001_R-5703\Traffic\Signing\CADD\Signing_Layout\Plans\R-5703_SIGN_psh_19.dgn
 KVCord AT NORC\KVCORY


 WEST
 C F Harvey Parkway
 148

Michael Baker
 INTERNATIONAL
 Michael Baker Engineering
 8000 Regency Parkway, Suite 600
 Cary, North Carolina 27518
 NC License No. : F-1084

PROPOSED SIGNS
 -Y8- STA. 33+00 TO 58+00

TIP NO. R-5703	SHEET NO. SIGN-20
Approved by: <i>Kelly M. Cory</i> <small>ES220FFB1C142E</small>	
DATE: 9/18/2017	
SEAL 	
DOCUMENT NOT CONSIDERED FINAL UNLESS ALL SIGNATURES COMPLETED	




SEE SHEET SIGN-19/SIGN-19A
MATCH LINE -Y8- STA. 33 + 00

18-AUG-2017 10:18
 X:\Projects\NC001\Y8-5703\Traffic\Signing\CADD\Signing_Layout\Plans\Y8-5703_SIGN_psh_20.dgn
 KVCord AT NORC\KVCOR

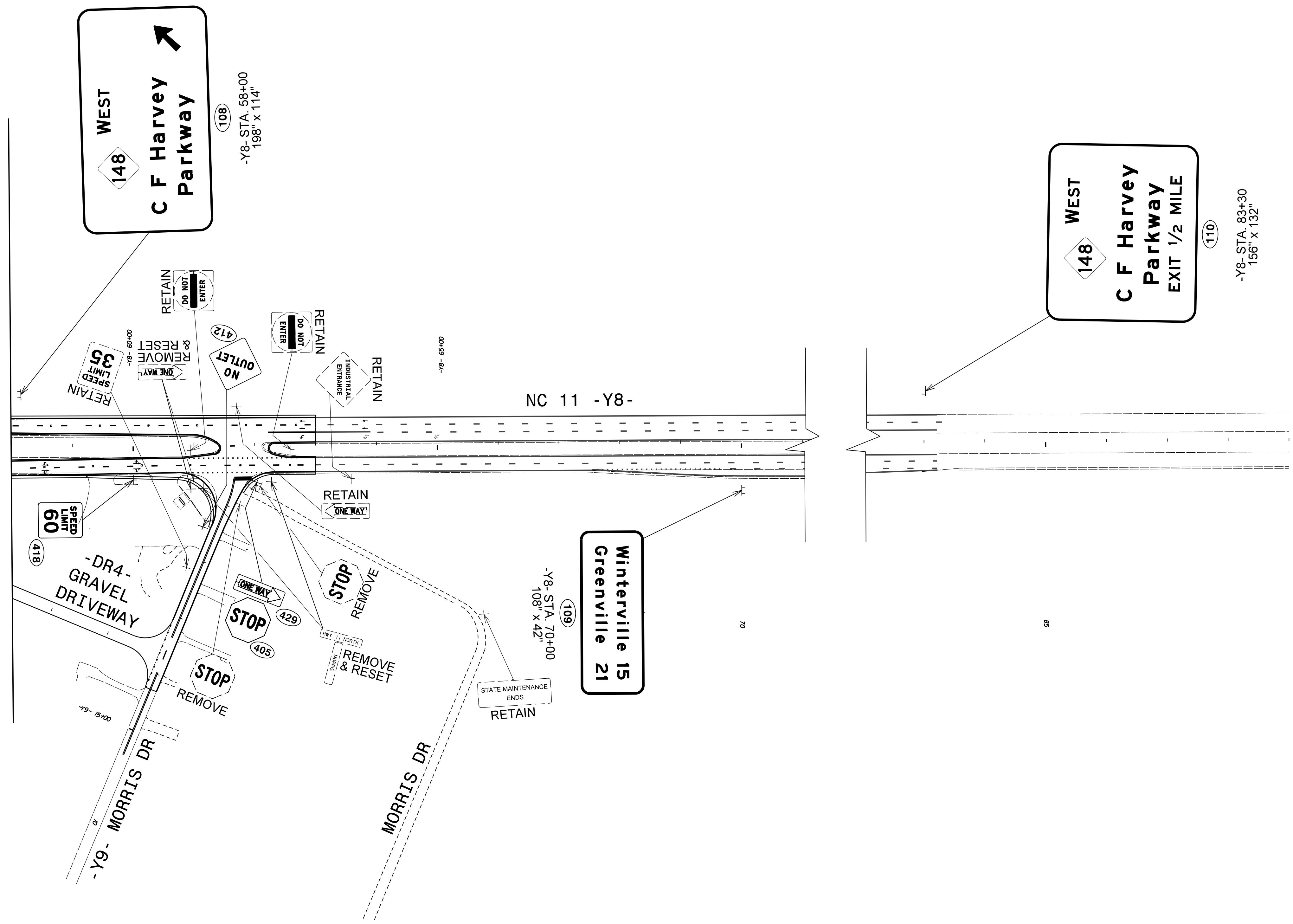
Michael Baker
INTERNATIONAL

Michael Baker Engineering
8000 Regency Parkway, Suite 600
Cary, North Carolina 27518
NC License No.: F-1084

EXISTING AND PROPOSED SIGNS
-Y8- STA. 15 + 00 TO 33 + 00

TIP NO. R-5703	SHEET NO. SIGN-21
APPROVED: <i>Kelly M. Cary</i> E2270FFB1C142E	
DATE: 9/18/2017	
SEAL	
	
DOCUMENT NOT CONSIDERED FINAL UNLESS ALL SIGNATURES COMPLETED	

MATCH LINE -Y8- STA. 58 + 00 SEE SHEET SIGN-19/SIGN-19A



18-AUG-2017 10:42
X:\Projects\5703\Drawings\Signing\CADD\Signing_Layout_Plans\Y8-5703_SIGN_psh_21.dgn
KVCord AT NORC\KCORDY

Michael Baker
INTERNATIONAL

Michael Baker Engineering
8000 Regency Parkway, Suite 600
Cary, North Carolina 27518
NC License No. : F-1084

EXISTING AND PROPOSED SIGNS
-Y8- STA. 58 + 00 TO 89 + 00