
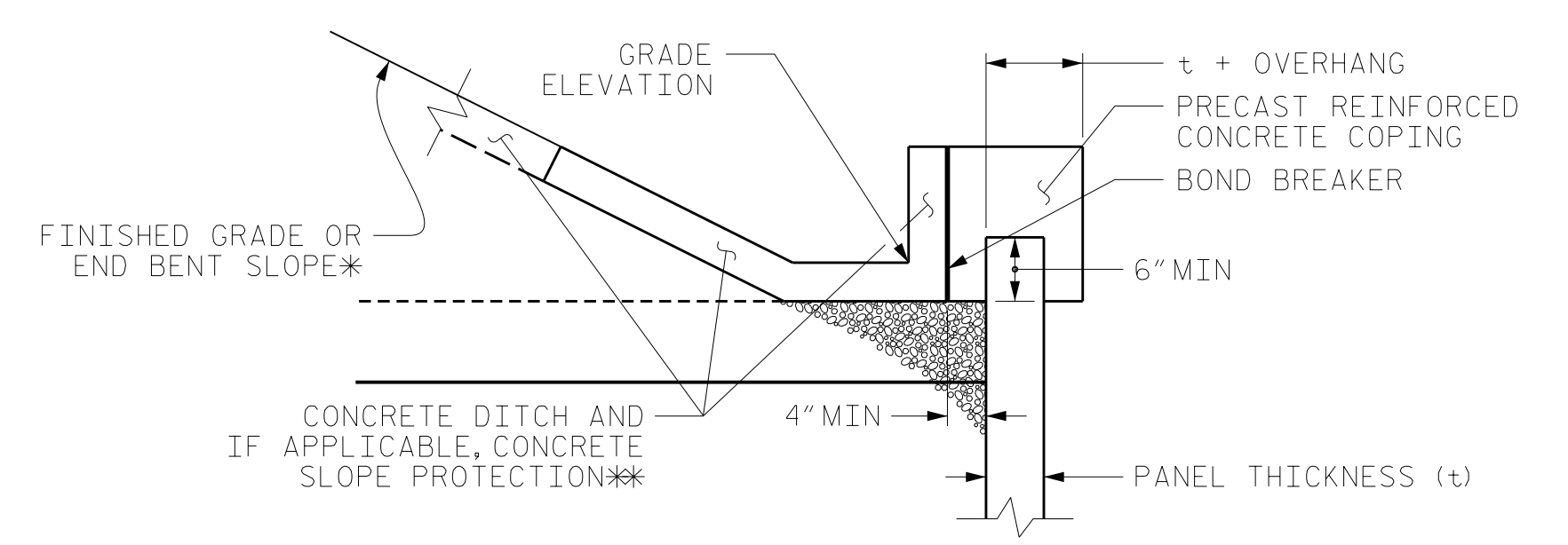
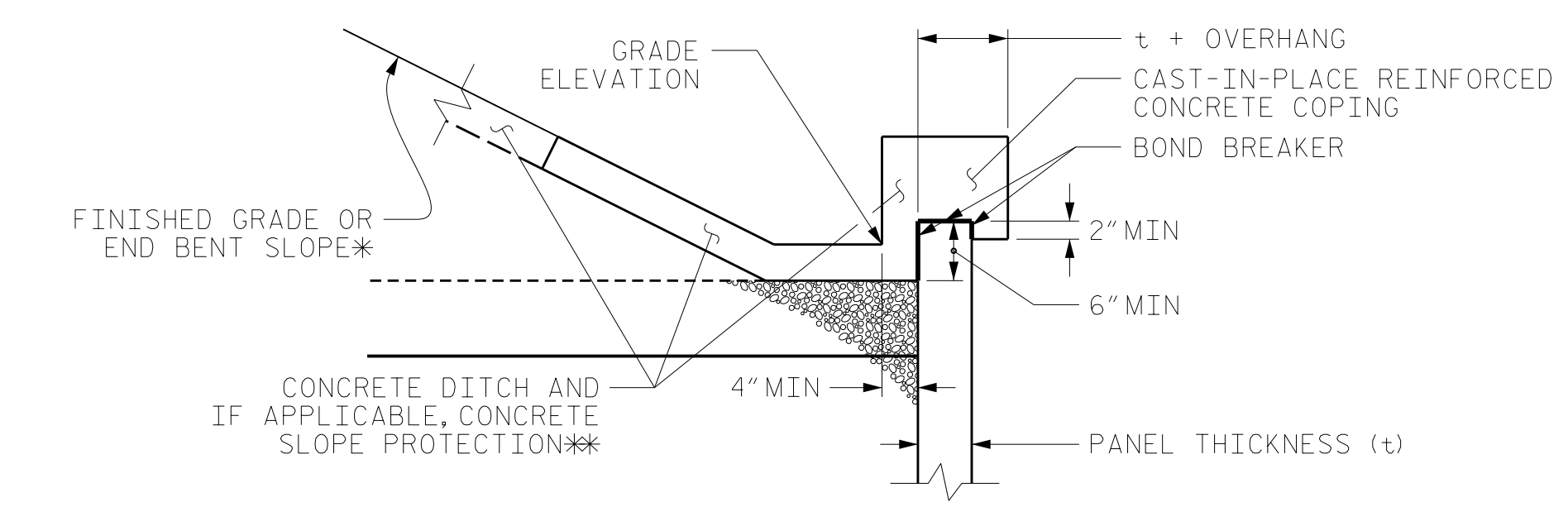
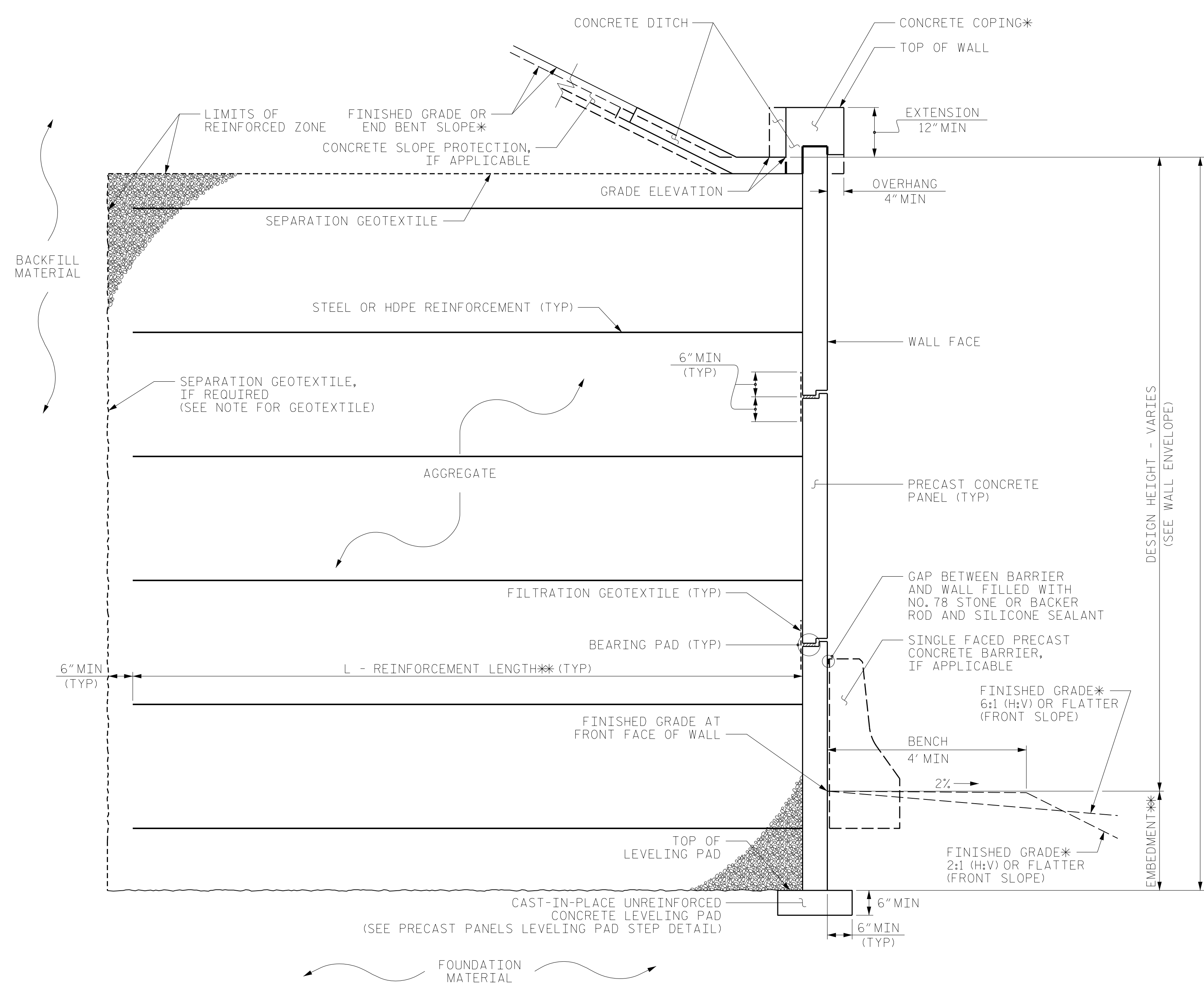


GEOTECHNICAL ENGINEER  SEAL 040231 MATHIEW J. ALEXANDER ENGINEER	ENGINEER DATE: 11/8/2017 SIGNATURE: _____ DATE: _____
DOCUMENT NOT CONSIDERED FINAL UNLESS ALL SIGNATURES COMPLETED	



COPING DETAILS

*SEE PLANS FOR FINISHED GRADE OR END BENT SLOPE DETAILS.
 **SEE CONCRETE DITCH BEHIND WALL DETAILS.

MSE WALL WITH PRECAST PANELS - TYPICAL SECTION

*SEE COPING DETAILS AND PLANS FOR FINISHED GRADE OR END BENT SLOPE DETAILS.
 **SEE MSE RETAINING WALLS PROVISION AND MSE WALL NOTES FOR EMBEDMENT AND REINFORCEMENT LENGTH REQUIREMENTS.

PROJECT NO.: 41665.7A
 CUMBERLAND COUNTY
 STATION: 21+57.23 -L-
 109+69.94 -L2-
 SHEET 3 OF 4

PREPARED BY: M. J. ALEXANDER	DATE: 10/31/17
REVIEWED BY: A. F. RIGGS	DATE: 11/1/17

Prepared in the Office of:

Terracon
 Consulting Engineers & Scientists
 2401 BRENTWOOD ROAD, SUITE 107
 RALEIGH, NORTH CAROLINA 27604
 PHONE: (919) 873-2211 FAX: (919) 873-9555
 NC REGISTERED ENGINEERING FIRM: F-0869
 NC REGISTERED GEOLOGIC FIRM: C-367

NORTH CAROLINA
 DEPARTMENT OF TRANSPORTATION
 DIVISION OF HIGHWAYS

**GEOTECHNICAL
 ENGINEERING UNIT**

REVISIONS						SHEET NO.
NO.	BY	DATE	NO.	BY	DATE	
1			3			W-3
2			4			