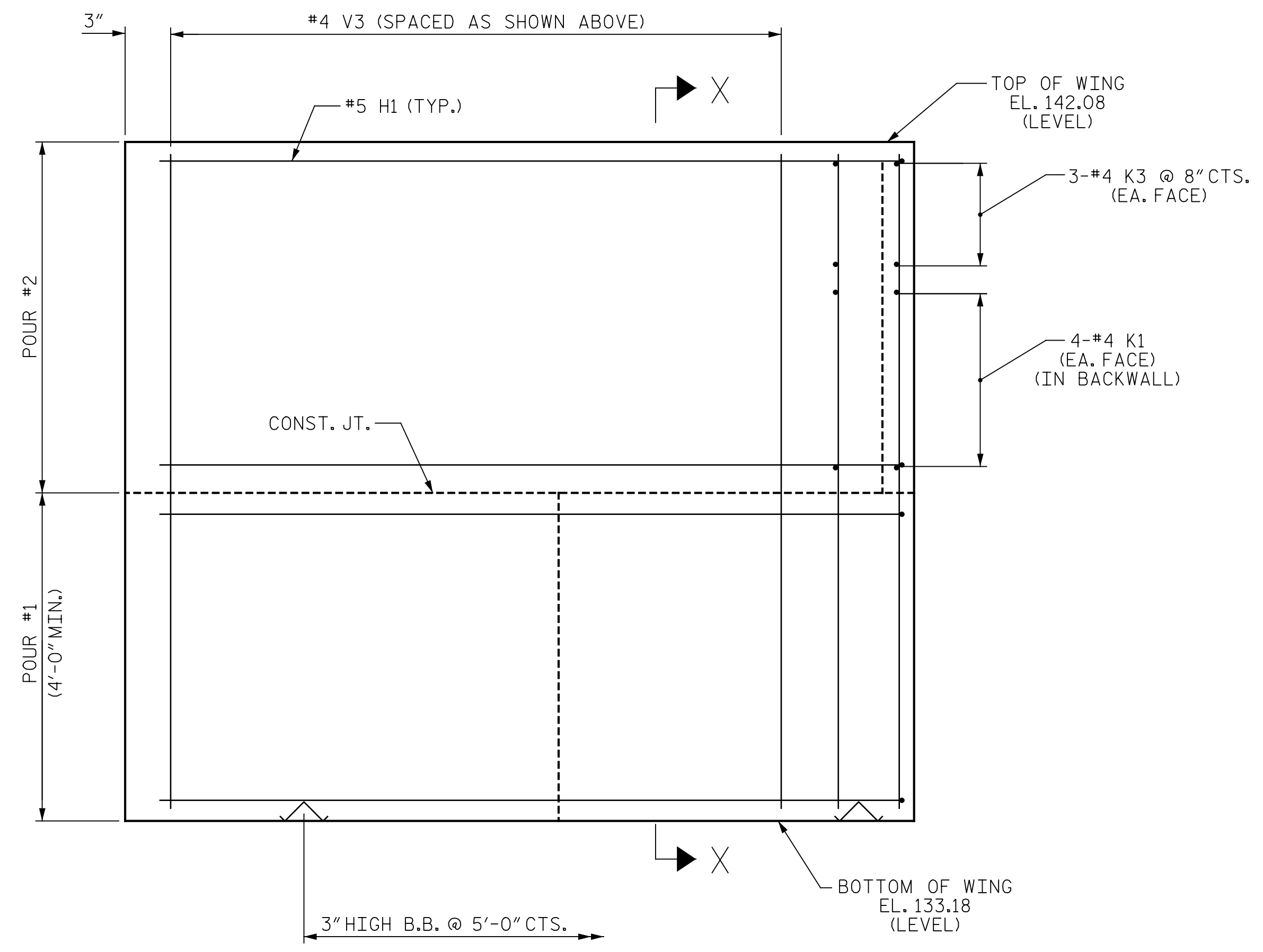
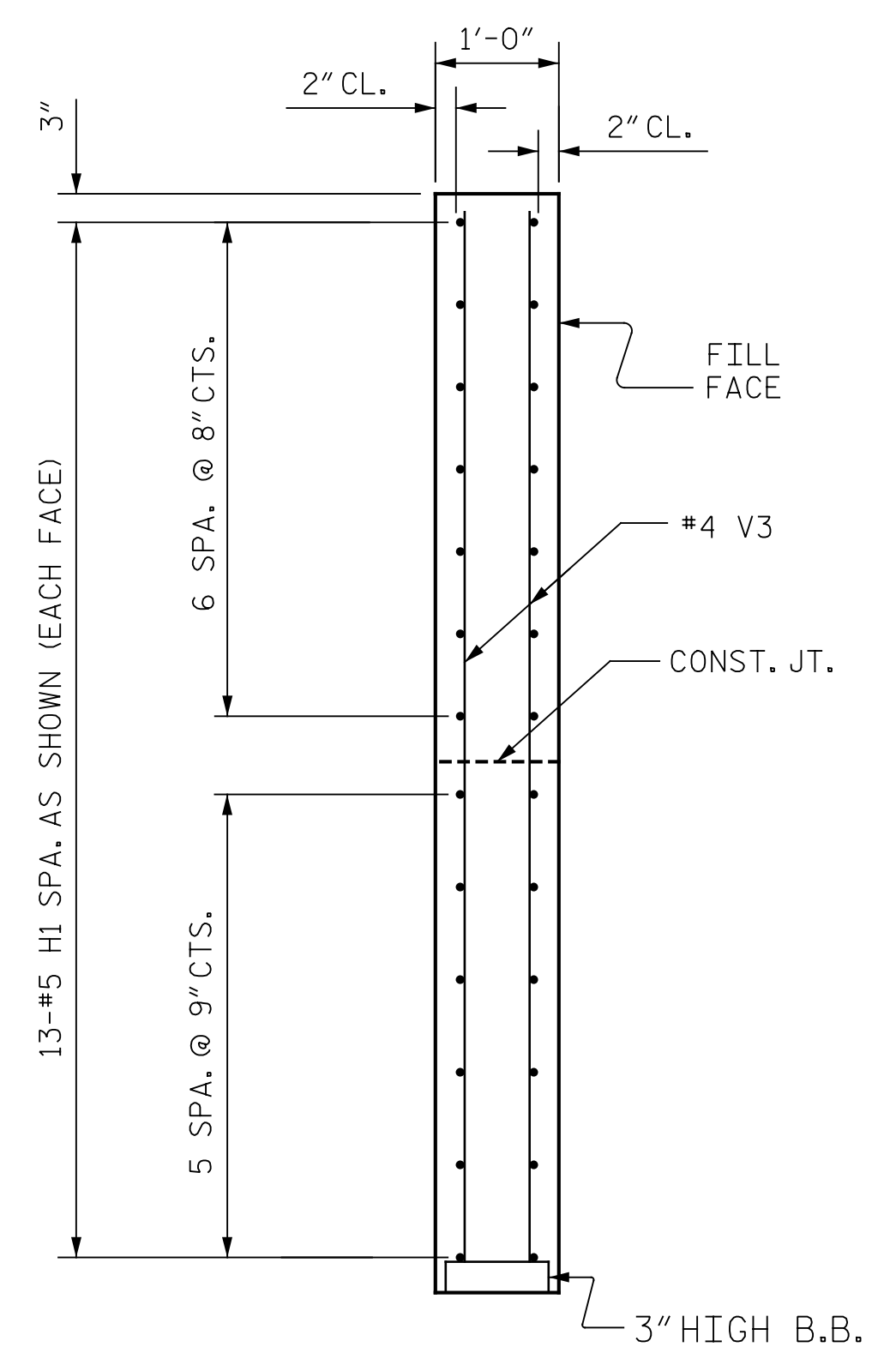


PLAN OF WING (W1)

** CONTRACTOR SHALL VERIFY WING WALL LENGTH BASED ON MSE WALL DESIGN AND MODIFY THE WING WALL LENGTH ACCORDINGLY, SUCH THAT THE WING WALL AND 1" EXPANSION JOINT MATERIAL IS FLUSH WITH THE BACK OF THE MSE WALL PANEL.



ELEVATION OF WING (W1)

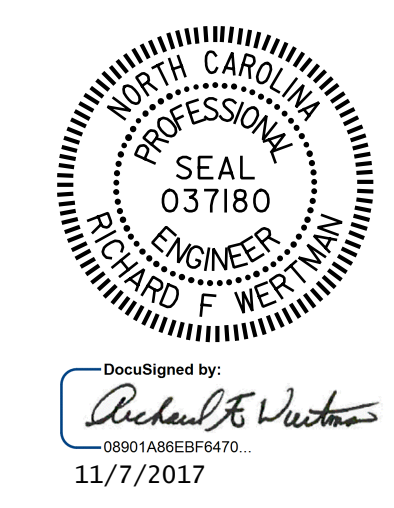


SECTION X-X

PROJECT NO. 41665.7A
 CUMBERLAND COUNTY
 STATION: 106+59.74 -L1-
 14+51.19 -Y-
 SHEET 2 OF 3

STATE OF NORTH CAROLINA
 DEPARTMENT OF TRANSPORTATION
 RALEIGH

SUBSTRUCTURE
 END BENT #1



DRAWN BY : J.A. BOYER	DATE : 10/17/17
CHECKED BY : R.F. WERTMAN	DATE : 10/17/17
DESIGN ENGINEER OF RECORD : R.F. WERTMAN	DATE : 11/06/17

PLANS PREPARED BY:
Gannett Fleming
 Excellence Delivered As Promised

2610 Wycliff Road
 Suite 102
 Raleigh NC 27607-3073
 (919) 420-7660
 NC Lic. No. F-0270

DOCUMENT NOT CONSIDERED FINAL UNLESS ALL SIGNATURES COMPLETED

REVISIONS						SHEET NO.
NO.	BY:	DATE:	NO.	BY:	DATE:	TOTAL SHEETS
1			3			24
2			4			