DocuSign Envelope ID: 3E8AF32C-3395-4E48-97CB-A9F4BD13F2AA

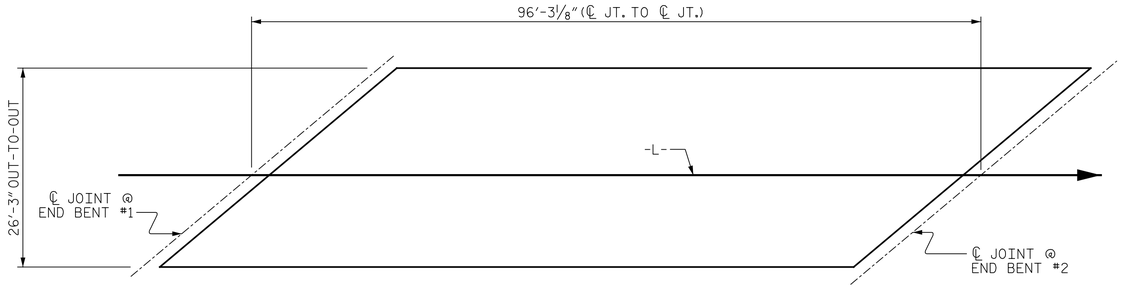

LAYOUT FOR COMPUTING AREA
REINFORCED CONCRETE DECK SLAB
(SQ. FT. = 2527)

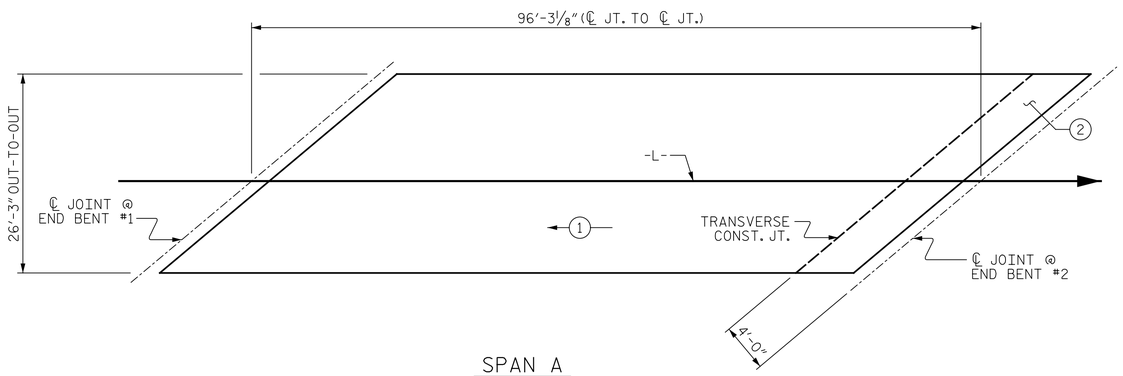

SPAN A

POURING SEQUENCE

IF THE CONTRACTOR CHOOSES TO REVERSE THE DIRECTION OF POUR #1, A CONSTRUCTION JOINT WILL BE REQUIRED 4'-0" FROM THE JOINT SEAL.

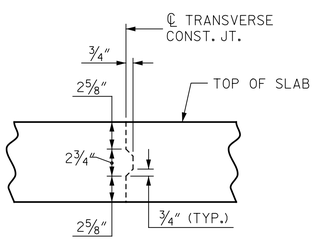

TRANSVERSE CONSTRUCTION JOINT DETAIL

NOTE: REINFORCING STEEL IN SLAB NOT SHOWN. LONGITUDINAL REINFORCING STEEL SHALL BE CONTINUOUS THRU JOINT

REINFORCING BAR SCHEDULE

BAR	NO.	SIZE	TYPE	LENGTH	WEIGHT	BAR	NO.	SIZE	TYPE	LENGTH	WEIGHT
✳ A1	131	#5	STR	25'-8"	3507	A201	4	#5	STR	24'-10"	104
A2	131	#5	STR	25'-8"	3507	A202	4	#5	STR	24'-0"	101
✳ A3	6	#6	STR	15'-0"	136	A203	4	#5	STR	23"-2"	97
✳ A101	4	#5	STR	24'-10"	104	A204	4	#5	STR	22'-4"	94
✳ A102	4	#5	STR	24'-0"	101	A205	4	#5	STR	21'-5"	90
✳ A103	4	#5	STR	23"-2"	97	A206	4	#5	STR	20'-7"	86
✳ A104	4	#5	STR	22'-4"	94	A207	4	#5	STR	19'-9"	83
✳ A105	4	#5	STR	21'-5"	90	A208	4	#5	STR	18'-11"	79
✳ A106	4	#5	STR	20'-7"	86	A209	4	#5	STR	18'-1"	76
✳ A107	4	#5	STR	19'-9"	83	A210	4	#5	STR	17'-3"	72
✳ A108	4	#5	STR	18'-11"	79	A211	4	#5	STR	16'-5"	69
✳ A109	4	#5	STR	18'-1"	76	A212	4	#5	STR	15'-7"	65
✳ A110	4	#5	STR	17'-3"	72	A213	4	#5	STR	14'-9"	62
✳ A111	4	#5	STR	16'-5"	69	A214	4	#5	STR	13'-11"	58
✳ A112	4	#5	STR	15'-7"	65	A215	4	#5	STR	13'-1"	55
✳ A113	4	#5	STR	14'-9"	62	A216	4	#5	STR	12'-3"	52
✳ A114	4	#5	STR	13'-11"	58	A217	4	#5	STR	11'-5"	48
✳ A115	4	#5	STR	13'-1"	55	A218	4	#5	STR	10'-7"	45
✳ A116	4	#5	STR	12'-3"	52	A219	4	#5	STR	9'-9"	41
✳ A117	4	#5	STR	11'-5"	48	A220	4	#5	STR	8'-10"	37
✳ A118	4	#5	STR	10'-7"	45	A221	4	#5	STR	8'-0"	34
✳ A119	4	#5	STR	9'-9"	41	A222	4	#5	STR	7'-2"	30
✳ A120	4	#5	STR	8'-10"	37	A223	4	#5	STR	6'-4"	27
✳ A121	4	#5	STR	8'-0"	34	A224	4	#5	STR	5'-6"	23
✳ A122	4	#5	STR	7'-2"	30	A225	4	#5	STR	4'-8"	20
✳ A123	4	#5	STR	6'-4"	27	A226	4	#5	STR	3'-10"	16
✳ A124	4	#5	STR	5'-6"	23	A227	4	#5	STR	3'-0"	13
✳ A125	4	#5	STR	4'-8"	20	A228	4	#5	STR	2'-2"	9
✳ A126	4	#5	STR	3'-10"	16	A229	4	#5	STR	1'-4"	6
✳ A127	4	#5	STR	3'-0"	13						
✳ A128	4	#5	STR	2'-2"	9	✳ B1	72	#4	STR	25'-6"	1227
✳ A129	4	#5	STR	1'-4"	6	B2	66	#5	STR	49'-1"	3379
						✳ G1	2	#5	STR	40'-4"	85
						✳ K1	12	#5	1	7'-0"	88
						✳ K2	12	#5	2	6'-10"	86
						✳ K3	18	#5	STR	8'-8"	163
						✳ S1	36	#4	3	4'-7"	111

REINFORCING STEEL = 8,478
✳ EPOXY COATED REINF. STEEL = 6,995

GROOVING BRIDGE FLOORS

BRIDGE DECK	2016 SQ. FT.
APPROACH SLABS	1036 SQ. FT.
TOTAL	3052 SQ. FT.

BAR TYPES

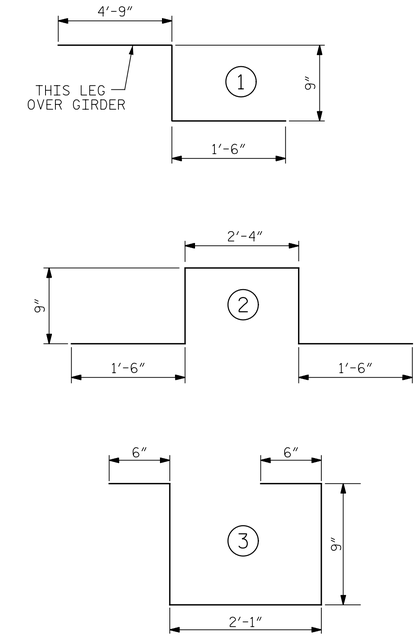

ALL BAR DIMENSIONS ARE OUT TO OUT

SUPERSTRUCTURE BILL OF MATERIAL

	CLASS AA CONCRETE	REINFORCING STEEL	✳ EPOXY COATED REINFORCING STEEL
	(CU. YDS.)	(LBS.)	(LBS.)
TOTALS	69.7	8532	6,995

SUPERSTRUCTURE REINFORCING STEEL LENGTHS ARE BASED ON THE FOLLOWING MINIMUM SPLICE LENGTHS

BAR SIZE	SUPERSTRUCTURE EXCEPT APPROACH SLABS, PARAPET, AND BARRIER RAIL		APPROACH SLABS		PARAPET AND BARRIER RAIL
	EPOXY COATED	UNCOATED	EPOXY COATED	UNCOATED	
#4	2'-0"	1'-9"	2'-0"	1'-9"	2'-9"
#5	2'-6"	2'-2"	2'-6"	2'-2"	3'-5"
#6	3'-0"	2'-7"	3'-10"	2'-7"	4'-4"

PROJECT NO. 41665.7A
CUMBERLAND COUNTY
STATION: 21+57.23 -L-
109+69.94 -L2-

NORTH CAROLINA PROFESSIONAL SEAL 037180 ENGINEER RICHARD F. WERTMAN

DocuSigned by: Richard F. Wertman
C9001A8EC9F470...
11/7/2017

STATE OF NORTH CAROLINA
DEPARTMENT OF TRANSPORTATION
RALEIGH

SUPERSTRUCTURE
BILL OF MATERIAL

ASSEMBLED BY : B.A. WHITE	DATE : 09/14/17
CHECKED BY : R.F. WERTMAN	DATE : 09/25/17
DRAWN BY : JMB 5/87	REV. 8/16/99 RWW/LES
CHECKED BY : SJD 9/87	REV. 5/1/06 TLA/GM
	REV. 10/1/11 MAA/GM

PLANS PREPARED BY: Gannett Fleming
Excellence Delivered As Promised
2610 Wycliff Road
Suite 102
Raleigh NC 27607-3073
(919) 420-7660
NC Lic. No. F-0270

DOCUMENT NOT CONSIDERED FINAL UNLESS ALL SIGNATURES COMPLETED

REVISIONS						
NO.	BY:	DATE:	NO.	BY:	DATE:	
1			3			
2			4			

SHEET NO. S01-15
TOTAL SHEETS 24

STR. NO. 1 STD. NO. BOM1