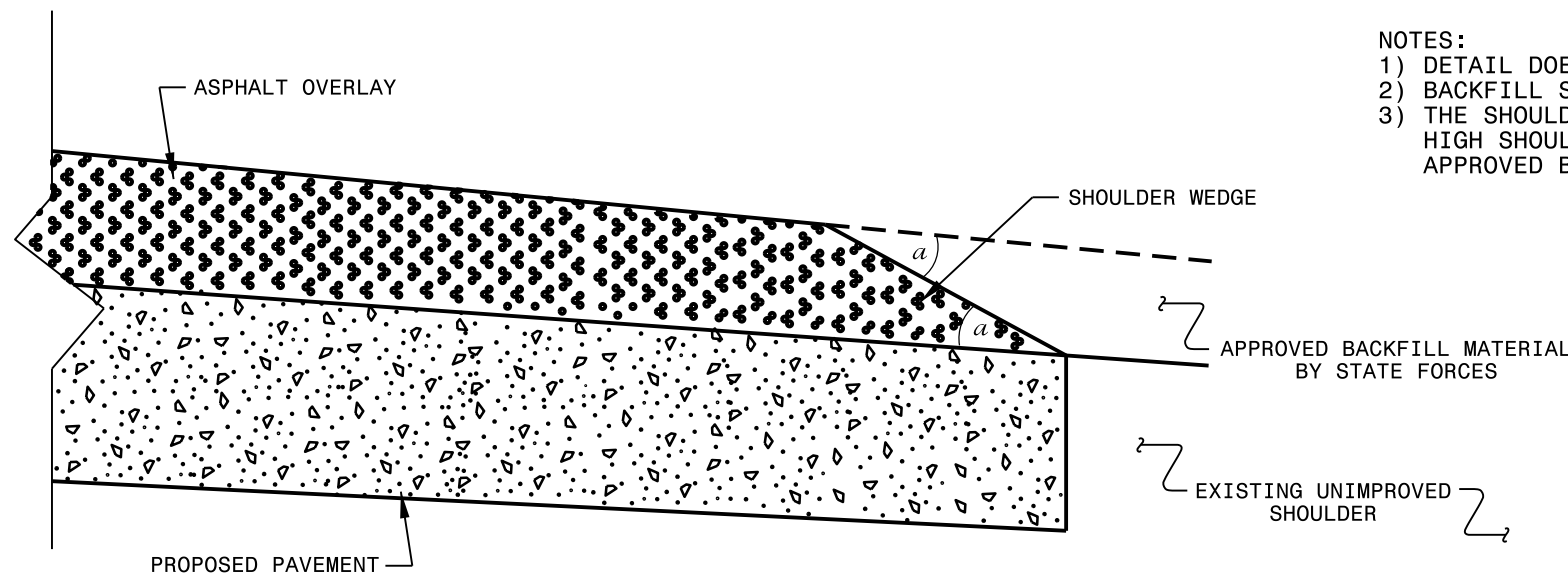
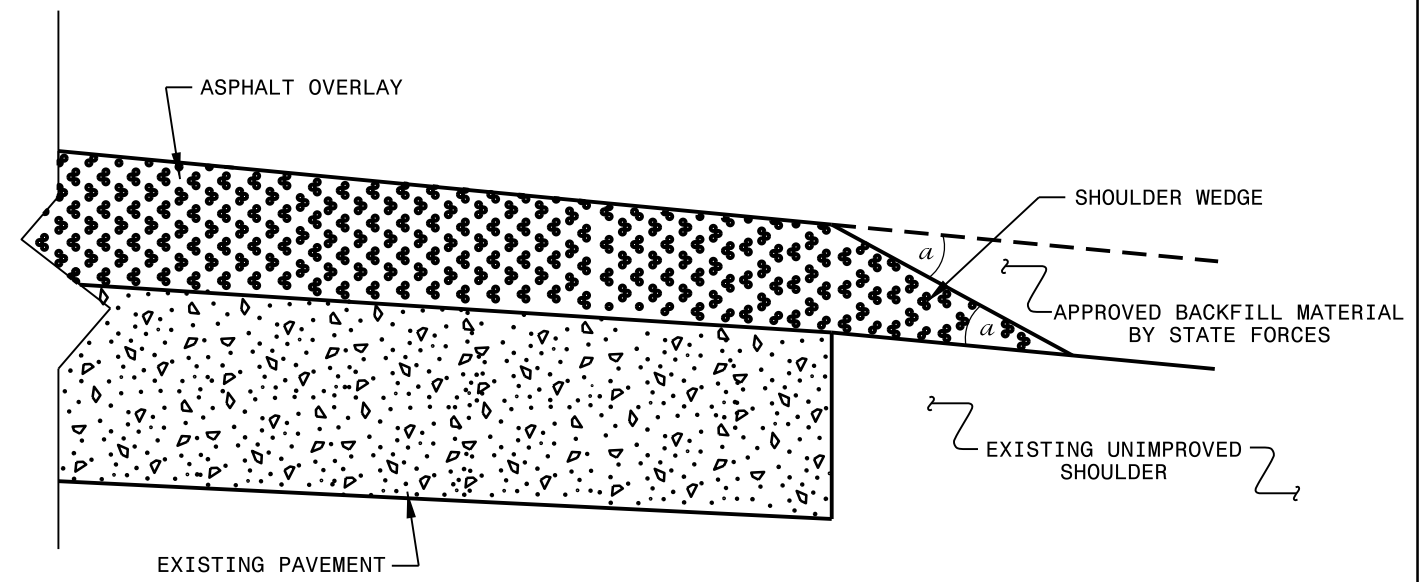


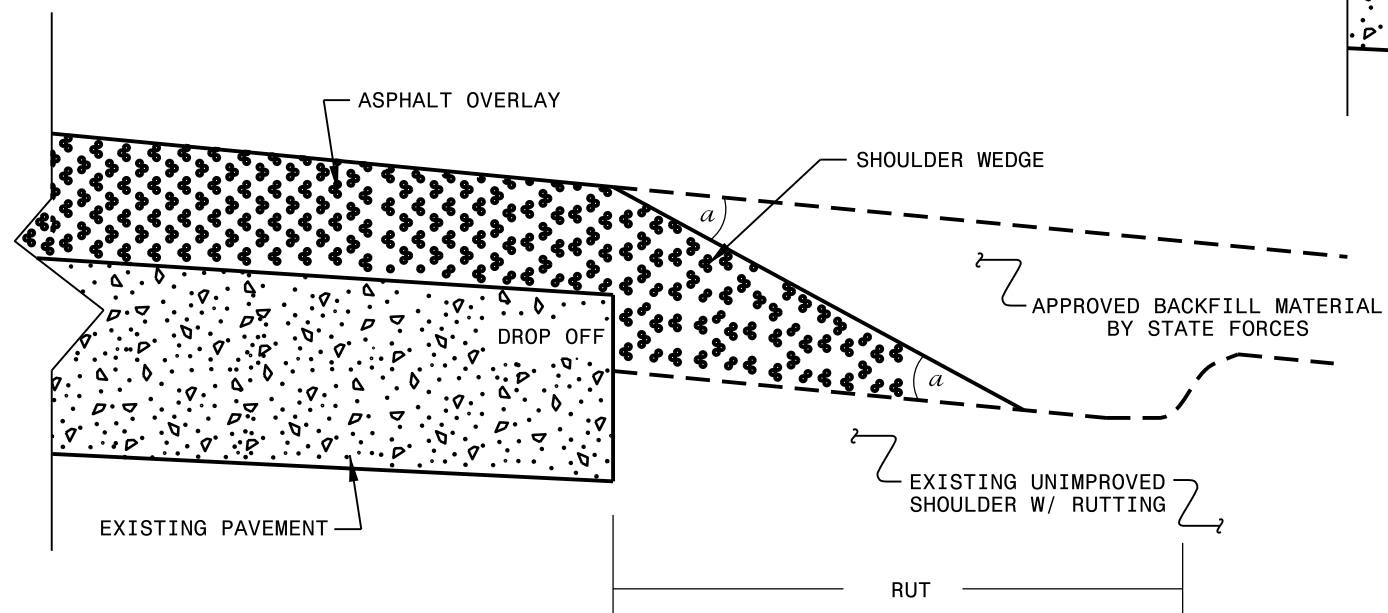
- NOTES:
 1) DETAIL DOES NOT APPLY TO OGAFCC AND ULTRA-THIN BONDED WEARING COURSE.
 2) BACKFILL SHOULDER WITH APPROVED MATERIAL.
 3) THE SHOULDER WEDGE DEVICE MAY BE DISENGAGED AT PAVED DRIVEWAYS, SIDE STREETS, HIGH SHOULDERS, AND OTHER LOCATIONS NOT FEASIBLE TO CONSTRUCT AS APPROVED BY THE ENGINEER.



SHOULDER WEDGE DETAIL
 (Resurfacing Projects w/ Widening or
 with Existing Paved Shoulder having no dropoffs)



SHOULDER WEDGE DETAIL
 (Resurfacing Projects w/ NO Widening)



SHOULDER WEDGE DETAIL
 (Resurfacing Adjacent to
 Rutted Shoulder)

- SHOULDER WEDGE ANGLE = 30°

CONTRACT STANDARDS AND DEVELOPMENT UNIT	
Office 919-707-6950	FAX 919-250-4119
SHOULDER WEDGE DETAILS	
ORIGINAL BY: T.SPELL	DATE: 7-19-11
MODIFIED BY:	DATE: 10/16/12
CHECKED BY:	DATE:
FILE SPEC.: stusr/details/stand/shoulderwedgedetail.dgn	

25-SEP-2017 15:31 C:\Users\stusr\Documents\Projects\Division 3\Onslow Nov 2017\Revised Shoulder Wedge Detail.dgn
 P:\stusr\AT\CD\20170925