DocuSign Envelope ID: 50E81AD2-60F5-4F7B-A406-EDB311C5F9C2

\\USPADGVIFS02\vol3\Projects\40186IT\40186IT_0001\50_Deliverables & Submittals\U-4751\Structures\Bridge 203\Ustation\Final\403_049_U4751_SMU_EL025_640203.dgn 7/12/2017 2:14:16 PM chitkhmb

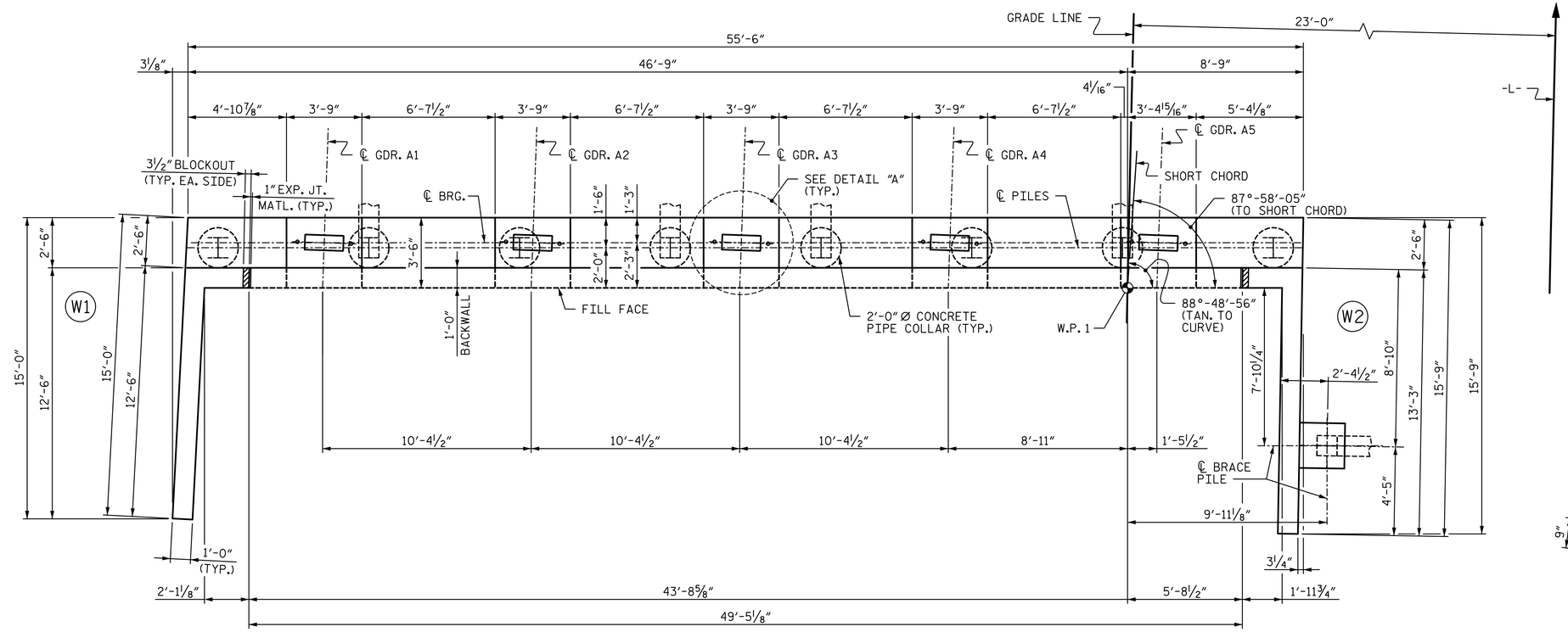

PLAN

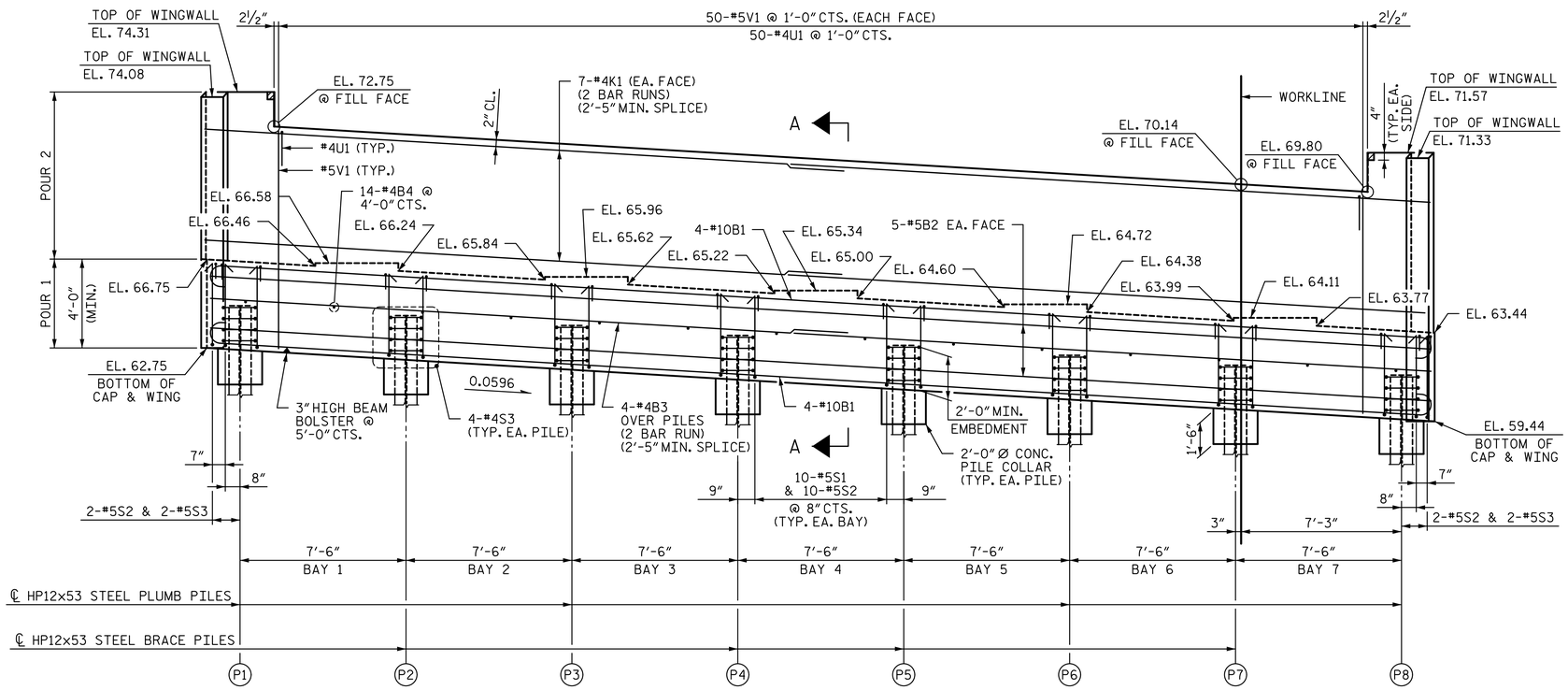

ELEVATION

NOTES:

STIRRUPS IN CAP MAY BE SHIFTED AS NECESSARY TO CLEAR ANCHOR BOLTS.

BACKWALL SHALL BE PLACED BEFORE APPLYING THE EPOXY PROTECTIVE COATING.

THE TOP SURFACE AREAS OF THE END BENT CAP SHALL BE CURED IN ACCORDANCE WITH THE STANDARD SPECIFICATIONS EXCEPT THAT THE MEMBRANE CURING COMPOUND METHOD SHALL NOT BE USED.

THE TOP SURFACE OF THE CAP EXCEPT THE BRIDGE SEAT BUILDUPS SHALL BE SLOPED TRANSVERSELY FROM THE FILL FACE TO THE OUTSIDE FACE AT THE RATE OF 2%.

DIMENSIONS LOCATING PILES ARE SHOWN TO THE CENTERLINE OF THE PILE AT THE BOTTOM OF THE END BENT CAP.

INSTALL THE 4" Ø DRAIN PIPE THROUGH THE WING WALL AS REQUIRED FOR THE REINFORCED BRIDGE APPROACH FILL. SEE ROADWAY PLANS. REINFORCING STEEL IN THE WING WALL MAY BE SHIFTED AS NECESSARY TO CLEAR THE DRAIN PIPE.

CONCRETE IN THE HATCHED AREA OF THE BACKWALL SHALL BE POURED AFTER THE BARRIER RAIL IS CAST IF SLIP FORMING IS USED.

PILE SPLICE SHALL BE IN ACCORADANCE WITH THE STANDARD SPECIFICATIONS AND AWS D1.1.

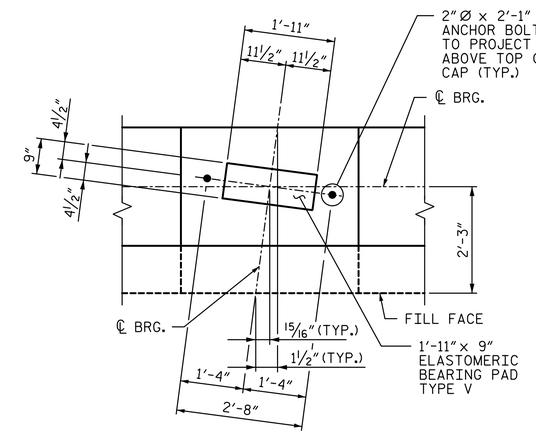

DETAIL A

(DIMENSIONS ARE TYPICAL FOR EACH GIRDER)

TOP OF PILE ELEVATIONS

PILE	ELEVATION
P1	64.68
P2	64.23
P3	63.78
P4	63.33
P5	62.88
P6	62.43
P7	61.98
P8	61.53

PROJECT NO. U-4751

NEW HANOVER COUNTY

STATION: 225+92.26 -L-

SHEET 1 OF 3

DOCUMENT NOT CONSIDERED FINAL UNLESS ALL SIGNATURES COMPLETED

NORTH CAROLINA PROFESSIONAL SEAL 19765 ENGINEER PAUL E. KELLY, JR.

7/14/2017

STV 100 Years

STV ENGINEERS, INC.
900 West Trade St., Suite 715
Charlotte, NC 28202
NC License Number F-0991

STATE OF NORTH CAROLINA
DEPARTMENT OF TRANSPORTATION
RALEIGH

SUBSTRUCTURE

END BENT 1

REVISIONS						
NO.	BY:	DATE:	NO.	BY:	DATE:	
1			3			
2			4			

SHEET NO. S3-25

TOTAL SHEETS 36

DRAWN BY : MBC	DATE : 4-17	DESIGN ENGINEER OF RECORD: P. KELLY	DATE : 5-17
CHECKED BY : VMW	DATE : 5-17		