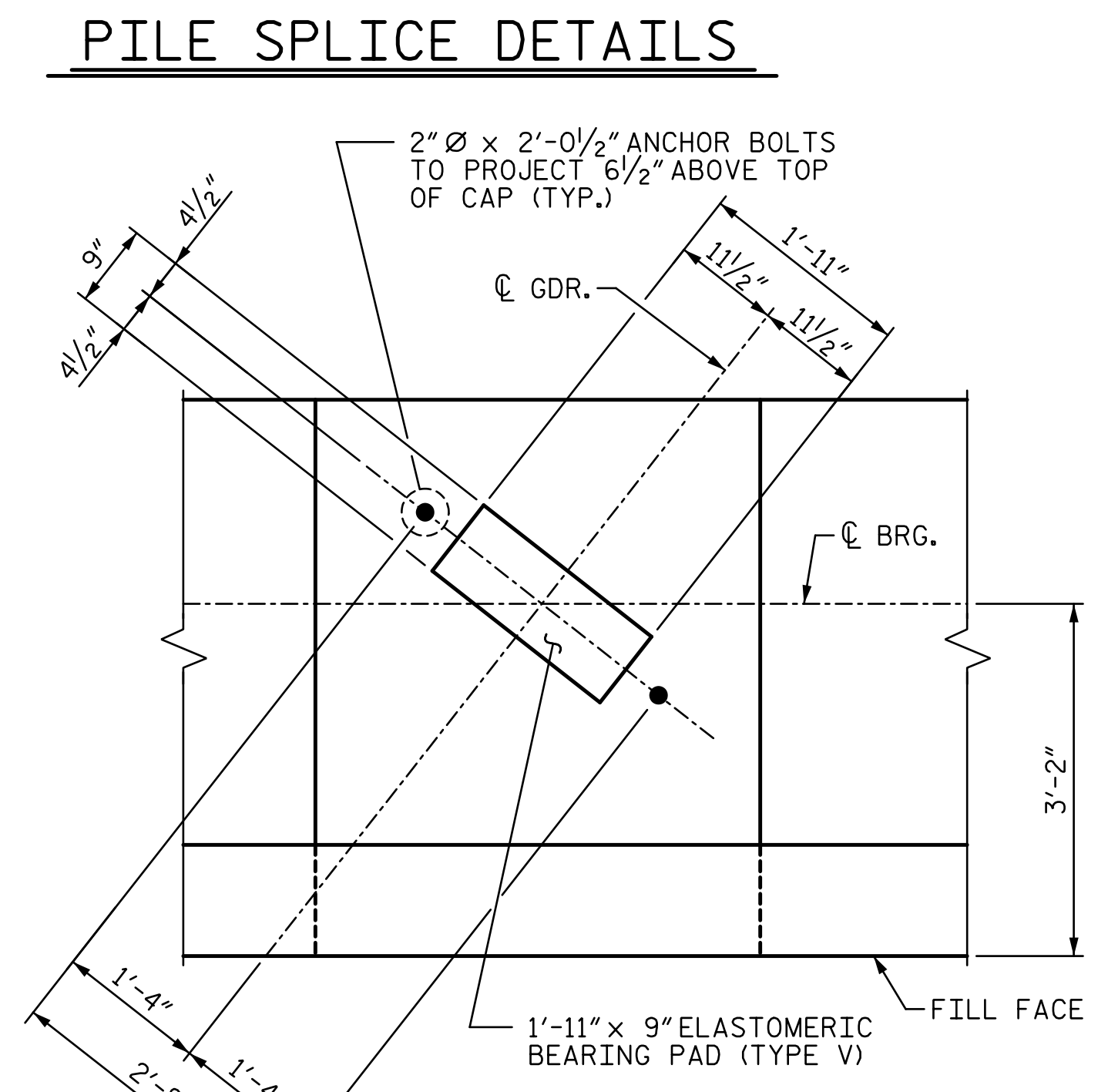


BILL OF REINFORCING

BAR	NO.	SIZE	TYPE	LENGTH	WEIGHT
B1	12	#9		44'-0"	1,795
B2	13	#9	STR	60'-0"	2,652
B3	14	#9		46'-6"	2,213
B4	24	#5	STR	46'-4"	1,160
B5	12	#5	STR	46'-4"	580
B6	33	#4	STR	4'-8"	103
K1	60	#4	STR	28'-7"	1,146
S1	185	#5	2	12'-10"	2,476
S2	185	#5	3	5'-7"	1,077
S3	76	#4	4	6'-6"	330
U1	134	#4	5	3'-8"	328
U2	4	#4	6	9'-0"	24
U3	4	#4	7	8'-9"	23
U4	6	#4	6	3'-8"	15
U5	6	#4	8	3'-5"	14
U6	4	#5	5	5'-8"	24
U7	4	#5	5	7'-0"	29
U8	4	#5	5	8'-6"	35
U9	4	#5	5	9'-10"	41
U10	4	#5	5	11'-5"	48
U11	4	#5	5	12'-9"	53
V1	270	#5	STR	8'-2"	2,300

QUANTITIES

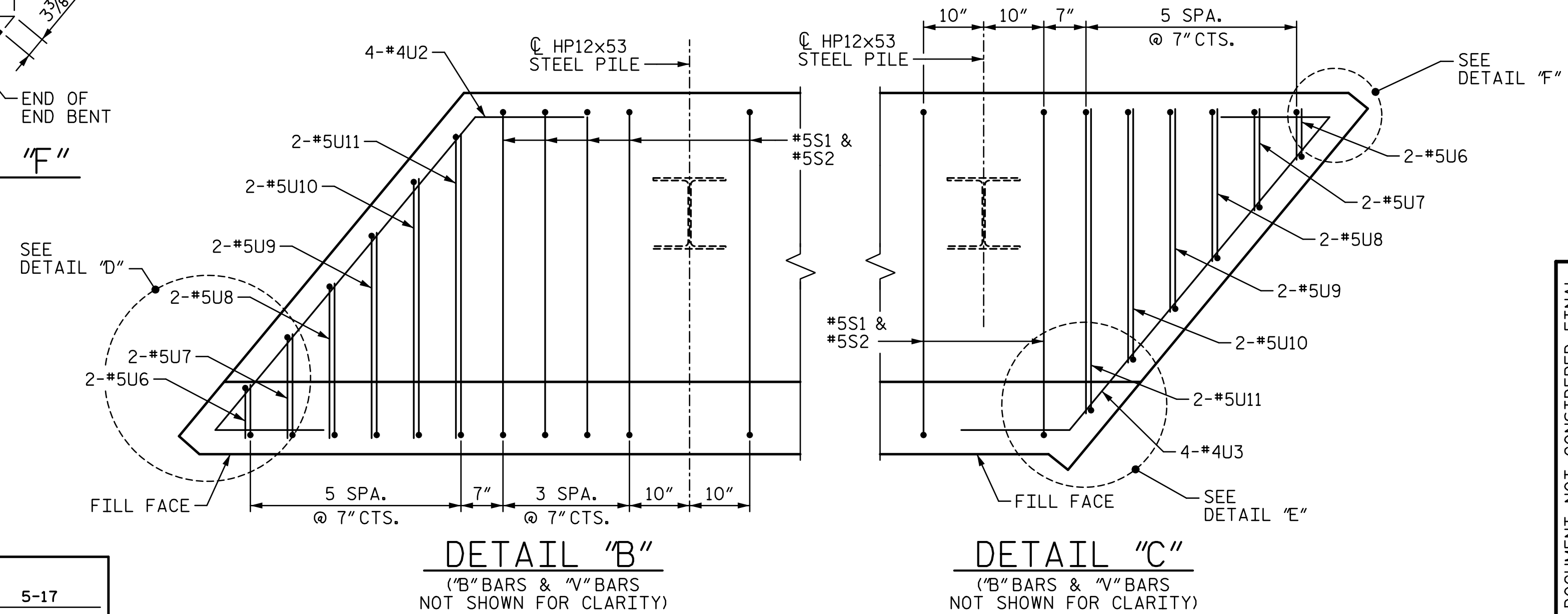
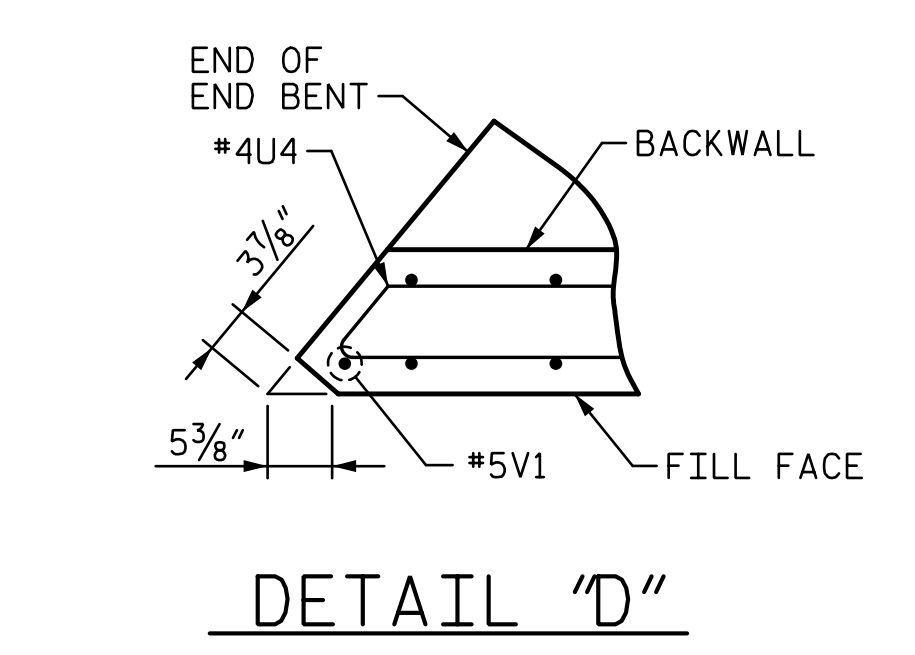
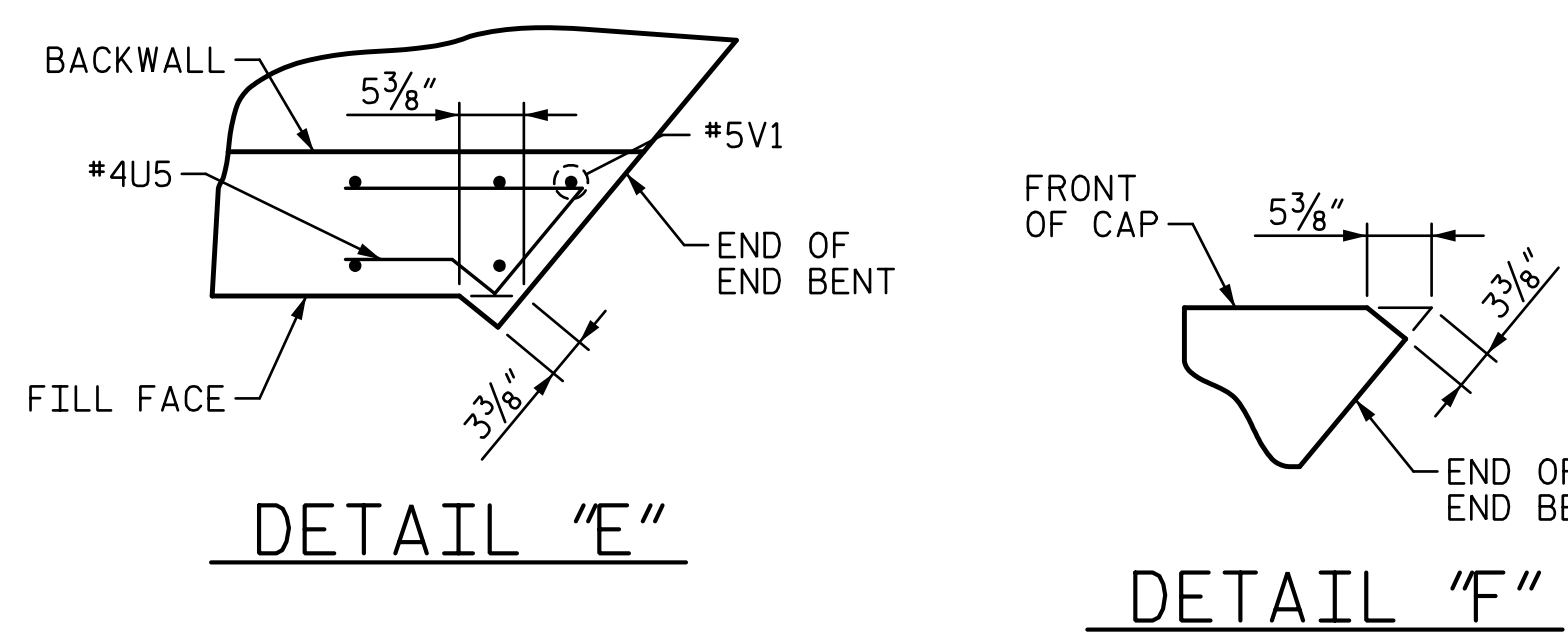
REINFORCING STEEL	LBS.	16,467
CLASS A CONCRETE:		
POUR 1:		
CAP	C.Y.	100.3
POUR 2:		
BACKWALL	C.Y.	23.6
TOTAL	C.Y.	123.9
HP 12x53 STEEL PILES	NO.	19
	LIN. FEET	1,140
PILE SETUP FOR HP 12x53	EA.	19
PILE REDRIVES	EA.	9



NOTES:

- ABUTMENT RESTRAINTS (STRAPS) ARE REQUIRED ALONG THE CAP AS SHOWN. THE 3KLF LOAD PROVIDED IS A FACTORED LOAD. THE SPACING AND LENGTH OF STRAPS SHALL BE DETERMINED BY A LICENSED PROFESSIONAL ENGINEER REGISTERED IN NORTH CAROLINA AND SUBMITTED TO THE ENGINEER FOR REVIEW PRIOR TO INSTALLATION. ANY ADDITIONAL CONSTRUCTION LOADS THAT WILL APPLY TO THE STRAPS (INCLUDING BUT NOT LIMITED TO CRANE LOADS) SHALL BE INCLUDED IN THE STRAP DESIGN AND SHALL BE SUBMITTED TO THE ENGINEER PRIOR TO PLACING CONSTRUCTION LOADS ON THE APPROACH FILL. ALL COSTS ASSOCIATED WITH THE DESIGN AND INSTALLATION, INCLUDING LABOR AND INCIDENTALS, OF THE STRAPS SHALL BE INCLUDED IN THE VARIOUS CONTRACT BID ITEMS. NO ADDITIONAL PAYMENT WILL BE MADE.
- FOR ADDITIONAL NOTES, SEE SHEET 1 OF 2 AND "FOUNDATION LAYOUT" SHEET.

PROJECT NO. U-4751
 NEW HANOVER COUNTY
 STATION: 38+94.20 -L-
 SHEET 2 OF 2



DRAWN BY: VMW DATE: 4-17
 CHECKED BY: TJT DATE: 4-17
 DESIGN ENGINEER OF RECORD: V. WU DATE: 5-17

DOCUMENT NOT CONSIDERED FINAL UNLESS ALL SIGNATURES COMPLETED

6/22/2017

STV 100 years

STV ENGINEERS, INC.
900 West Trade St., Suite 715
Charlotte, NC 28202
NC License Number F-5991

STATE OF NORTH CAROLINA
 DEPARTMENT OF TRANSPORTATION
 RALEIGH

SUBSTRUCTURE
 END BENT 1

REVISIONS				SHEET NO.
NO.	BY:	DATE:	NO.	DATE:
1			3	
2			4	

SHEET NO. S1-26
 TOTAL SHEETS 36

R:\401.051\U4751_SMU_EBL_026_640201.dgn
 6/22/2017 3:16:55 PM
 ch14kmb