DocuSign Envelope ID: 6F621E34-8B44-44C7-8305-AD20170FBCC8

NU = Not Used

PROJECT REFERENCE NO.	SHEET NO.
U-4751	Sig. 16.1

EDI MODEL 2018ECLip-NC CONFLICT MONITOR PROGRAMMING DETAIL

(remove jumpers and set switches as shown)

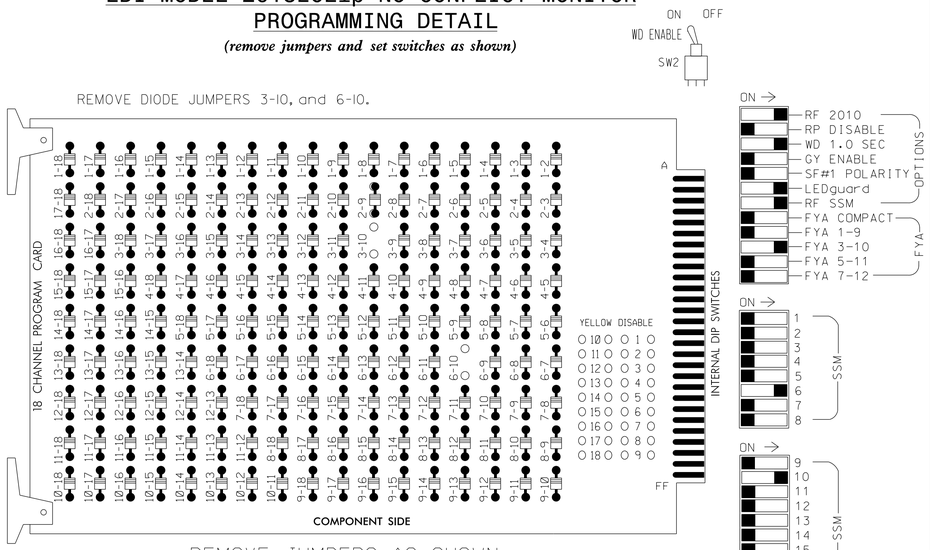

■ = DENOTES POSITION OF SWITCH

NOTES:

1. Card is provided with all diode jumpers in place. Removal of any jumper allows its channels to run concurrently.
2. Ensure jumpers SEL2-SEL5 and SEL9 are present on the monitor board.
3. Ensure that Red Enable is active at all times during normal operation.
4. Integrate monitor with Ethernet network in cabinet.

NOTES

1. To prevent "flash-conflict" problems, insert red flash program blocks for all unused vehicle load switches in the output file. The installer shall verify that signal heads flash in accordance with the Signal Plans.
2. Enable Simultaneous Gap-Out for all phases.
3. Program phase 6 for Variable Initial and Gap Reduction.
4. Program phase 6 for Start Up In Green.
5. Program phase 6 for Yellow Flash.
6. The cabinet and controller are part of the Wilmington Signal System.

SIGNAL HEAD HOOK-UP CHART

LOAD SWITCH NO.	S1	S2	S3	S4	S5	S6	S7	S8	S9	S10	S11	S12	AUX S1	AUX S2	AUX S3	AUX S4	AUX S5	AUX S6
CMU CHANNEL NO.	1	2	13	3	4	14	5	6	15	7	8	16	9	10	17	11	12	18
PHASE	1	2	2 PED	3 ★	4	4 PED	5	6	6 PED	7	8	8 PED	OLA	OLB ★	SPARE	OLC	OLD	SPARE
SIGNAL HEAD NO.	NU	NU	NU	31,32	NU	NU	NU	61,62, 63	NU	NU	NU	NU	NU	31,32	NU	NU	NU	NU
RED								134										
YELLOW				✳				135										
GREEN								136										
RED ARROW														A124				
YELLOW ARROW														A125				
FLASHING YELLOW ARROW														A126				
GREEN ARROW				118														
✋																		
🚶																		

NU = Not Used

✳ Denotes install load resistor. See load resistor installation detail this sheet.

★ See pictorial of head wiring in detail below.

EQUIPMENT INFORMATION

CONTROLLER.....2070E
CABINET.....332 W/ AUX
SOFTWARE.....ECONOLITE OASIS
CABINET MOUNT.....BASE
OUTPUT FILE POSITIONS...18 WITH AUX. OUTPUT FILE
LOAD SWITCHES USED.....S4,S8,AUXS2
PHASES USED.....3,6
OVERLAP "A".....NOT USED
OVERLAP "B".....3+6
OVERLAP "C".....NOT USED
OVERLAP "D".....NOT USED

INPUT FILE POSITION LAYOUT

(front view)

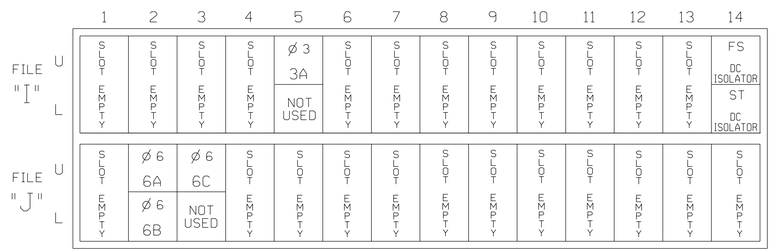

EX.: 1A, 2A, ETC. = LOOP NO.'S

FS = FLASH SENSE
ST = STOP TIME

INPUT FILE CONNECTION & PROGRAMMING CHART

LOOP NO.	LOOP TERMINAL	INPUT FILE POS.	PIN NO.	INPUT ASSIGNMENT NO.	DETECTOR NO.	NEMA PHASE	CALL	EXTEND	FULL TIME DELAY	STRETCH TIME	DELAY TIME
3A	TB4-5,6	I5U	58	20	3	3	Y	Y			15
	-	I5U	58	20 ★	53	3	Y	Y			
6A	TB3-5,6	J2U	40	2	6	6	Y	Y			
6B	TB3-7,8	J2L	44	6	16	6	Y	Y			
6C	TB3-9,10	J3U	64	26	36	6	Y	Y			

★ See Input Page Assignment programming details on sheet 3.

INPUT FILE POSITION LEGEND: J2L
FILE J
SLOT 2
LOWER

FYA SIGNAL WIRING DETAIL

(wire signal heads as shown)

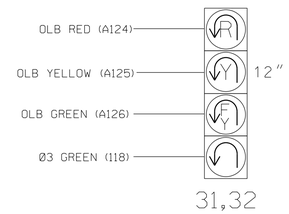

NOTE

1. The sequence display for this signal requires special logic programming. See sheet 2 of 4 for programming instructions.

LOAD RESISTOR INSTALLATION DETAIL

(install resistors as shown below)

ACCEPTABLE VALUES

VALUE (ohms)	WATTAGE
1.5K - 1.9K	25W (min)
2.0K - 3.0K	10W (min)

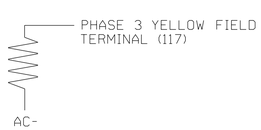

THIS ELECTRICAL DETAIL IS FOR
THE SIGNAL DESIGN: 03-1107
DESIGNED: April 2017
SEALED: _____
REVISED: _____

ELECTRICAL DETAIL - SHEET 1 OF 4

DOCUMENT NOT CONSIDERED FINAL UNLESS ALL SIGNATURES COMPLETED

ELECTRICAL AND PROGRAMMING DETAILS FOR:

Prepared for the Offices of:
Transportation Mobility and Safety Division
STATE OF NORTH CAROLINA DEPARTMENT OF TRANSPORTATION
Signal Management Section
750 N.Greenfield Pkwy,Garner,NC 27529

SR 1409 (Military Cutoff Road)
at
U-Turn North of Torchwood Boulevard

Division 3 New Hanover County Wilmington

PLAN DATE: April 2017	REVIEWED BY: M B Toth
PREPARED BY: A M Quigley	REVIEWED BY:

REVISIONS	INIT.	DATE

SEAL
NORTH CAROLINA PROFESSIONAL SEAL 025892 ENGINEER MELISSA B. TOTH

Docusigned by: Melissa B. Toth 6/6/2017
DOCUSIGNED SIGNATURE DATE

SIG. INVENTORY NO. 03-1107

ATKINS 1616 EAST MILLBROOK ROAD, SUITE 160
RALEIGH, NORTH CAROLINA 27609
(919) 876-6888 NCBEES #F-0326

06-JUN-2017 16:49
D:\Transportation\Traffic\Curr\100055597 - U-4751 Military Cutoff\02-Signals\Design\01 Wiring\03-1107E.dgn
encd5386 AT LUS29021