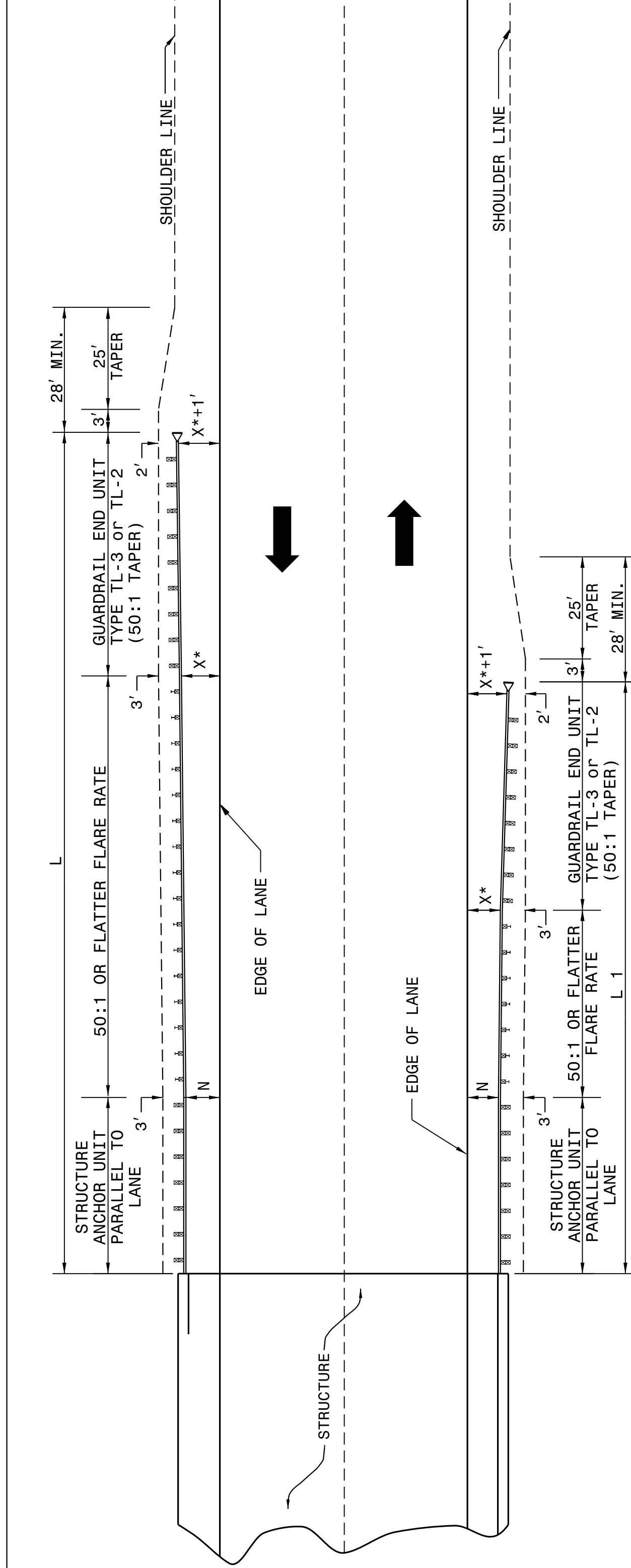


I4-JUN-2017 12:43 S:\Contracts\Special Details\Standard Drawings\Division 8\862d01 862d03 862d01.dgn Jhowerton AT USD-292595

STATE OF NORTH CAROLINA
DEPT. OF TRANSPORTATION
DIVISION OF HIGHWAYS
RALEIGH, N.C.

ROADWAY DETAIL DRAWING FOR
GUARDRAIL PLACEMENT

SHEET 4 OF 11
862D01



ROADWAY DETAIL DRAWING FOR
GUARDRAIL PLACEMENT

SHEET 4 OF 11
862D01

STATE OF NORTH CAROLINA
DEPT. OF TRANSPORTATION
DIVISION OF HIGHWAYS
RALEIGH, N.C.

**GUARDRAIL INSTALLATION AT BRIDGE APPROACHES
FOR TWO-LANE, TWO-WAY TRAFFIC**

DESIGN SPEED (MPH)	"L" APPROACH LENGTH (FT.)		"L" TRAILING LENGTH (FT.)	
	DESIGN YEAR ADT OVER 2000	CURRENT YEAR ADT 400-1000	DESIGN YEAR ADT OVER 2000	CURRENT YEAR ADT 400-1000
70	362.5'	362.5'	350.0'	287.5'
60	300.0'	287.5'	275.0'	225.0'
50	212.5'	212.5'	200.0'	162.5'
40	175.0'	150.0'	137.5'	112.5'
X*	8'	6'	4'	4'
X**	8'	6'	4'	4'

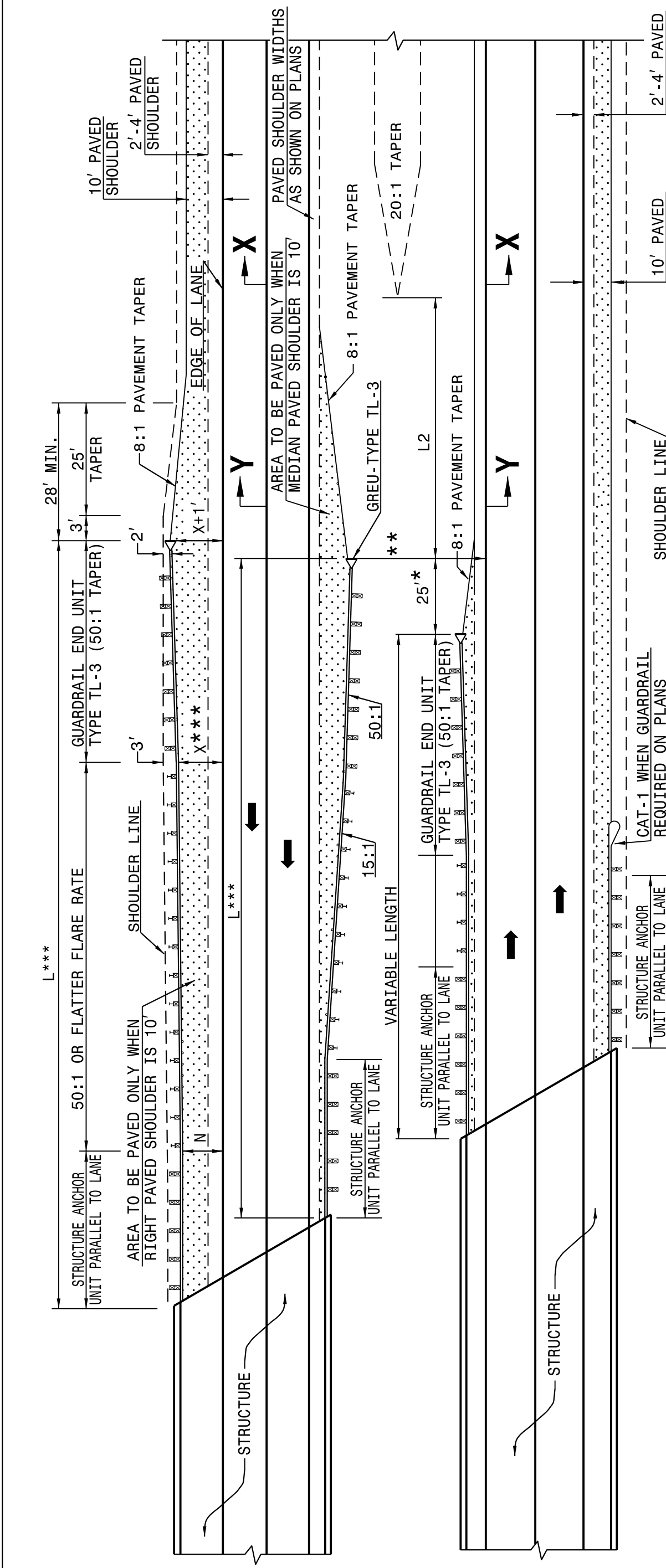
* USE FLARE RATE AS THE CONTROL IF THE "X" DISTANCE IS NOT OBTAINED. ("X" IS BASED ON SHOULDER WIDTHS IN THE HIGHWAY DESIGN BRANCH MANUAL, PART 1, 1-4B, F1).
 ** "N" = DISTANCE FROM EDGE OF LANE TO FACE OF GUARDRAIL WHERE GUARDRAIL IS PARALLEL TO LANE.
 SEE STD. 862.03 FOR STRUCTURE ANCHOR UNITS
 FOR POSTED SPEEDS ≥ 45mph USE GREU TYPE TL-3
 FOR POSTED SPEEDS < 45mph USE GREU TYPE TL-2

LENGTHS AND OFFSETS FOR PROPOSED GUARDRAIL AT TWO LANE - TWO WAY LOCATIONS

STATE OF NORTH CAROLINA
DEPT. OF TRANSPORTATION
DIVISION OF HIGHWAYS
RALEIGH, N.C.

ROADWAY DETAIL DRAWING FOR
GUARDRAIL PLACEMENT

SHEET 3 OF 11
862D01



FOR POSTED SPEEDS ≥ 45mph USE GREU TYPE TL-3
 FOR POSTED SPEEDS < 45mph USE GREU TYPE TL-2

DIMENSIONS FOR LENGTH OF GUARDRAIL APPROACHING DUAL LANE BRIDGES

MEDIAN WIDTH	-L-***		-L2- DIM.
	60 MPH	50 MPH	
30'	300.0'	250.0'	80.0'
36'	300.0'	250.0'	60.0'
40' & ABOVE	300.0'	250.0'	40.0'

NOTES: * MINOR VARIATION TO THE 25'-0" DIMENSION IS PERMISSIBLE TO ACCOMMODATE THE 12'-6" IN GUARDRAIL LENGTHS.
 ** NO GUARDRAIL IS REQUIRED ON THE TRAILING END WHEN THIS DISTANCE EXCEEDS CLEAR ROADSIDE RECOVERY AREA FOR THE APPROPRIATE DESIGN SPEED.
 *** BASED ON "X" OF 12' USE FLARE RATE AS THE CONTROL IF THE "X" DISTANCE IS NOT OBTAINED. ("X" IS BASED ON SHOULDER WIDTHS IN THE HIGHWAY DESIGN BRANCH MANUAL, PART 1, 1-4B, F1A).
 "N" = DISTANCE FROM EDGE OF LANE TO FACE OF GUARDRAIL WHERE GUARDRAIL IS PARALLEL TO LANE. THE DESIGN LAYOUT FOR LENGTHS SHOWN ON THIS STANDARD ARE MINIMUM DESIGN LENGTHS. SEE SHEET 1 OF 12 FOR SECTIONS XX, YY
 SEE STD. 862.03 FOR STRUCTURE ANCHOR UNITS


DETAIL OF GUARDRAIL APPROACHING DUAL LANE BRIDGES

CONTRACT STANDARDS
AND DEVELOPMENT UNIT
Office 919-707-6950 FAX 919-250-4119

SEE TITLE BLOCK

ORIGINAL BY: J HOWERTON DATE: 06-22-12
 MODIFIED BY: DATE:
 CHECKED BY: DATE:
 FILE SPEC.: DATE:

8/1/2017



DOCUMENT NOT CONSIDERED FINAL
UNLESS ALL SIGNATURES COMPLETED