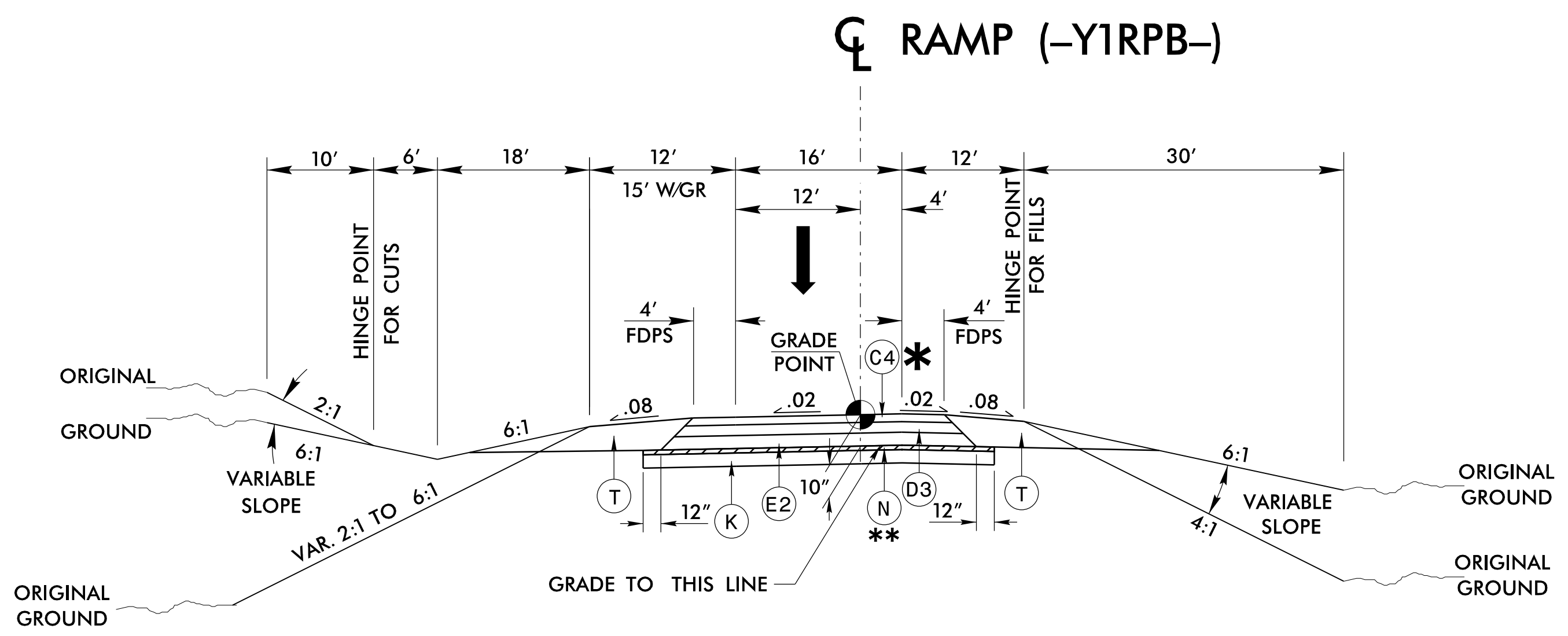


5/14/99

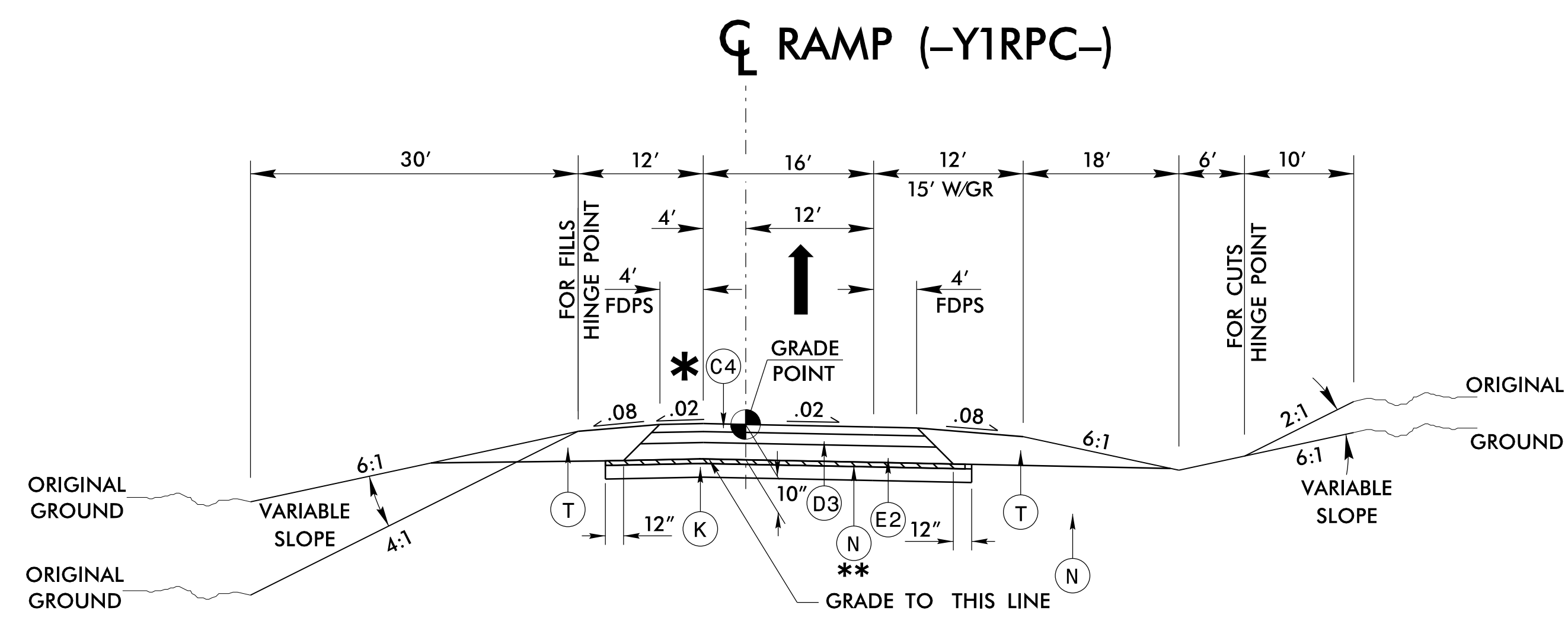
PROJECT REFERENCE NO. U-2579C	SHEET NO. 2A-4
RW SHEET NO.	
ROADWAY DESIGN ENGINEER	PAVEMENT ENGINEER
DOCUMENT NOT CONSIDERED FINAL UNLESS ALL SIGNATURES COMPLETED	



TYPICAL SECTION NO. 6

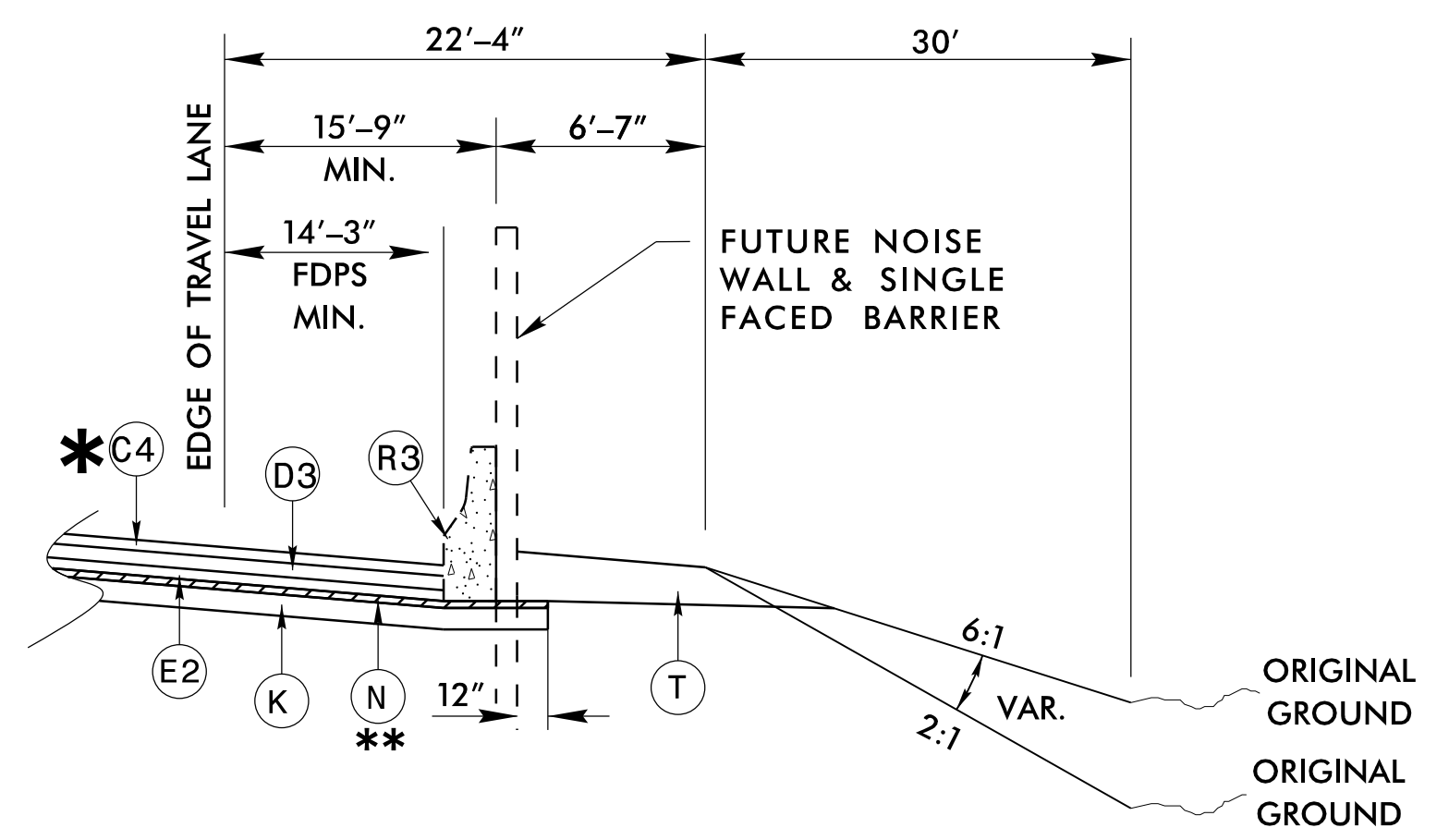
USE TYPICAL SECTION NO. 6:
-Y1RPB- STA. 14+89.73 TO STA. 30+02.32

C4	3" S9.5C
D3	4" I19.0C
E2	3" B25.0C
K	SUBGRADE STABILIZATION
N	GEOTEXTILE FOR SOIL STABILIZATION
R3	FUTURE SINGLE FACED BARRIER
T	EARTH MATERIAL



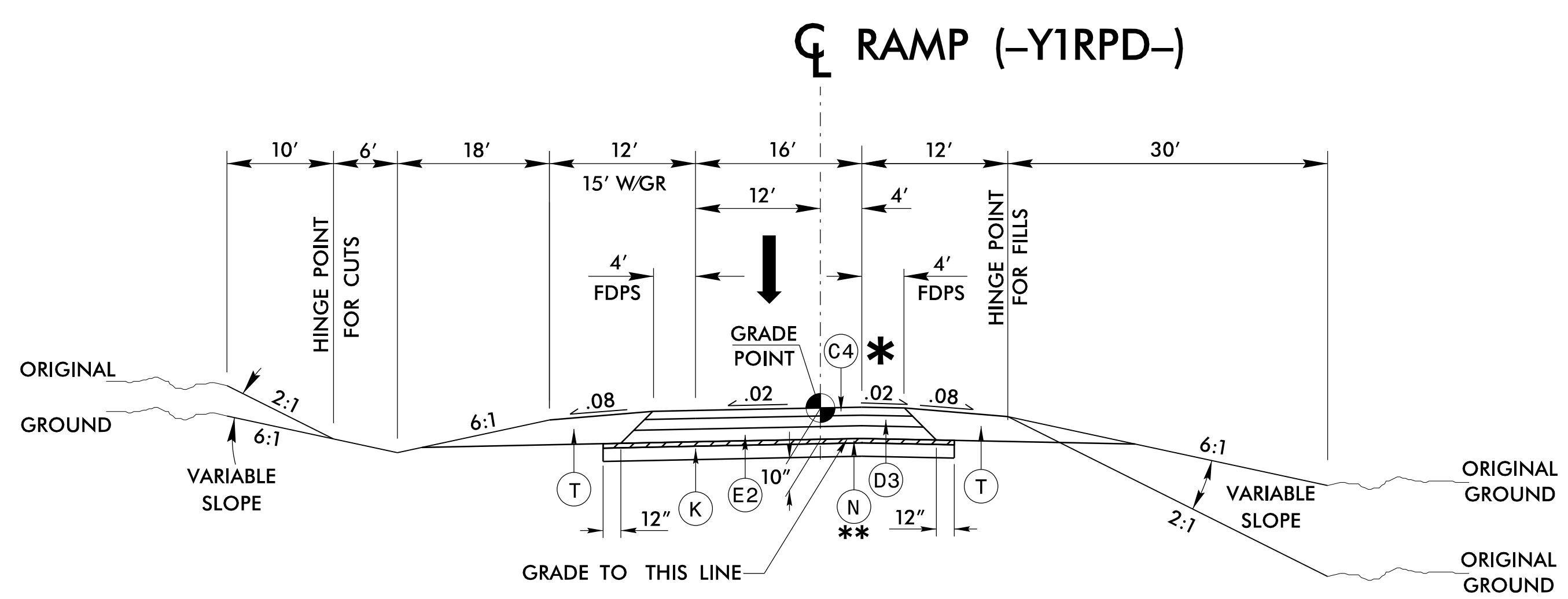
TYPICAL SECTION NO. 7

USE TYPICAL SECTION NO. 7:
-Y1RPC- STA. 14+30.42 TO STA. 32+95.71



TYPICAL SECTION NO. 7A

USE TYPICAL SECTION NO. 7A:
USE IN CONJUNCTION WITH TYPICAL SECTION NO. 7
-Y1RPC- STA. 10+00.00 TO STA. 18+93.92 RT (NOISEWALL -NWD-)



TYPICAL SECTION NO. 8

(SEE CROSS SECTIONS)

USE TYPICAL SECTION NO. 8:
-Y1RPD- STA. 15+46.23 TO STA. 32+31.74

*** CONSTRUCT UP TO BUT NOT INCLUDING THE FINAL SURFACE LAYER**

- Y1RPB- STA. 14+89.73 TO STA. 30+02.32
- Y1RPC- STA. 14+30.42 TO STA. 33+09.41
- Y1RPD- STA. 15+46.23 TO STA. 32+31.74

**** THESE LOCATIONS TO BE INVESTIGATED DURING CONSTRUCTION:**

- Y1RPB- STA. 10+00.00 TO 25+50.00
- Y1RPC- STA. 10+00.00 TO 25+00.00
- Y1RPD- STA. 22+00.00 TO 32+31.00

P3-JUL-2017 15:34 U:\2579C-rdy-typp.dgn