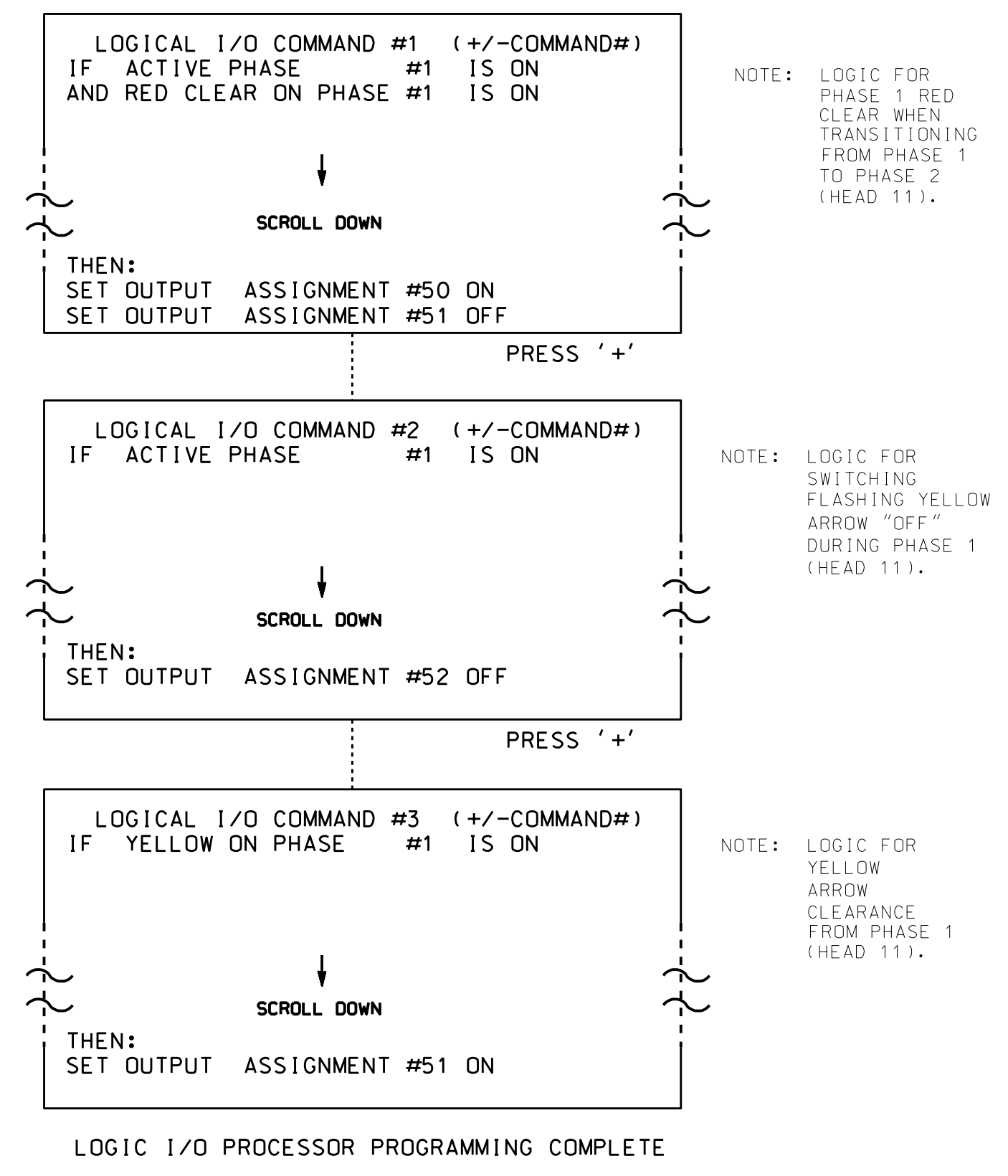


**LOGICAL I/O PROCESSOR PROGRAMMING DETAIL  
TO PRODUCE SPECIAL FYA-PPLT SIGNAL SEQUENCE**

(program controller as shown below)

- FROM MAIN MENU PRESS '2' (PHASE CONTROL), THEN '1' (PHASE CONTROL FUNCTIONS), SCROLL TO THE BOTTOM OF THE MENU AND ENABLE ACT LOGIC COMMANDS 1, 2, AND 3.
- FROM MAIN MENU PRESS '6' (OUTPUTS), THEN '3' (LOGICAL I/O PROCESSOR).

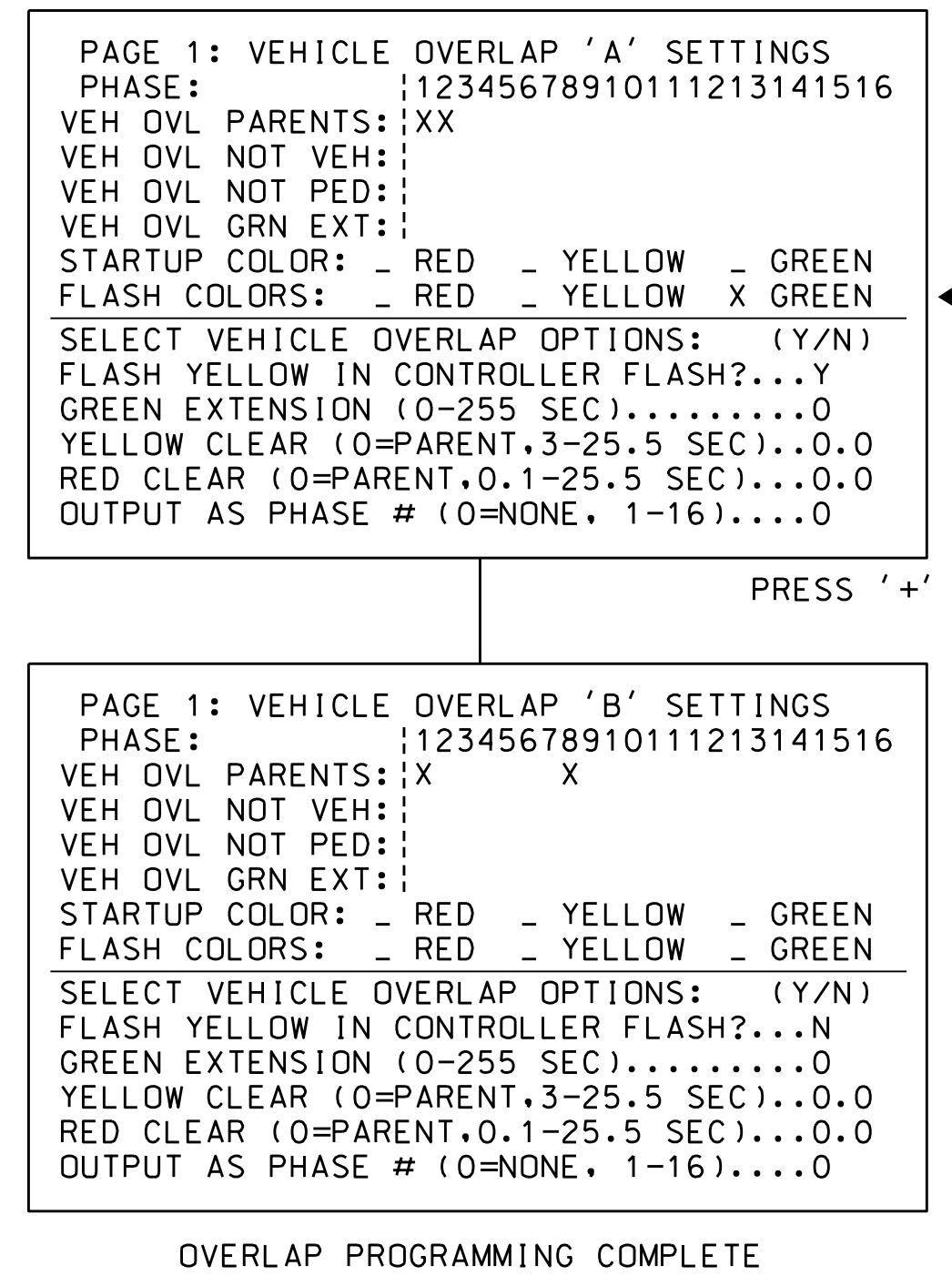


**OUTPUT REFERENCE SCHEDULE**

OUTPUT 50	= Overlap A Red
OUTPUT 51	= Overlap A Yellow
OUTPUT 52	= Overlap A Green

**OVERLAP PROGRAMMING DETAIL**  
(program controller as shown below)

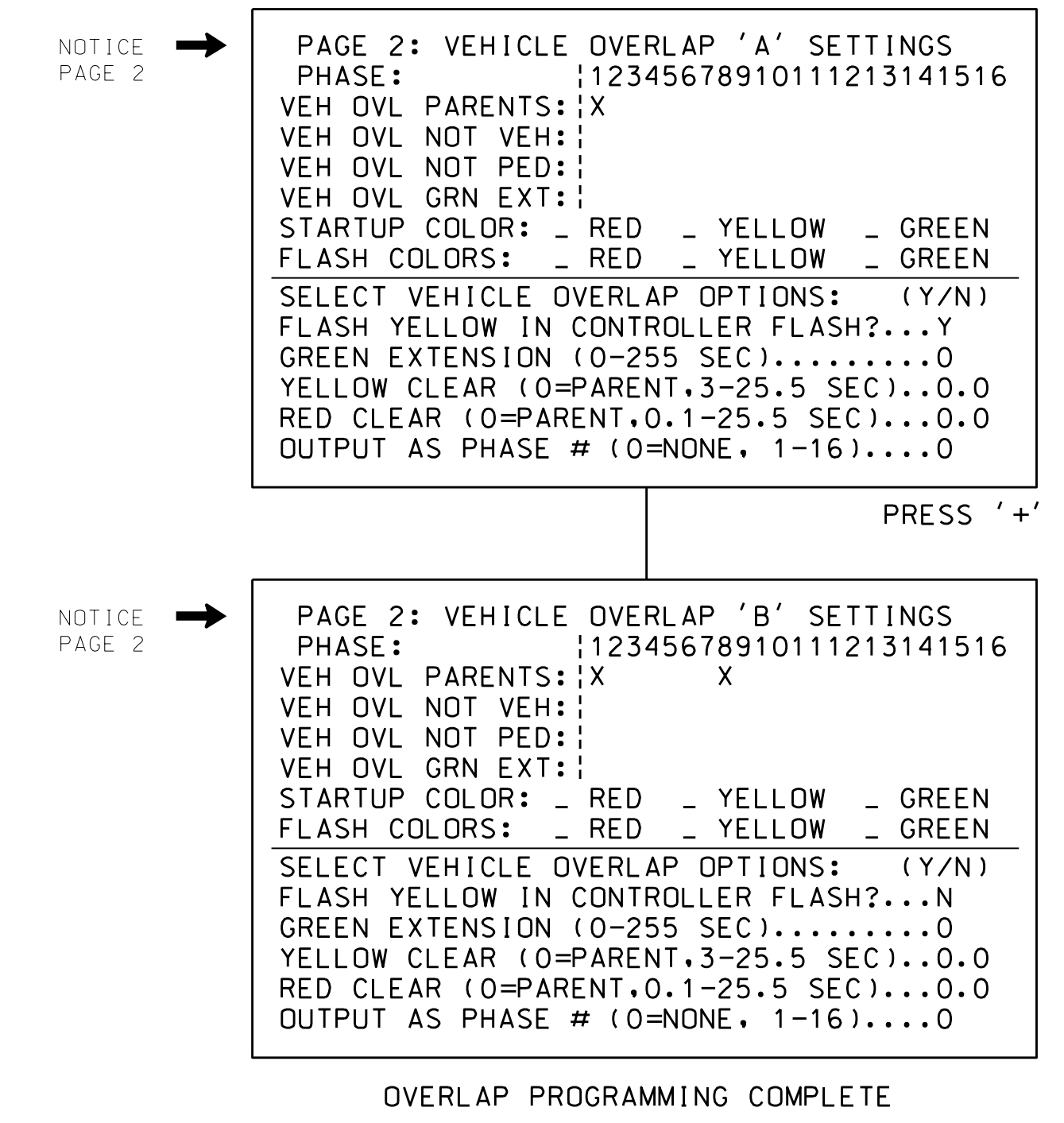
FROM MAIN MENU PRESS '8' (OVERLAPS), THEN '1' (VEHICLE OVERLAP SETTINGS).



**OVERLAP PROGRAMMING DETAIL  
FOR ALTERNATE PHASING - PAGE 2**

(program controller as shown below)


FROM MAIN MENU PRESS '8' (OVERLAPS), THEN '1' (VEHICLE OVERLAP SETTINGS). PRESS 'NEXT' TO ADVANCE TO PAGE 2.



18-MAY-2017 13:32 S:\MITS\011\S\SIGNAL\work\hgr\oups\sig\Map\511\ck\lanc\00511\_sml.e\_xx.e.dgn

Electrical Detail - Sheet 2 of 4

THIS ELECTRICAL DETAIL IS FOR THE SIGNAL DESIGN: 09-0511  
DESIGNED: April 2017  
SEALED: 5/16/2017  
REVISED:



US 158 (Reidsville Road) at I-74 WB Ramps

Division 9	Forsyth County	Winston-Salem
PLAN DATE: May 2017	REVIEWED BY: T. Joyce	
PREPARED BY: C. Strickland	REVIEWED BY:	
REVISIONS	INIT.	DATE

DOCUMENT NOT CONSIDERED FINAL UNLESS ALL SIGNATURES COMPLETED

Seal of Cary M. Little, Professional Engineer, License No. 030530, State of North Carolina.

DocuSigned by: Cary M. Little 5/23/2017

SIG. INVENTORY NO. 09-0511