

CONFIDENTIAL AND PROPRIETARY PROPERTY OF
EBDG - NC, PLLC
 MAY NOT BE USED FOR CONSTRUCTION OR PROVIDED TO
 ANY THIRD PARTIES WITHOUT PRIOR WRITTEN CONSENT.
 © 2017 ELLIOTT BAY DESIGN GROUP.

REVISION HISTORY

REV	ZONE	DESCRIPTION	DWN	DATE	APVD

GENERAL NOTES

1. VESSEL TO BE CONSTRUCTED IN ACCORDANCE WITH 46 CFR SUBCHAPTER H REGULATIONS.
2. FRAME SPACING IS 24".

REFERENCES

1. 16101-200-832-1 TECHNICAL SPECIFICATION
2. 16101-200-061-1 SCANTLING CALCULATIONS
3. 16101-200-100-1 LINES PLAN
4. 16101-200-101-1 PROFILES AND DECK ARRANGEMENTS
5. 16101-200-110-1 BOTTOM AND SIDE SHELL
6. 16101-200-120-3 HULL TRANSVERSE BULKHEADS
7. 16101-200-120-5 HULL LONGITUDINAL BULKHEADS AND GIRDERS
8. 16101-200-130-2 MAIN DECK
9. 16101-200-150-1 SUPERSTRUCTURE MAIN DECK TO 01 DECK
10. 16101-200-150-2 SUPERSTRUCTURE 01 DECK TO PILOT HOUSE TOP
11. 16101-200-150-3 MAIN DECK BULKHEADS



Elliott Bay Design Group
 North Carolina, PLLC

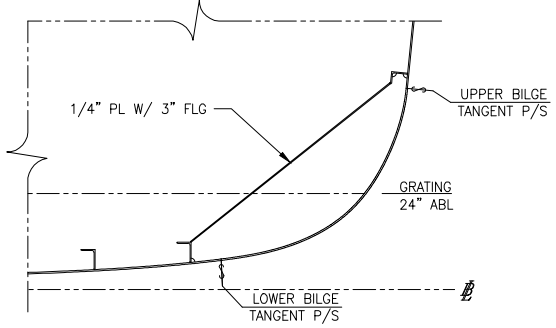
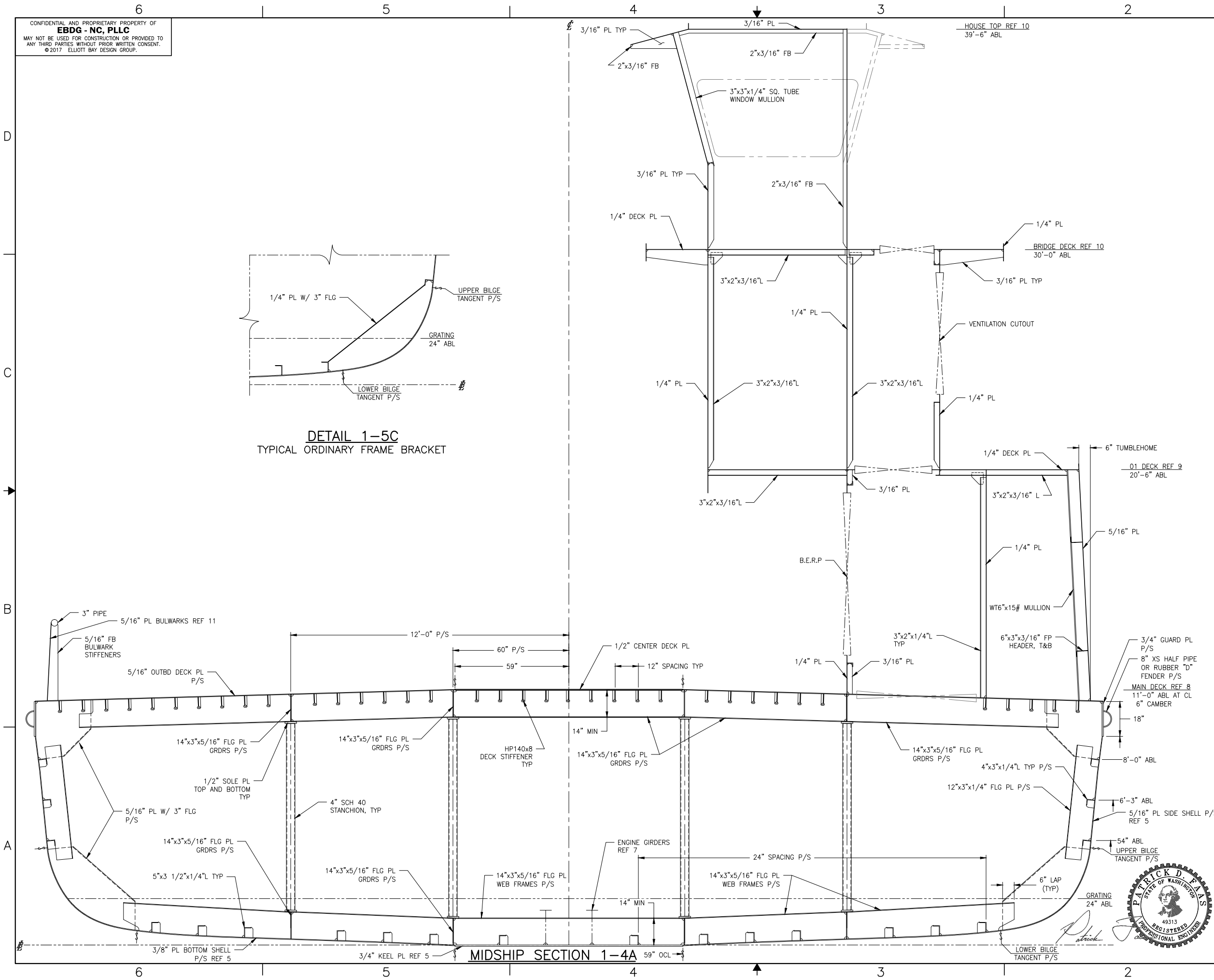


CLIENT
NORTH CAROLINA D.O.T.
 RALEIGH, NORTH CAROLINA


PROJECT
 NEW RIVER CLASS FERRY

TITLE
MIDSHIP SECTION

SIZE	D	DWG NO.	16101-200-120-1	REV	—
SCALE	1/2"=1'-0"	FILE NAME	16101-200-120-1-	SHEET	1 OF 1
DWN	JPC	MOD	ZDL	CHK	PDF
APVD	PDF	APVD DATE	7/27/2017		



DETAIL 1-5C
 TYPICAL ORDINARY FRAME BRACKET



7/27/2017 7:10:56 PM