


**This electronic collection of documents is provided
for the convenience of the user
and is Not a Certified Document –**

**The documents contained herein were originally issued
and sealed by the individuals whose names and license
numbers appear on each page, on the dates appearing
with their signature on that page.**

**This file or an individual page
shall not be considered a certified document.**


STATE OF NORTH CAROLINA
DEPARTMENT OF TRANSPORTATION

TIP NO.	SHEET NO.
U-5935	SIGN-1

APPROVED: 
DATE: 7/12/2017



DOCUMENT NOT CONSIDERED FINAL UNLESS ALL SIGNATURES COMPLETED



**SIGNING PLAN
WILSON COUNTY**

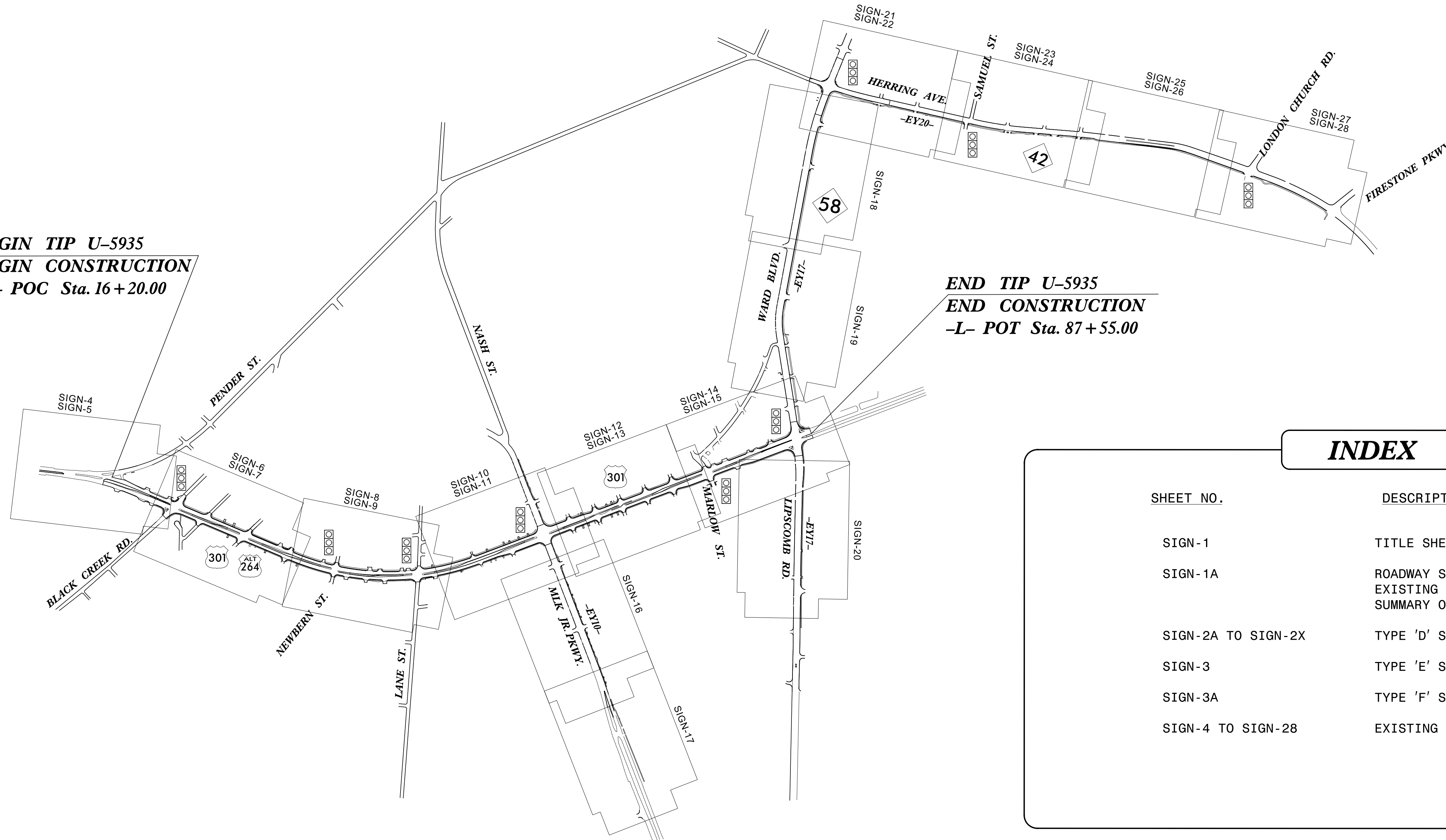
LOCATION: US 301 FROM PENDER ST. TO LIPSCOMB RD.,
NC 58 (WARD BLVD.) FROM US 301 TO NC 42 (HERRING AVE.),
NC 42 (HERRING AVE.) FROM WARD BLVD. TO FIRESTONE PKWY.

T.I.P.: U-5935

CONTRACT: C203975

BEGIN TIP U-5935
BEGIN CONSTRUCTION
-L- POC Sta. 16+20.00

END TIP U-5935
END CONSTRUCTION
-L- POT Sta. 87+55.00



INDEX

SHEET NO.	DESCRIPTION
SIGN-1	TITLE SHEET
SIGN-1A	ROADWAY STDS, GENERAL NOTES, EXISTING SIGNING NOTES, SIGN NUMBERING, SUMMARY OF QUANTITIES
SIGN-2A TO SIGN-2X	TYPE 'D' SIGNS
SIGN-3	TYPE 'E' SIGNS
SIGN-3A	TYPE 'F' SIGNS
SIGN-4 TO SIGN-28	EXISTING AND PROPOSED SIGNS

PLAN PREPARED BY: MICHAEL BAKER INTERNATIONAL

GEORGE M. KARAGEORGE, PE
TRAFFIC ENGINEER-NC OPERATIONS

BIRGIT MACKENZIE
TRANSPORTATION DESIGNER

Michael Baker

INTERNATIONAL
8000 Regency Parkway, Suite 600,
Cary, NC 27518
Phone: (919) 463-5488
MBAKERINTL.COM
PROFESSIONAL CORPORATION
LICENSE NO. F-1084


ROADWAY STANDARD DRAWING

THE FOLLOWING ROADWAY STANDARDS AS APPEAR IN "ROADWAY STANDARD DRAWINGS" - PROJECT SERVICES UNIT - N.C. DEPARTMENT OF TRANSPORTATION - RALEIGH, N.C., DATED JANUARY 2012 ARE APPLICABLE TO THIS PROJECT AND BY REFERENCE HEREBY ARE CONSIDERED A PART OF THESE PLANS:

STD. NO.	TITLE
901.50	ARROWS AND SHIELDS
901.70	SIGN STRINGERS AND SUPPORT SPACING
904.10	ORIENTATION OF GROUND MOUNTED SIGNS
904.50	MOUNTING OF TYPE 'D', 'E' AND 'F' SIGNS ON 'U' CHANNEL POSTS

GENERAL NOTES

- . ALL SIGNS FURNISHED BY CONTRACTOR
- . ALL TYPE 'D' SIGNS SHALL BE MOUNTED ON TWO U-CHANNEL POSTS UNLESS OTHERWISE INDICATED ON THE PLANS.
- . IF REMOVAL OR RELOCATION OF SIGNS ON PRIVATE STREET (NON-STATE MAINTAINED) IS REQUIRED DUE TO CONSTRUCTION, THE CONTRACTOR SHALL INFORM THE ENGINEER. THE WORK WILL BE COMPLETED BY OTHERS.
- . WHEN NOT STATIONED OR DIMENSIONED ON PLANS, ALL 'E' AND 'F' SIGNS SHALL BE FIELD LOCATED BY THE ENGINEER.
- . ALL EXISTING REGULATORY, WARNING AND GUIDE SIGNS WITHIN THE PROJECT LIMITS WHICH ARE NOT NOTED TO BE RETAINED OR REMOVED & RESET, SHALL BE DISPOSED OF BY THE CONTRACTOR.
- . WHEN EXISTING SIGNS ARE REMOVED AND INSTALLED ON NEW SUPPORTS, THE RE-ERECTION SHALL IMMEDIATELY FOLLOW THE REMOVAL.
- . THE BACKGROUND FOR TYPE E & F SIGNS SHALL BE TYPE C REFLECTIVE SHEETING.
- . ALL U-POSTS SHALL BE DRIVEN TO THE REQUIRED DEPTH (PER STD. SPEC. SECTION 903 (D)(1)). AUGERING WILL NOT BE ALLOWED.
- . SEE ROADWAY PLANS FOR GUARD/GUIDE RAIL DETAILS.

PROJECT REFERENCE NO. U-5935	SHEET NO. SIGN-1A
	
DOCUMENT NOT CONSIDERED FINAL UNLESS ALL SIGNATURES COMPLETED	
	

SUMMARY OF QUANTITIES

ITEM NO.		ITEM DESCRIPTION	QUANTITY	UNIT
DESC. NO.	SECT. NO.			
4025000000-E	904	CONTRACTOR FURNISHED, TYPE D SIGN	355.25	SF
4025000000-E	905	CONTRACTOR FURNISHED, TYPE E SIGN	130.19	SF
4025000000-E	906	CONTRACTOR FURNISHED, TYPE F SIGN	397.13	SF
4072000000-E	903	SUPPORTS, 3-LB STEEL U-CHANNEL	4324.13	LF
4096000000-N	904	SIGN ERECTION, TYPE D	28	EA
4102000000-N	904	SIGN ERECTION, TYPE E	130	EA
4108000000-N	904	SIGN ERECTION, TYPE F	20	EA
4116100000-N	905	SIGN ERECTION, RELOCATE, TYPE 'D' (GROUND MOUNTED)	8	EA
4116100000-N	906	SIGN ERECTION, RELOCATE, TYPE 'E' (GROUND MOUNTED)	23	EA
4116100000-N	907	SIGN ERECTION, RELOCATE, TYPE 'F' (GROUND MOUNTED)	1	EA
4141000000-N	907	DISPOSAL OF SUPPORT, WOOD	4	EA
4155000000-N	907	DISPOSAL OF SIGN SYSTEM, U-CHANNEL	116	EA
4158000000-N	907	DISPOSAL OF SIGN SYSTEM, WOOD	23	EA
4192000000-N	907	DISPOSAL OF SUPPORT, U-CHANNEL	24	EA
4238000000-N	907	DISPOSAL OF SIGN, D, E OR F	4	EA

SIGN NUMBERING

NEW SIGNS

TYPE D SIGNS.....300 SERIES
 TYPE E SIGNS.....400 SERIES
 TYPE F SIGNS.....500 SERIES

EXISTING SIGNS

GROUND MOUNTED SIGNS RELOCATED TO NEW SUPPORTS.....900 SERIES

EXISTING SIGNING NOTES

- 1 DISPOSAL OF SIGN SYSTEM, U-CHANNEL
- 2 DISPOSAL OF SIGN SYSTEM, WOOD
- 3 SIGN ERECTION, RELOCATE SIGN TYPE D
- 4 SIGN ERECTION, RELOCATE SIGN TYPE E
- 5 SIGN ERECTION, RELOCATE SIGN TYPE F
- 6 DISPOSAL OF SUPPORT, U-CHANNEL
- 7 DISPOSAL OF SUPPORT, WOOD
- 8 DISPOSAL OF SIGN D, E, F

ROADWAY STD DRAWINGS
GENERAL NOTES
EXISTING SIGN NOTES
SIGN NUMBERING
SUMMARY OF QUANTITIES



DOCUMENT NOT CONSIDERED FINAL
UNLESS ALL SIGNATURES COMPLETED



SIGN NUMBER: 301
TYPE: D
QUANTITY: 1
SIGN WIDTH: 5'-6"
HEIGHT: 2'-6"
TOTAL AREA: 13.8 Sq.Ft.

BACKG COLOR: Green
COPY COLOR: White

SYMBOL	X	Y	WID	HT
AR_Type D	7.7	19.3	6	9
AR_Type D	7.7	4.7	6	9

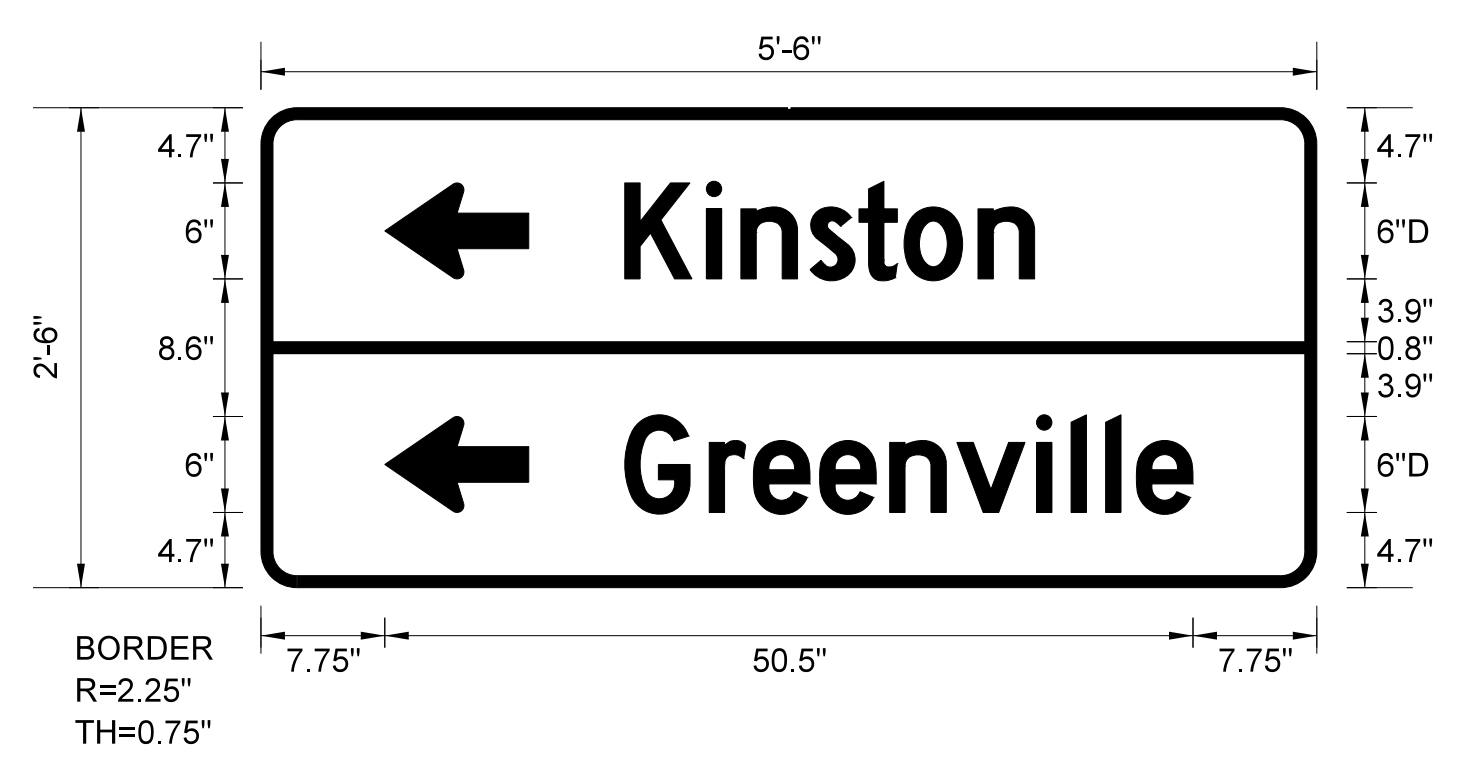
BORDER TYPE: FLUSH
RECESS: 0"
WIDTH: 0.75"
RADII: 2.25"

NO. Z BARS: **MAT'L:** 0.125" (3.2 mm) ALUMINUM
LENGTH:

DESIGN BY: GK
PROJECT ID: U-5935

CHECKED BY: GK
LOCATION: US 301

DATE: Jun 08, 2017
DIV: 4



USE NOTES: 1,2

- Legend and border(except those that are colored black) shall be direct applied Grade C sheeting.
- Background shall be Grade C reflective sheeting.

MOUNT ON 2 U-POSTS

Spacing Factor is 1 unless specified otherwise

LETTER POSITIONS

Letter spacings are to start of next letter													Series/Size	
													Text Length	
		K	i	n	s	t	o	n						D 2000
22.7	5.1	2.2	4.3	3.1	2.8	4.6	3.5	17.6						25.6
		G	r	e	e	n	v	i	l	l	e			D 2000
22.7	5.3	2.8	4.1	4.4	4.2	5	2.2	2.2	1.9	3.5	7.7			35.5

FILENAME: GuidSign_BASE

NORTH CAROLINA D.O.T. SIGN DETAIL

7/10/2017 R:\Triffle\Signing\CADD\Signing Layout Plans\PLAN SHEETS\U-5935_SIGN_psh_02.dgn User:bjrjft,mackenzie

TYPE "D" SIGNS

PROJECT REFERENCE NO.	SHEET NO.
U-5935	SIGN-2D



DOCUMENT NOT CONSIDERED FINAL
UNLESS ALL SIGNATURES COMPLETED



SIGN NUMBER: 305
TYPE: D
QUANTITY: 1

SIGN WIDTH: 8'-0"
HEIGHT: 2'-6"
TOTAL AREA: 20.0 Sq.Ft.

BORDER TYPE: FLUSH
RECESS: 0"
WIDTH: 0.75"
RADII: 2.25"

NO. Z BARS:
LENGTH:

BACKG COLOR: Brown
COPY COLOR: White

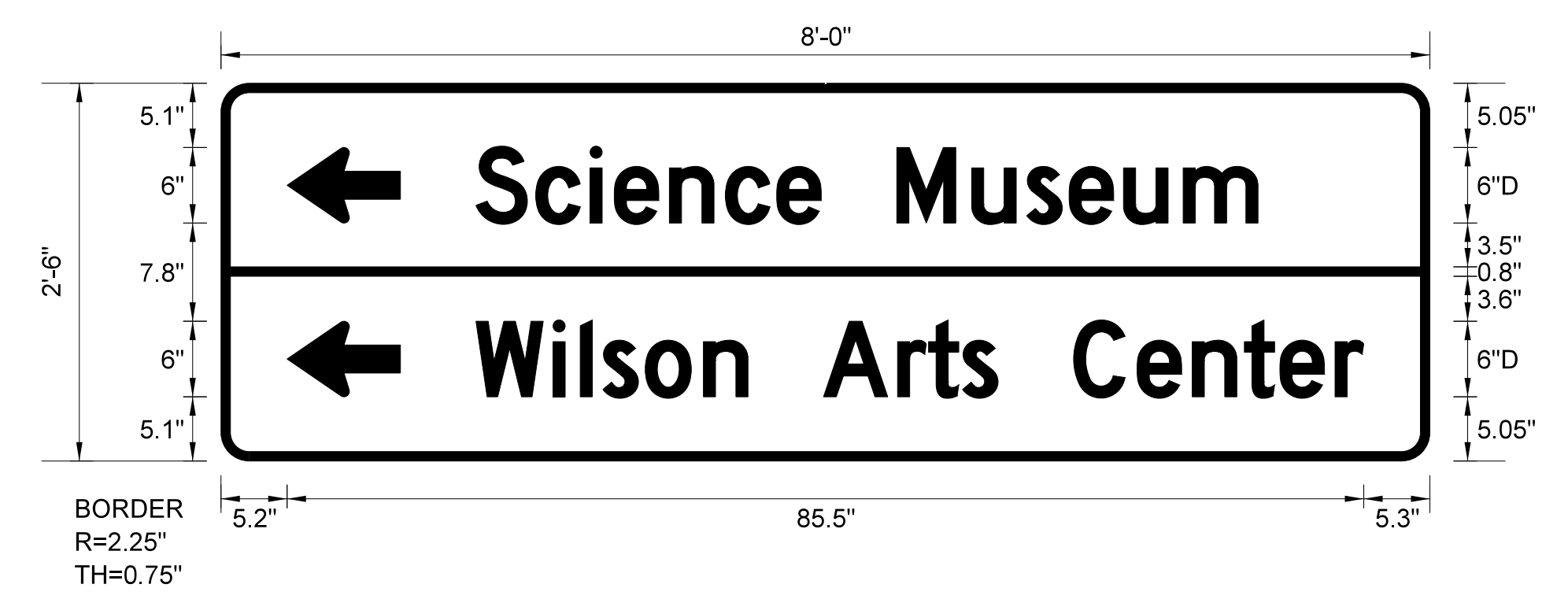
SYMBOL	X	Y	WID	HT
AR_Type D	5.2	18.9	6	9
AR_Type D	5.2	5.1	6	9

MAT'L: 0.125" (3.2 mm) ALUMINUM

DESIGN BY: GK
PROJECT ID: U-5935

CHECKED BY: GK
LOCATION: US 301

DATE: Jun 08, 2017
DIV: 4



USE NOTES: 1,2

- Legend and border(except those that are colored black) shall be direct applied Grade C sheeting.
- Background shall be Grade C reflective sheeting.

MOUNT ON 2 U-POSTS

Spacing Factor is 1 unless specified otherwise

LETTER POSITIONS

Letter spacings are to start of next letter																				Series/Size	
																				Text Length	
	S	c	i	e	n	c	e		M	u	s	e	u	m							D 2000
20.3	4.7	4.3	1.9	4.4	4.4	4.1	3.5	6	5.9	4.4	3.4	4.3	4.7	5.9	13.6						62.1
	W	i	l	s	o	n		A	r	t	s		C	e	n	t	e	r			D 2000
20.3	6.1	2.2	1.8	3.4	4.6	3.5	6	5.9	2.5	2.7	2.8	6	5	4.4	4.1	2.8	4.4	2.3	5.3		70.5

FILENAME: GuidSign_BASE

NORTH CAROLINA D.O.T. SIGN DETAIL

7/10/2017 R:\Triffle\Signing\CADD\Signing Layout Plans\PLAN SHEETS\U-5935_SIGN.psh_02D.dgn User:bjrjt,mackenzie

TYPE "D" SIGNS



DOCUMENT NOT CONSIDERED FINAL UNLESS ALL SIGNATURES COMPLETED



SIGN NUMBER: 307
TYPE: D
QUANTITY: 1

BACKG COLOR: Brown
COPY COLOR: White

SYMBOL	X	Y	WID	HT
AR_Type D	81.6	19.1	6	9
AR_Type D	81.6	5	6	9

SIGN WIDTH: 8'-0"
HEIGHT: 2'-6"
TOTAL AREA: 20.0 Sq.Ft.

BORDER TYPE: FLUSH
RECESS: 0"
WIDTH: 0.75"
RADII: 2.25"

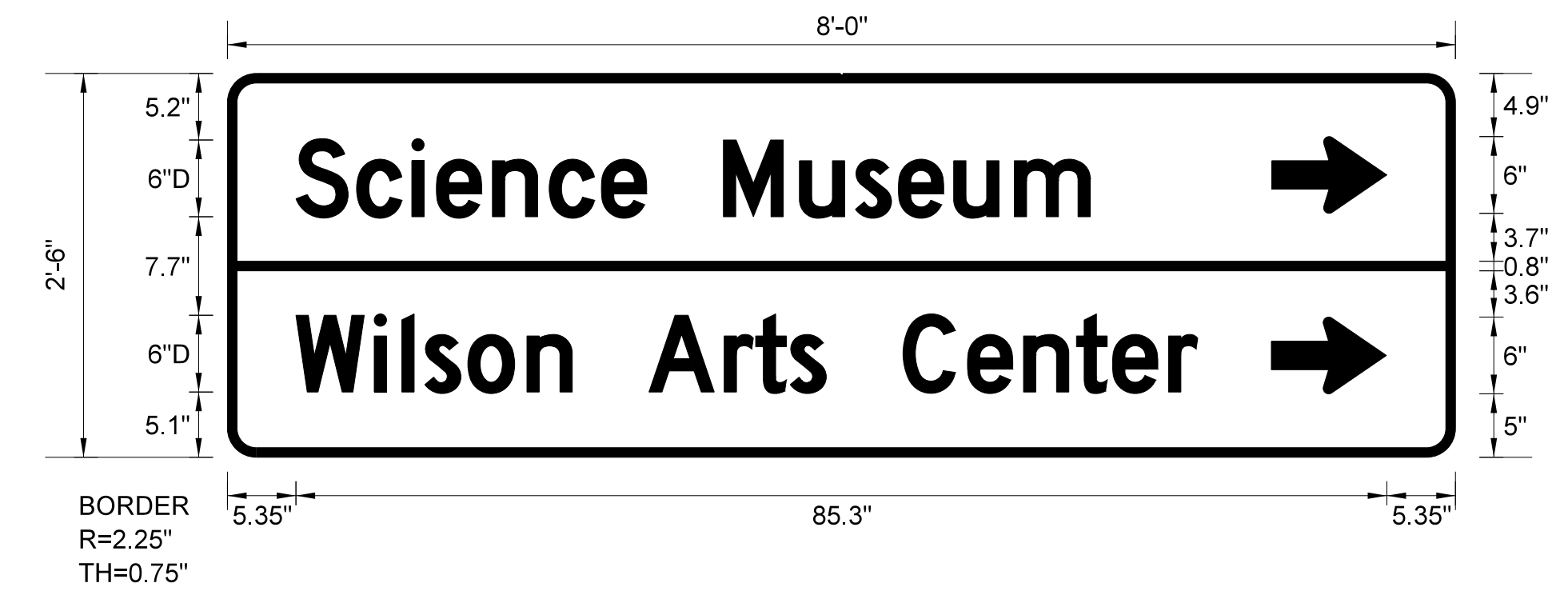
NO. Z BARS:
LENGTH:

MAT'L: 0.125" (3.2 mm) ALUMINUM

DESIGN BY: GK
PROJECT ID: U-5935

CHECKED BY: GK
LOCATION: US 301

Jun 09, 2017
DIV: 4



USE NOTES: 1,2

- Legend and border (except those that are colored black) shall be direct applied Grade C sheeting.
- Background shall be Grade C reflective sheeting.

MOUNT ON 2 U-POSTS

Spacing Factor is 1 unless specified otherwise

LETTER POSITIONS


Letter spacings are to start of next letter																				Series/Size	
																				Text Length	
	S	c	i	e	n	c	e		M	u	s	e	u	m							D 2000
5.4	4.7	4.3	1.9	4.4	4.4	4.1	3.5	6	5.9	4.4	3.4	4.3	4.7	5.9	28.5						62.1
	W	i	l	s	o	n		A	r	t	s		C	e	n	t	e	r			D 2000
5.4	6.1	2.2	1.8	3.4	4.6	3.5	6	5.9	2.5	2.7	2.8	6	5	4.4	4.1	2.8	4.4	2.3	20.1		70.5

FILENAME: GuidSign_BASE

NORTH CAROLINA D.O.T. SIGN DETAIL

7/10/2017 R:\Triffle\Signing\CADD\Signing Layout Plans\PLAN SHEETS\U-5935\SIGN_psh_02F.dgn User:brigt.mackenzie

TYPE "D" SIGNS



DOCUMENT NOT CONSIDERED FINAL
UNLESS ALL SIGNATURES COMPLETED



SIGN NUMBER: 310
TYPE: D
QUANTITY: 1

SIGN WIDTH: 3'-0"
HEIGHT: 3'-6"
TOTAL AREA: 10.5 Sq.Ft.

BORDER TYPE: FLUSH
RECESS: 0"
WIDTH: 0.5"
RADII: 2.75"

NO. Z BARS:
LENGTH:

BACKG COLOR: Brown
COPY COLOR: White

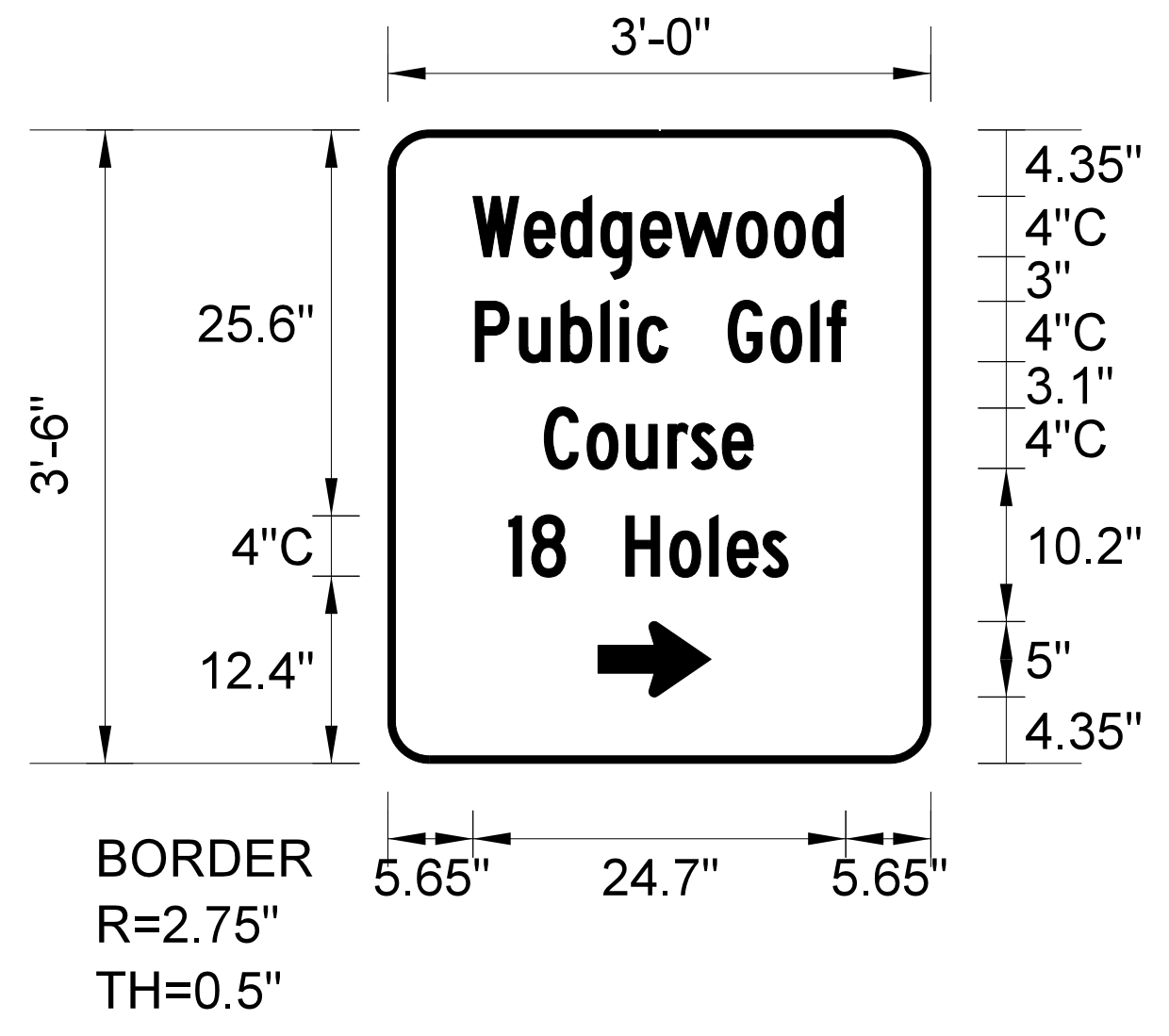
SYMBOL	X	Y	WID	HT
AR_Type D	13.9	4.4	5	7.5

MAT'L: 0.125" (3.2 mm) ALUMINUM

DESIGN BY: GK
PROJECT ID: U-5935

CHECKED BY: GK
LOCATION: US 301

DATE: Jun 08, 2017
DIV: 4



MOUNT ON 1 U-POST

Spacing Factor is 1 unless specified otherwise

LETTER POSITIONS


Letter spacings are to start of next letter													Series/Size		
		W	e	d	g	e	w	o	o	d				Text Length	
	5.6	3.4	2.4	2.6	2.6	2.3	4.1	2.5	2.5	2	5.8				C 2000 24.6
	5.8	2.9	2.8	2.6	1.3	1.2	2	4	2.8	2.6	1.1	1.2	5.6		C 2000 24.6
	10.4	2.8	2.6	2.8	1.6	2	2	11.8							C 2000 13.8
	8	1.5	2.2	4	2.9	2.6	1.2	2.4	1.7	9.5					C 2000 18.5

FILENAME: GuidSign_BASE

NORTH CAROLINA D.O.T. SIGN DETAIL

7/10/2017 R:\Triffle\Signing\CADD\Signing Layout Plans\PLAN SHEETS\U-5935_SIGN_psh_021.dgn User:brigt-mackenzie

TYPE "D" SIGNS



DOCUMENT NOT CONSIDERED FINAL
UNLESS ALL SIGNATURES COMPLETED



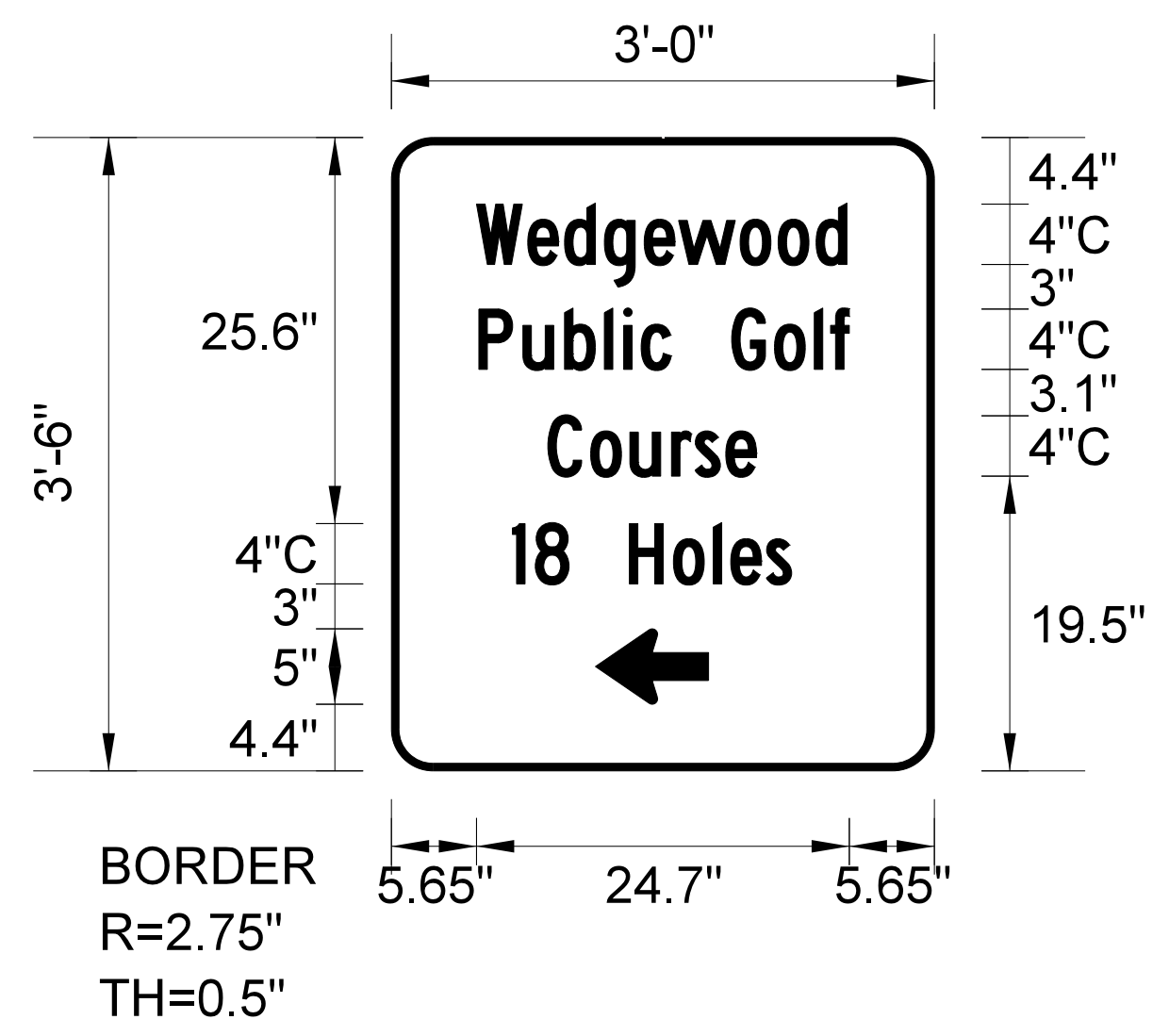
SIGN NUMBER: 311
TYPE: D
QUANTITY: 1
SIGN WIDTH: 3'-0"
HEIGHT: 3'-6"
TOTAL AREA: 10.5 Sq.Ft.
BORDER TYPE: FLUSH
RECESS: 0"
WIDTH: 0.5"
RADII: 2.75"
NO. Z BARS:
LENGTH:

BACKG COLOR: Brown
COPY COLOR: White

SYMBOL	X	Y	WID	HT
AR_Type D	13.5	4.4	5	7.5

MAT'L: 0.125" (3.2 mm) ALUMINUM

DESIGN BY: GK
PROJECT ID: U-5935
CHECKED BY: GK
LOCATION: US 301
DATE: Jun 08, 2017
DIV: 4



MOUNT ON 1 U-POST

Spacing Factor is 1 unless specified otherwise

- USE NOTES:** 1,2
- Legend and border(except those that are colored black) shall be direct applied Grade C sheeting.
 - Background shall be Grade C reflective sheeting.

LETTER POSITIONS


Letter spacings are to start of next letter													Series/Size		
		W	e	d	g	e	w	o	o	d				Text Length	
	5.6	3.4	2.4	2.6	2.6	2.3	4.1	2.5	2.5	2	5.8				C 2000 24.6
	5.8	2.9	2.8	2.6	1.3	1.2	2	4	2.8	2.6	1.1	1.2	5.6		C 2000 24.6
	10.4	2.8	2.6	2.8	1.6	2	2	11.8							C 2000 13.8
	8	1.5	2.2	4	2.9	2.6	1.2	2.4	1.7	9.5					C 2000 18.5

FILENAME: GuidSign_BASE

NORTH CAROLINA D.O.T. SIGN DETAIL

7/10/2017 R:\Triffle\Signing\CADD\Signing Layout Plans\PLAN SHEETS\U-5935_SIGN_psh_02.dgn User:brigt.mackenzie

TYPE "D" SIGNS



DOCUMENT NOT CONSIDERED FINAL
UNLESS ALL SIGNATURES COMPLETED

Michael Baker
INTERNATIONAL

SIGN NUMBER: 322
TYPE: D
QUANTITY: 2
SIGN WIDTH: 6'-0"
HEIGHT: 2'-6"
TOTAL AREA: 15.0 Sq.Ft.

BACKG COLOR: Green
COPY COLOR: White

SYMBOL	X	Y	WID	HT
AR_Type D	5.7	18.1	6	9

MAT'L: 0.125" (3.2 mm) ALUMINUM

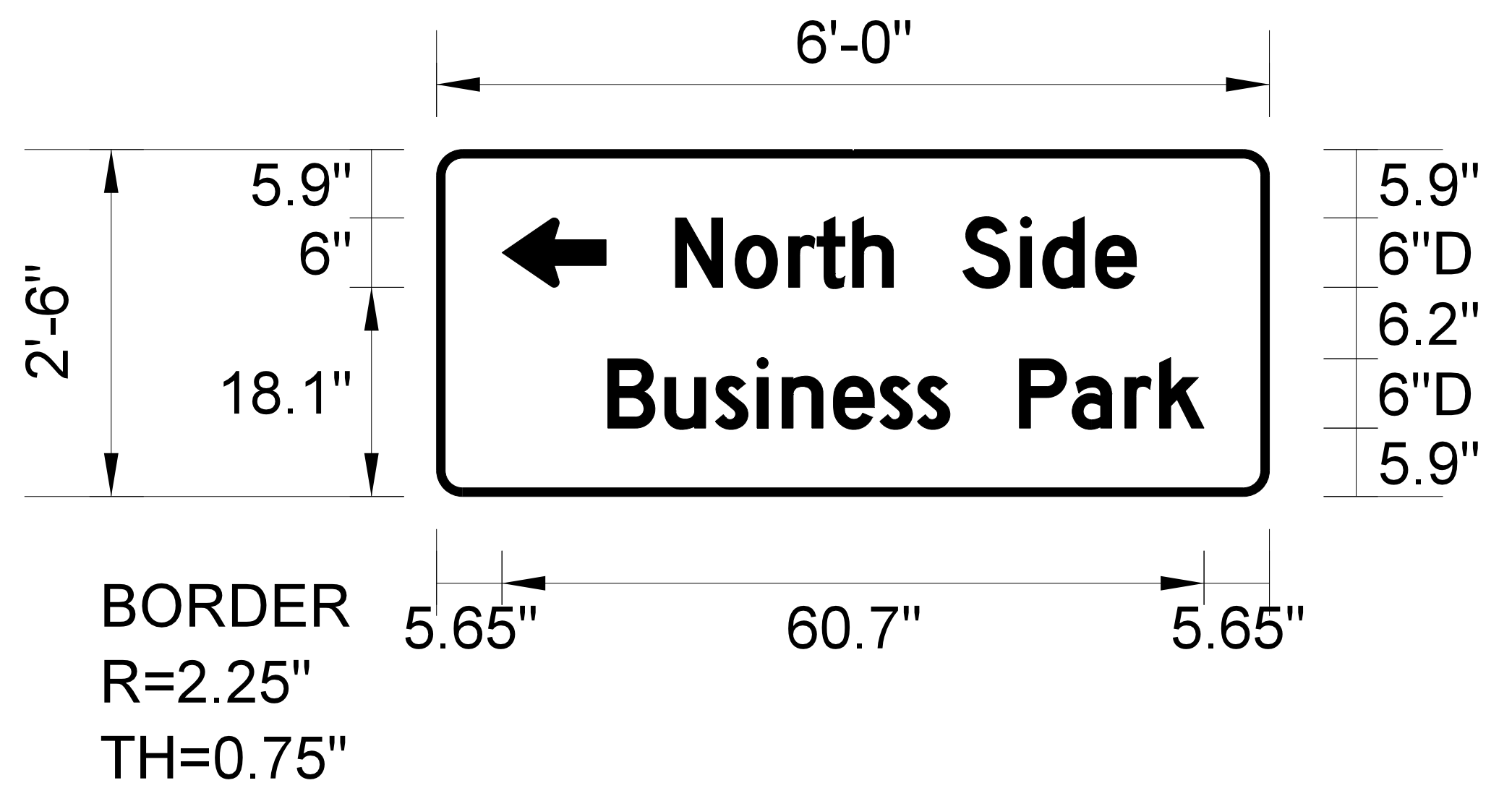
BORDER TYPE: FLUSH
RECESS: 0"
WIDTH: 0.75"
RADII: 2.25"

NO. Z BARS:
LENGTH:

DESIGN BY: GK
PROJECT ID: U-5935

CHECKED BY: GK
LOCATION: HERRING

DATE: Jun 08, 2017
DIV: 4



MOUNT ON 2 U-POSTS

Spacing Factor is 1 unless specified otherwise

- USE NOTES:** 1,2
- Legend and border(except those that are colored black) shall be direct applied Grade C sheeting.
 - Background shall be Grade C reflective sheeting.

LETTER POSITIONS

Letter spacings are to start of next letter																	Series/Size
																	Text Length
	N	o	r	t	h	S	i	d	e								D 2000
20.7	5.2	4.6	2.5	3.1	3.5	6	5	1.9	4.6	3.5	11.5						39.8
	B	u	s	i	n	e	s	s	P	a	r	k					D 2000
14.8	4.9	4.4	3.6	2.2	4.4	4	3.2	2.8	6	4.6	4.6	3	3.8	5.7			51.5

FILENAME: GuidSign_BASE

NORTH CAROLINA D.O.T. SIGN DETAIL

7/10/2017 R:\Tr\office\Signing\CADD\Signing Layout Plans\PLAN SHEETS\U-5935_SIGN.psh_02U.dgn User:brigt-mackenzie

TYPE "D" SIGNS



DOCUMENT NOT CONSIDERED FINAL
UNLESS ALL SIGNATURES COMPLETED

Michael Baker
INTERNATIONAL

SIGN NUMBER: 325
TYPE: D
QUANTITY: 1

BACKG COLOR: Green
COPY COLOR: White

SYMBOL	X	Y	WID	HT
AR_Type D	80.9	13.2	6	9

SIGN WIDTH: 8'-0"
HEIGHT: 2'-6"
TOTAL AREA: 20.0 Sq.Ft.

BORDER TYPE: FLUSH
RECESS: 0"
WIDTH: 0.75"
RADII: 2.25"

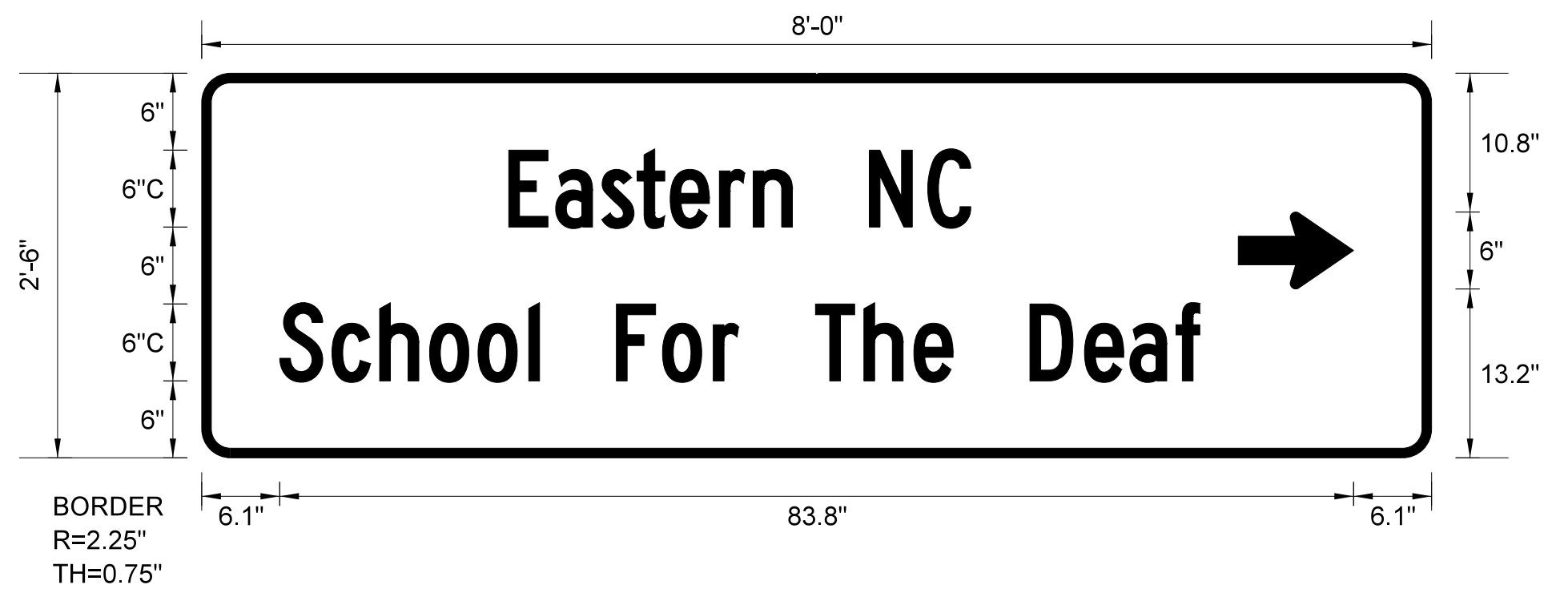
NO. Z BARS:
LENGTH:

MAT'L: 0.125" (3.2 mm) ALUMINUM

DESIGN BY: GK
PROJECT ID: U-5935

CHECKED BY: GK
LOCATION: MLK

DATE: Jun 09, 2017
DIV: 4



USE NOTES: 1,2

- Legend and border(except those that are colored black) shall be direct applied Grade C sheeting.
- Background shall be Grade C reflective sheeting.

MOUNT ON 2 U-POSTS

Spacing Factor is 1 unless specified otherwise

LETTER POSITIONS


Letter spacings are to start of next letter																				Series/Size		
	E	a	s	t	e	r	n	N	C												Text Length	
24	3.7	3.6	2.8	2.6	3.8	2.6	3.1	6	4.6	3.4	36										C 2000	
																					36.1	
	S	c	h	o	o	l		F	o	r		T	h	e		D	e	a	f		C 2000	
6.1	4.1	3.7	3.9	3.8	4	0.8	6	3.6	4	2	6	3.8	3.9	3.1	6	4.3	3.5	3.6	1.9	18.1	71.8	

FILENAME: GuidSign_BASE

NORTH CAROLINA D.O.T. SIGN DETAIL

7/10/2017 R:\Triffle\Signing\CADD\Signing Layout Plans\PLAN SHEETS\U-5935_SIGN.psh_02X.dgn User:brigt-mackenzie

TYPE "D" SIGNS




DocuSigned by:
George Karagooge
SEAL 042065
ENGINEER
GEORGE M. KARAGOOG
7/12/2017

Michael Baker
INTERNATIONAL

DOCUMENT NOT CONSIDERED FINAL
UNLESS ALL SIGNATURES COMPLETED

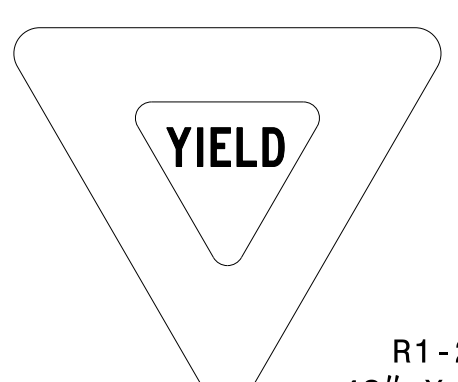
401 QUANTITY: 24



R1-1
36" X 36"

ONE "U" POST PER SIGN


402 QUANTITY: 2



R1-2
48" X 48"

TWO "U" POSTS PER SIGN


403 QUANTITY: 17



R4-7
24" X 30"

ONE "U" POST PER SIGN


404 QUANTITY: 17



OM1-3
18" X 18"

MOUNT BELOW SIGN 403
IN 17 INSTALLATIONS


405 QUANTITY: 7



R2-1
30" X 36"

ONE "U" POST PER SIGN


406 QUANTITY: 1



R2-1
30" X 36"

ONE "U" POST PER SIGN


407 QUANTITY: 5



R6-1L
54" X 18"

TWO "U" POSTS PER SIGN


408 QUANTITY: 21



R6-1R
36" X 12"

MOUNT ABOVE SIGN 401
IN 21 INSTALLATIONS


409 QUANTITY: 2



R6-1L
36" X 12"

MOUNT ABOVE SIGN 401
IN 2 INSTALLATIONS

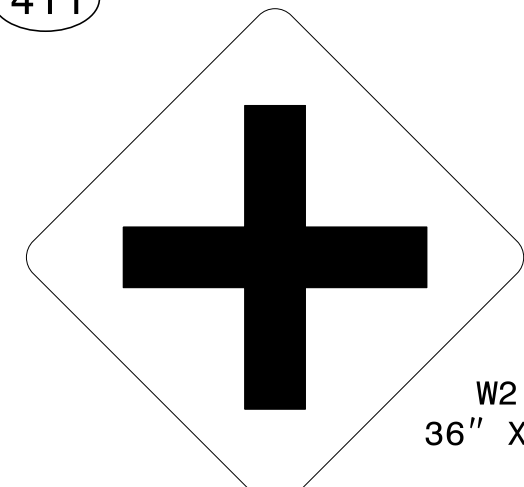
410 QUANTITY: 17



R6-1R
54" X 18"

TWO "U" POSTS PER SIGN

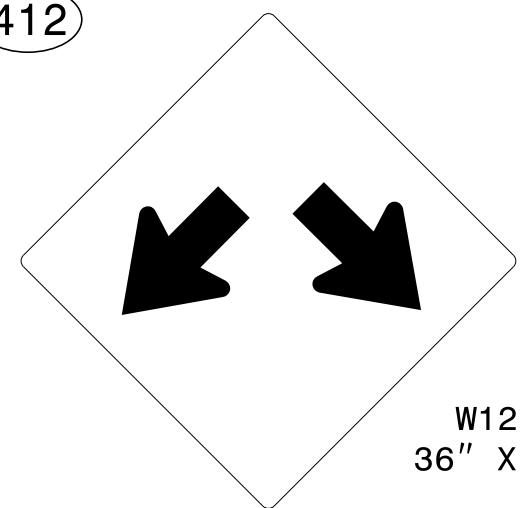
411 QUANTITY: 2



W2-1
36" X 36"

ONE "U" POST PER SIGN

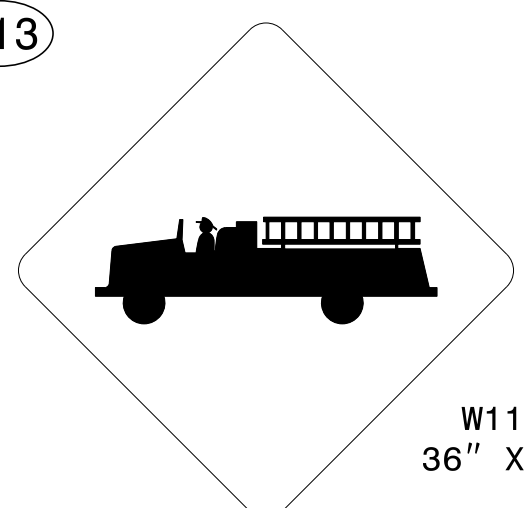
412 QUANTITY: 2



W12-1
36" X 36"

ONE "U" POST PER SIGN


413 QUANTITY: 2



W11-8
36" X 36"

ONE "U" POST PER SIGN


414 QUANTITY: 2



W11-12P
36" X 30"

MOUNT BELOW SIGN 413
IN 2 INSTALLATIONS


415 QUANTITY: 2



R5-1
36" X 36"

ONE "U" POST PER SIGN


416 QUANTITY: 1



R3-4
24" X 24"

MOUNT BELOW SIGN 415
IN 1 INSTALLATION


417 QUANTITY: 1



W4-1
36" X 36"

ONE "U" POST PER SIGN


418 QUANTITY: 2



S1-1
36" X 36"

ONE "U" POST PER SIGN


419 QUANTITY: 1



W16-9P
24" X 12"

MOUNT BELOW SIGN 418
IN 1 INSTALLATION


420 QUANTITY: 1



W16-7P
24" X 12"

MOUNT BELOW SIGN 418
IN 1 INSTALLATION

421 QUANTITY: 1



R5-2a
18" X 24"

ONE "U" POST PER SIGN

TYPE 'E' SIGNS

PROJECT REFERENCE NO.	SHEET NO.
U-5935	SIGN-3A
DOCUMENT NOT CONSIDERED FINAL UNLESS ALL SIGNATURES COMPLETED	

501

TWO "U" POSTS PER SIGN

502

TWO "U" POSTS PER SIGN

503

TWO "U" POSTS PER SIGN
TWO "U" POSTS PER SIGN

504

TWO "U" POSTS PER SIGN

505

TWO "U" POSTS PER SIGN

506

TWO "U" POSTS PER SIGN

507

TWO "U" POSTS PER SIGN

508

ONE "U" POST PER SIGN

509

ONE "U" POST PER SIGN

510

TWO "U" POSTS PER SIGN

511

ONE "U" POST PER SIGN

512

TWO "U" POSTS PER SIGN

513

TWO "U" POSTS PER SIGN

514

ONE "U" POST PER SIGN

515

TWO "U" POSTS PER SIGN

516

ONE "U" POST PER SIGN

517

TWO "U" POSTS PER SIGN

518

TWO "U" POSTS PER SIGN

519

TWO "U" POSTS PER SIGN

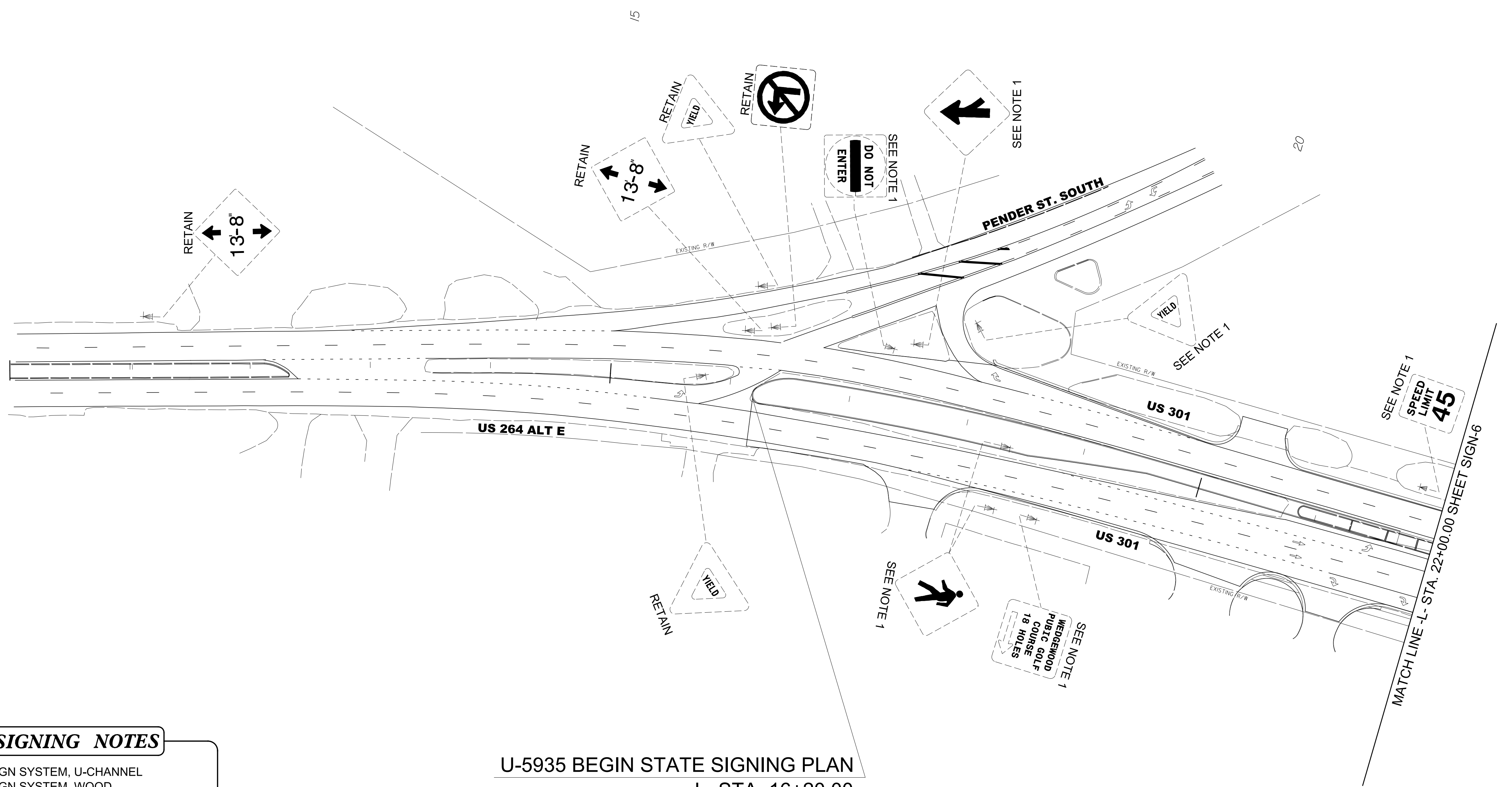
520

TO REPLACE EXISTING SIGN ON EXISTING SIGN SUPPORTS AT 2 LOCATIONS

7/10/2017 R:\Tr\office\Signing\CADD\Signing Layout Plans\PLAN SHEETS\U-5935_SIGN.psh_03A.dgn User:bjrjgt-mackenzie

TYPE 'F' SIGNS

PROJECT REFERENCE NO.	SHEET NO.
U-5935	SIGN-4
DOCUMENT NOT CONSIDERED FINAL UNLESS ALL SIGNATURES COMPLETED	



EXISTING SIGNING NOTES

- 1 DISPOSAL OF SIGN SYSTEM, U-CHANNEL
- 2 DISPOSAL OF SIGN SYSTEM, WOOD
- 3 SIGN ERECTION, RELOCATE SIGN TYPE D
- 4 SIGN ERECTION, RELOCATE SIGN TYPE E
- 5 SIGN ERECTION, RELOCATE SIGN TYPE F
- 6 DISPOSAL OF SUPPORT, U-CHANNEL
- 7 DISPOSAL OF SUPPORT, WOOD
- 8 DISPOSAL OF SIGN D, E, F

U-5935 BEGIN STATE SIGNING PLAN
-L- STA. 16+20.00

EXISTING SIGNS
-L- STA. 10+00 TO 20+00

7/10/2017
 R:\Tr\office\Signing\CADD\Signing Layout\ Plans\PLAN SHEETS\U-5935_SIGN.psh_04.dgn
 User: bjr-git-mackenzie

PROJECT REFERENCE NO.	SHEET NO.
U-5935	SIGN-5

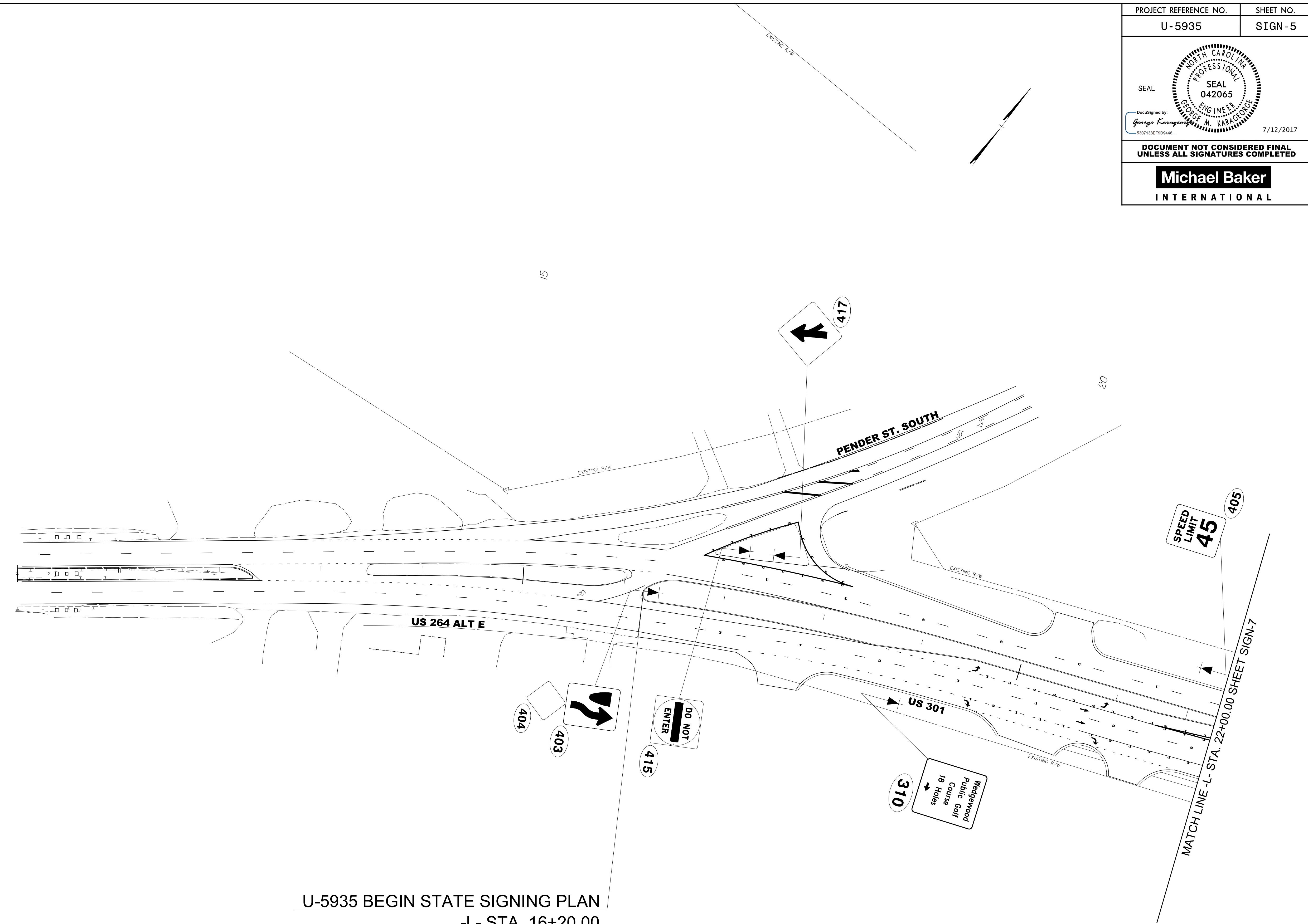
SEAL

DocuSigned by:
George Karageorge
5307138EFD0446

7/12/2017

DOCUMENT NOT CONSIDERED FINAL UNLESS ALL SIGNATURES COMPLETED

Michael Baker
INTERNATIONAL

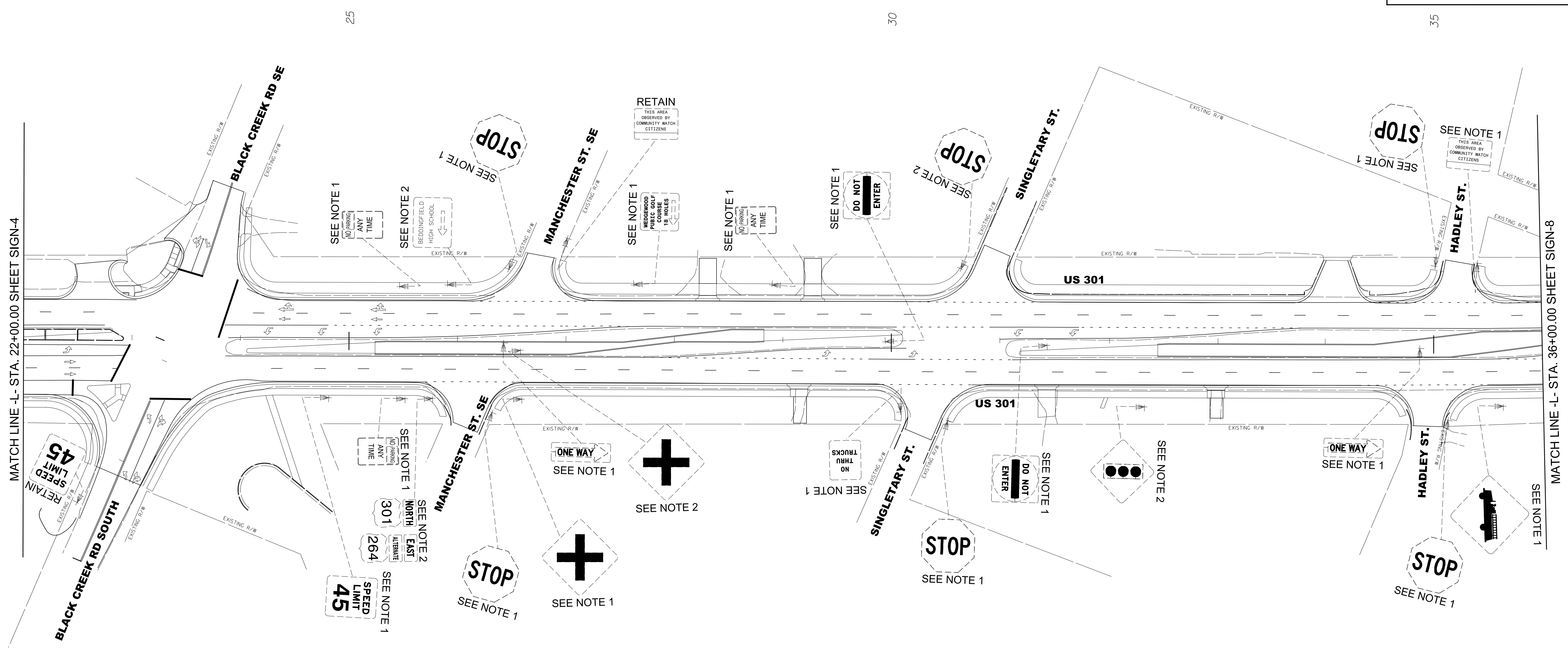


U-5935 BEGIN STATE SIGNING PLAN
-L- STA. 16+20.00

PROPOSED SIGNS
-L- STA. 10+00 TO 22+00

7/10/2017
R:\Tr\office\Signing\CADD\Signing Layout Plans\PLAN SHEETS\U-5935\U-5935-ps-h_05.dgn
User:bjr-gjt-mackenzie

PROJECT REFERENCE NO. U-5935	SHEET NO. SIGN-6
7/12/2017	
DOCUMENT NOT CONSIDERED FINAL UNLESS ALL SIGNATURES COMPLETED	



MATCH LINE -L- STA. 22+00.00 SHEET SIGN-4

MATCH LINE -L- STA. 36+00.00 SHEET SIGN-8

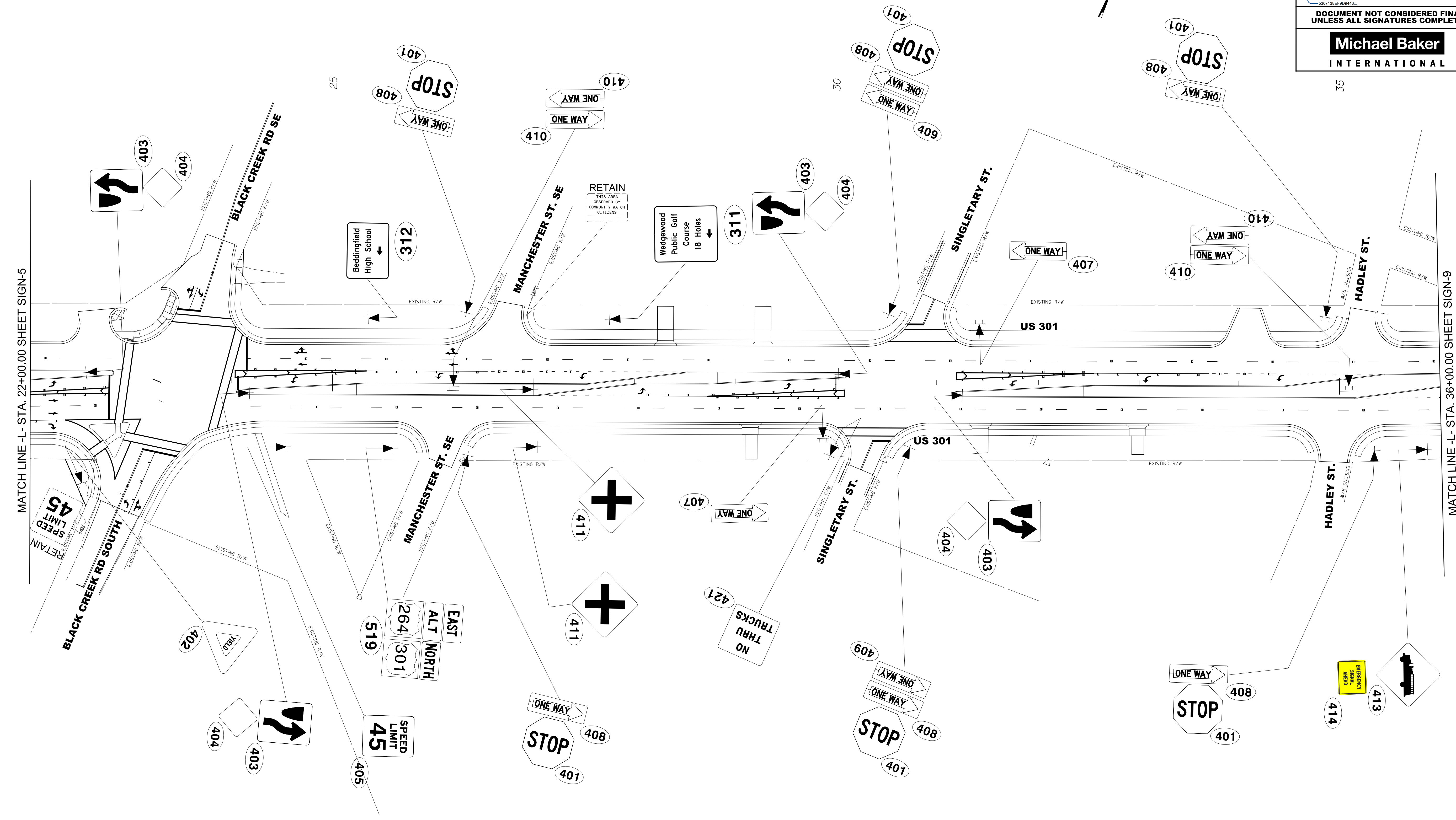
EXISTING SIGNING NOTES

- 1 DISPOSAL OF SIGN SYSTEM, U-CHANNEL
- 2 DISPOSAL OF SIGN SYSTEM, WOOD
- 3 SIGN ERECTION, RELOCATE SIGN TYPE D
- 4 SIGN ERECTION, RELOCATE SIGN TYPE E
- 5 SIGN ERECTION, RELOCATE SIGN TYPE F
- 6 DISPOSAL OF SUPPORT, U-CHANNEL
- 7 DISPOSAL OF SUPPORT, WOOD
- 8 DISPOSAL OF SIGN D, E, F

EXISTING SIGNS
-L- STA. 22+00 TO 36+00

7/10/2017
 R:\Tr\office\Signing\CADD\Signing Layout Plans\PLAN SHEETS\U-5935_SIGN.psh_06.dgn
 User:brigit-mackenzie

PROJECT REFERENCE NO. U-5935	SHEET NO. SIGN-7
DOCUMENT NOT CONSIDERED FINAL UNLESS ALL SIGNATURES COMPLETED	
Michael Baker INTERNATIONAL	




MATCH LINE -L- STA. 22+00.00 SHEET SIGN-5

MATCH LINE -L- STA. 36+00.00 SHEET SIGN-9

PROPOSED SIGNS
-L- STA. 22+00 TO 36+00

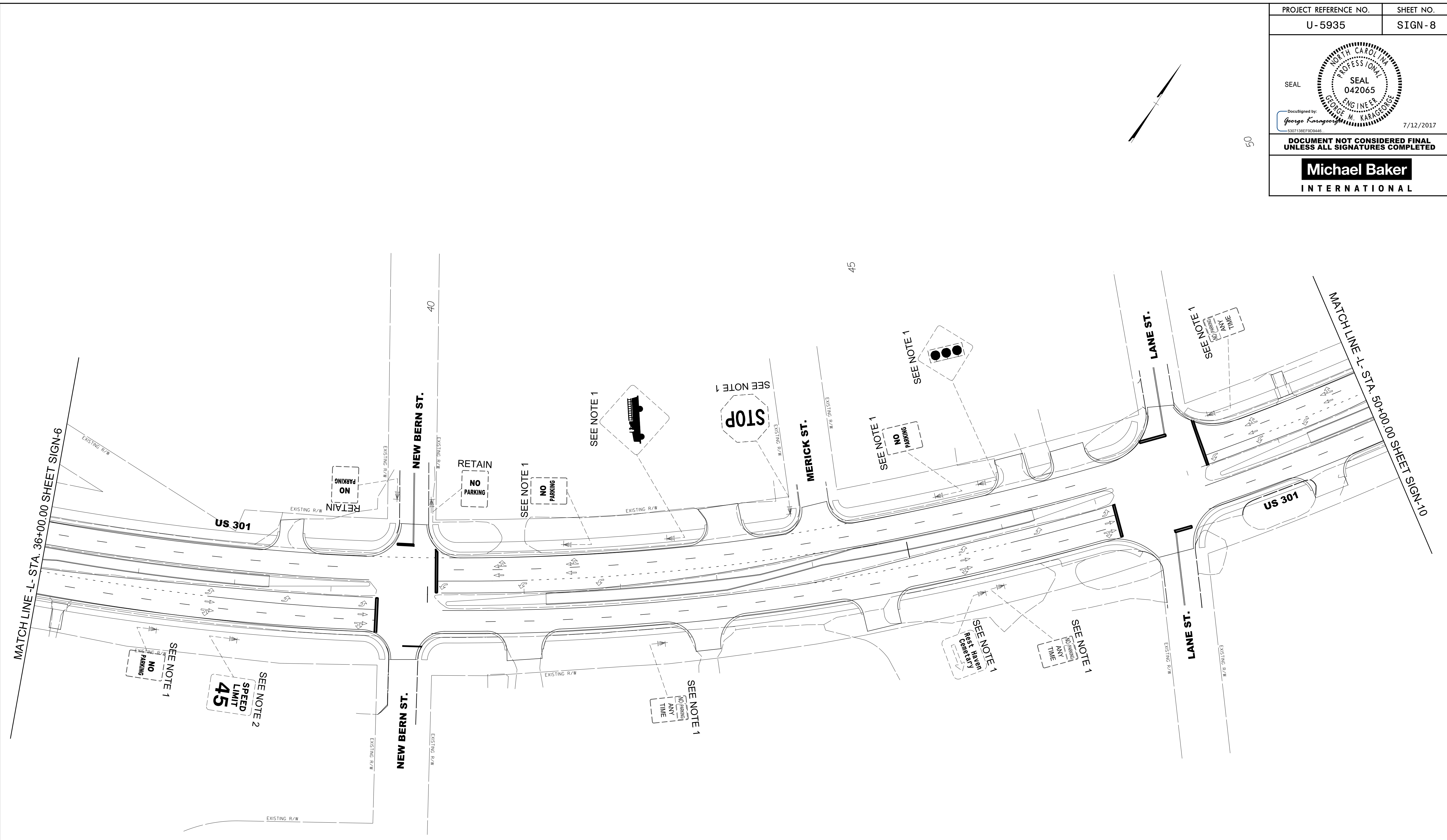
7/10/2017
R:\Tr\office\Signing\CADD\Signing Layout Plans\PLAN SHEETS\U-5935_SIGN-psht_07.dgn
User:brigitte.mackenzie



DOCUMENT NOT CONSIDERED FINAL UNLESS ALL SIGNATURES COMPLETED

Michael Baker
INTERNATIONAL

7/10/2017
R:\Triffic\Signing\CADD\Signing Layout Plans\PLAN SHEETS\U-5935_SIGN.psh_08.dgn
User: btrglt-mackenzie



- EXISTING SIGNING NOTES**
- 1 DISPOSAL OF SIGN SYSTEM, U-CHANNEL
 - 2 DISPOSAL OF SIGN SYSTEM, WOOD
 - 3 SIGN ERECTION, RELOCATE SIGN TYPE D
 - 4 SIGN ERECTION, RELOCATE SIGN TYPE E
 - 5 SIGN ERECTION, RELOCATE SIGN TYPE F
 - 6 DISPOSAL OF SUPPORT, U-CHANNEL
 - 7 DISPOSAL OF SUPPORT, WOOD
 - 8 DISPOSAL OF SIGN D, E, F

EXISTING SIGNS
-L- STA. 36+00 TO 50+00

SEAL

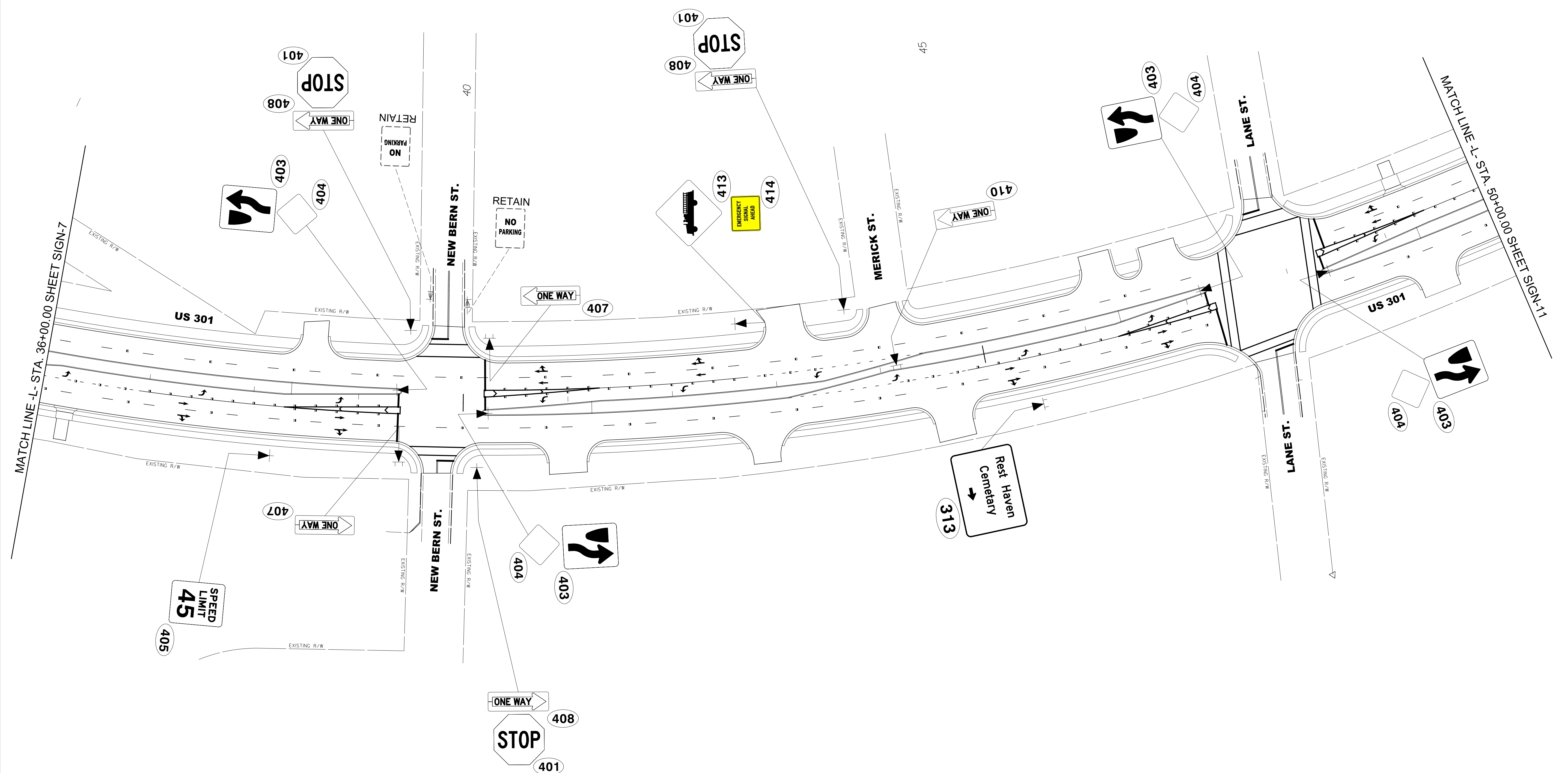

DocuSigned by:
George Karageorge
5307138EF9D8466

7/12/2017

**DOCUMENT NOT CONSIDERED FINAL
UNLESS ALL SIGNATURES COMPLETED**

**Michael Baker
INTERNATIONAL**

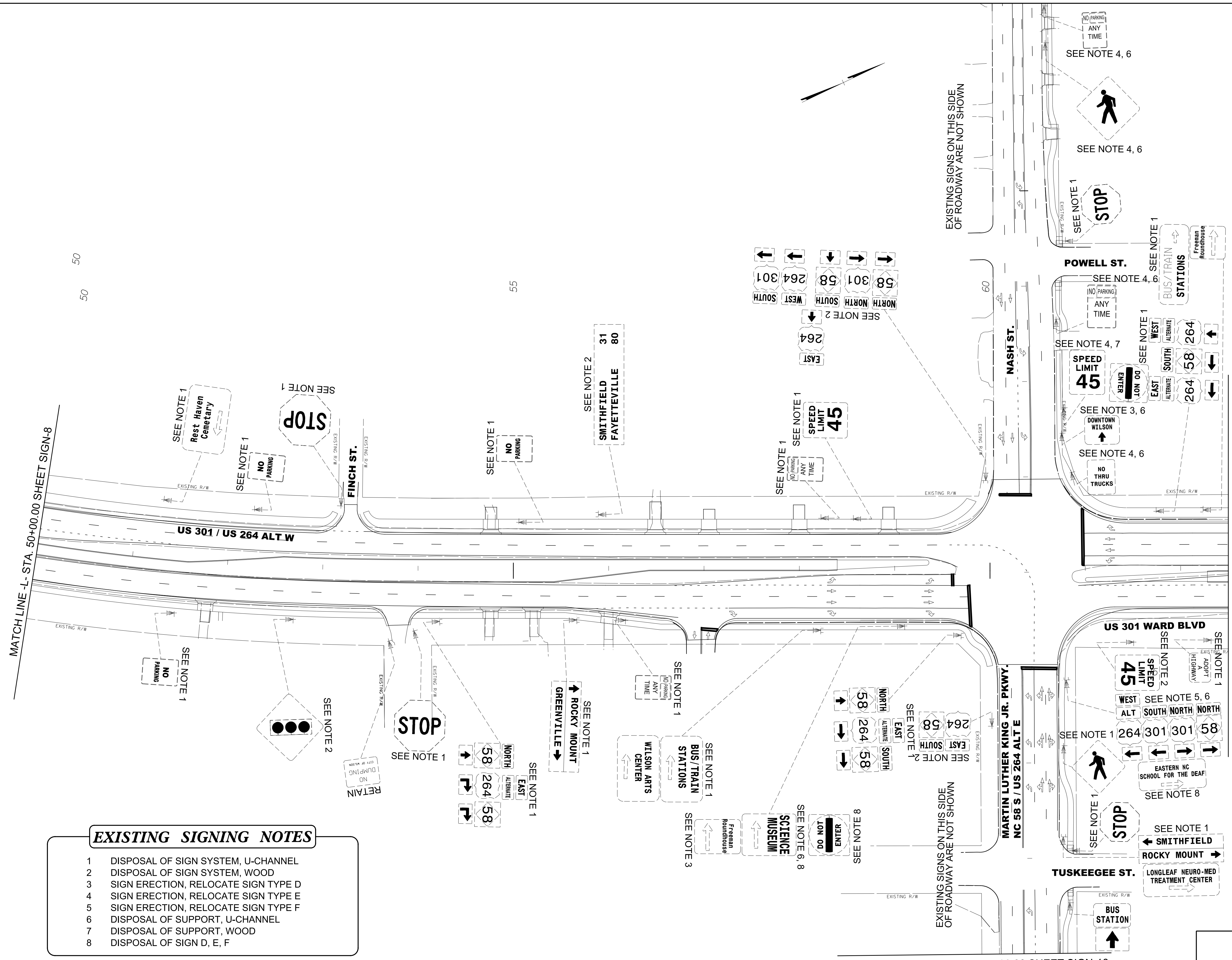
50



**PROPOSED SIGNS
-L- STA. 36+00 TO 50+00**

7/10/2017
 R:\Tr\office\Signing\CADD\Signing Layout\ Plans\PLAN SHEETS\U-5935_SIGN.psh_09.dgn
 User:brigit-mackenzie

PROJECT REFERENCE NO. U-5935	SHEET NO. SIGN-10
DOCUMENT NOT CONSIDERED FINAL UNLESS ALL SIGNATURES COMPLETED	



- EXISTING SIGNING NOTES**
- DISPOSAL OF SIGN SYSTEM, U-CHANNEL
 - DISPOSAL OF SIGN SYSTEM, WOOD
 - SIGN ERECTION, RELOCATE SIGN TYPE D
 - SIGN ERECTION, RELOCATE SIGN TYPE E
 - SIGN ERECTION, RELOCATE SIGN TYPE F
 - DISPOSAL OF SUPPORT, U-CHANNEL
 - DISPOSAL OF SUPPORT, WOOD
 - DISPOSAL OF SIGN D, E, F

EXISTING SIGNS
-L- STA. 50+00 TO 62+50

7/10/2017
 R:\Tr\office\Signing\CADD\Signing Layout\ Plans\PLAN SHEETS\U-5935_SIGN-psn-10.dgn
 User:bjr-gjt-mackenzie

MATCH LINE -L- STA. 50+00.00 SHEET SIGN-8

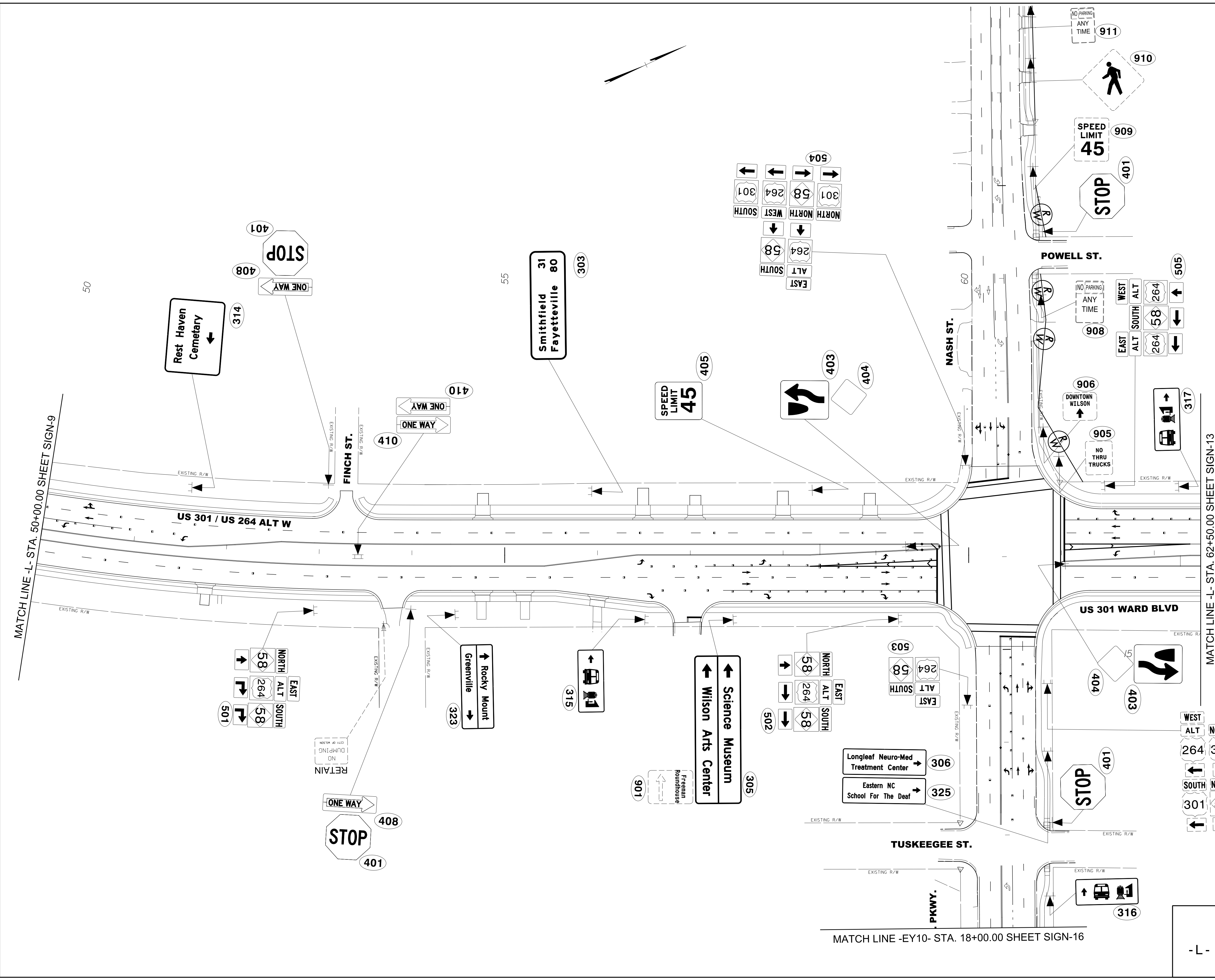
MATCH LINE -L- STA. 62+50.00 SHEET SIGN-12

MATCH LINE -EY10- STA. 18+00.00 SHEET SIGN-16

EXISTING SIGNS ON THIS SIDE
 OF ROADWAY ARE NOT SHOWN

EXISTING SIGNS ON THIS SIDE
 OF ROADWAY ARE NOT SHOWN

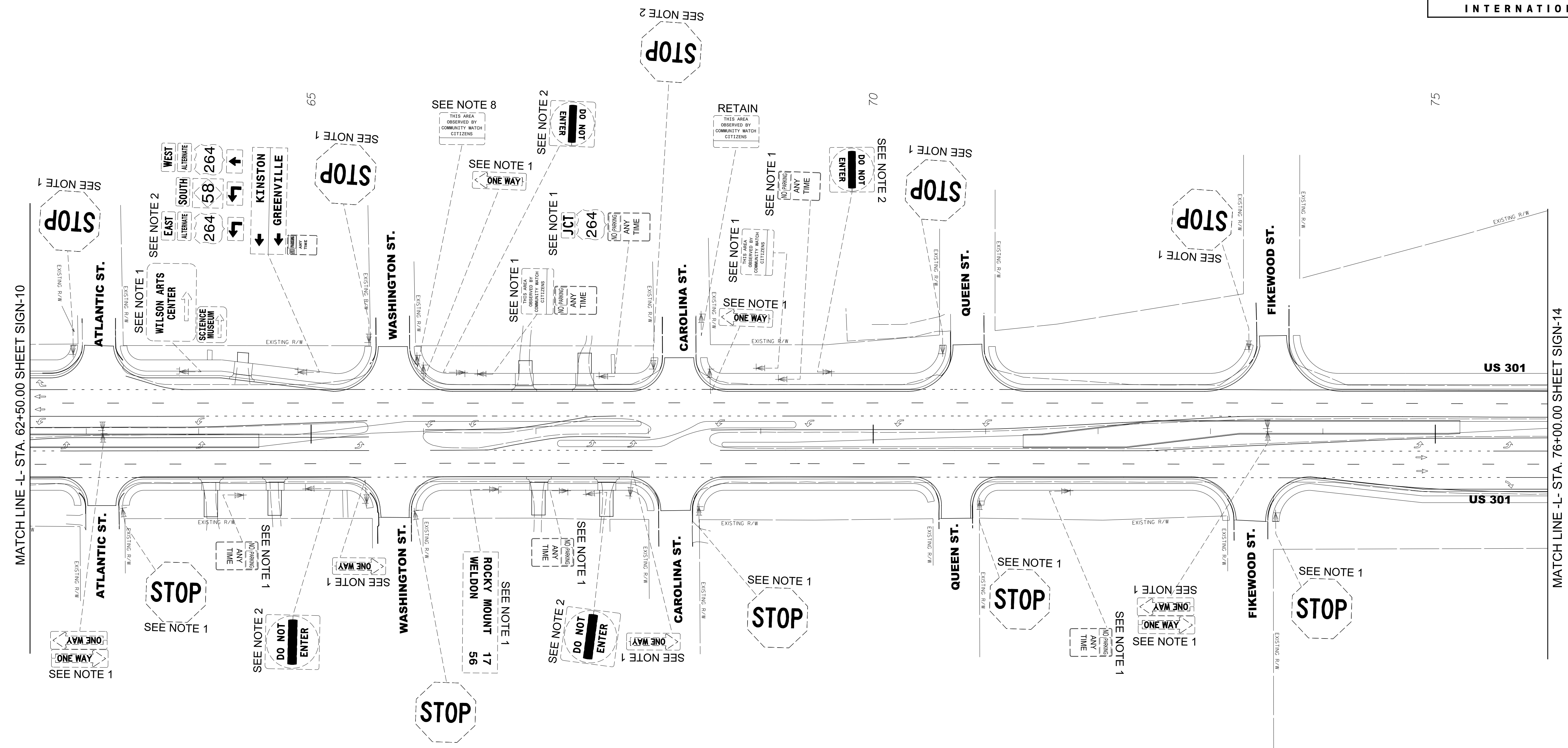
PROJECT REFERENCE NO. U-5935	SHEET NO. SIGN-11
<small>Documented by: George M. Karageorge</small> <small>7/12/2017</small>	
DOCUMENT NOT CONSIDERED FINAL UNLESS ALL SIGNATURES COMPLETED	



PROPOSED SIGNS
-L- STA. 50+00 TO 62+50

7/10/2017
 R:\Tr\office\Signing\CADD\Signing Layout\ Plans\PLAN SHEETS\U-5935_SIGN-psn-11.dgn
 User: bjr-gjt-mackenzie

PROJECT REFERENCE NO. U-5935	SHEET NO. SIGN-12
7/12/2017	
DOCUMENT NOT CONSIDERED FINAL UNLESS ALL SIGNATURES COMPLETED	

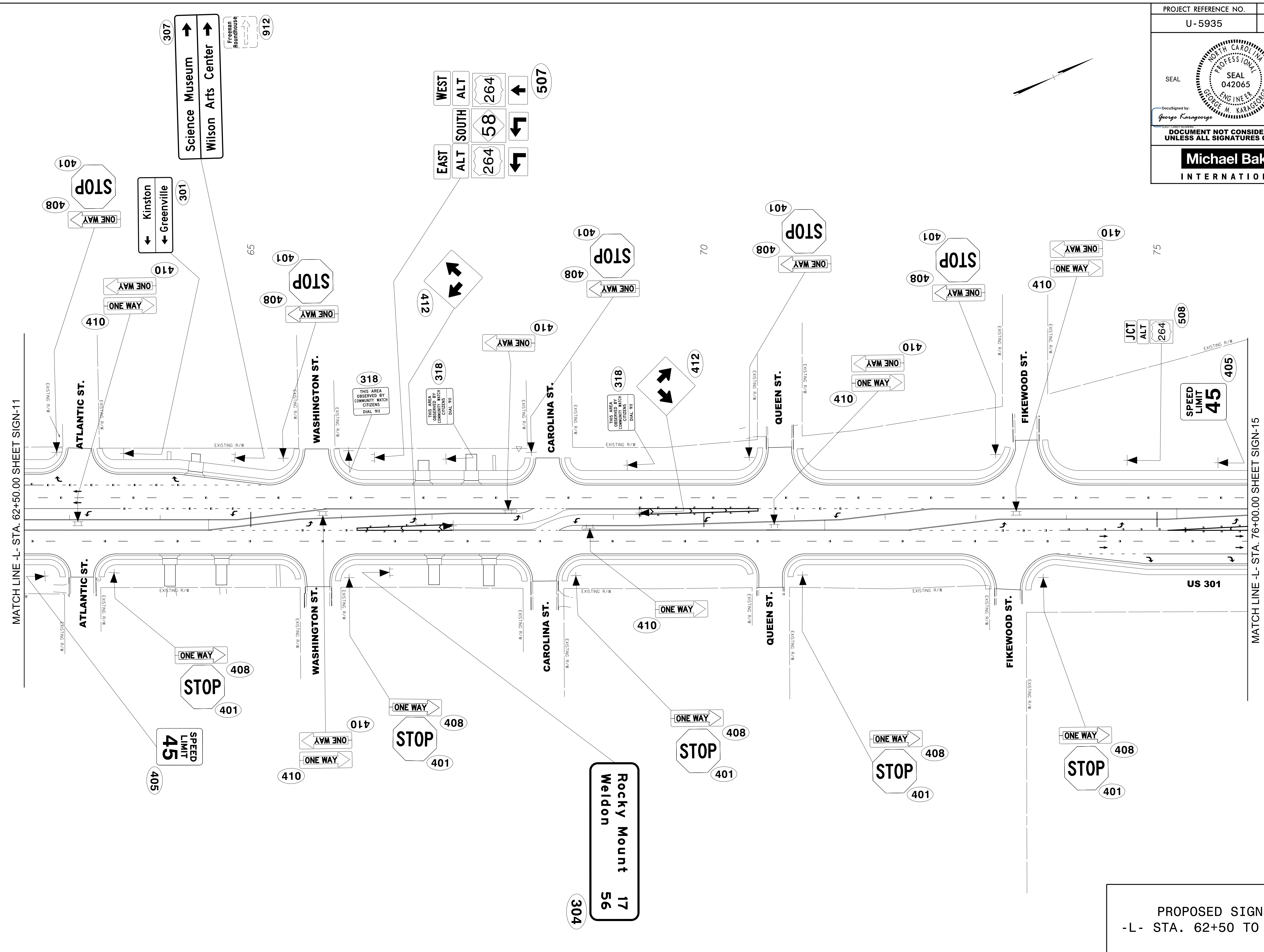


- EXISTING SIGNING NOTES**
- 1 DISPOSAL OF SIGN SYSTEM, U-CHANNEL
 - 2 DISPOSAL OF SIGN SYSTEM, WOOD
 - 3 SIGN ERECTION, RELOCATE SIGN TYPE D
 - 4 SIGN ERECTION, RELOCATE SIGN TYPE E
 - 5 SIGN ERECTION, RELOCATE SIGN TYPE F
 - 6 DISPOSAL OF SUPPORT, U-CHANNEL
 - 7 DISPOSAL OF SUPPORT, WOOD
 - 8 DISPOSAL OF SIGN D, E, F

EXISTING SIGNS
-L- STA. 62+50 TO 76+00

7/10/2017
 R:\Tr\office\Signing\CADD\Signing Layout\ Plans\PLAN SHEETS\U-5935_SIGN-psn-12.dgn
 User: bjr-git-mackenzie


PROJECT REFERENCE NO.	SHEET NO.
U-5935	SIGN-13
DocuSigned by: <i>George Karageorge</i> 7/12/2017	
DOCUMENT NOT CONSIDERED FINAL UNLESS ALL SIGNATURES COMPLETED	



7/10/2017
 R:\Traffic\Signing\CADD\Signing Layout\ Plans\PLAN SHEETS\U-5935_SIGN-psn_13.dgn
 User: bjr-gjt-mackenzie

PROPOSED SIGNS
 -L- STA. 62+50 TO 76+00

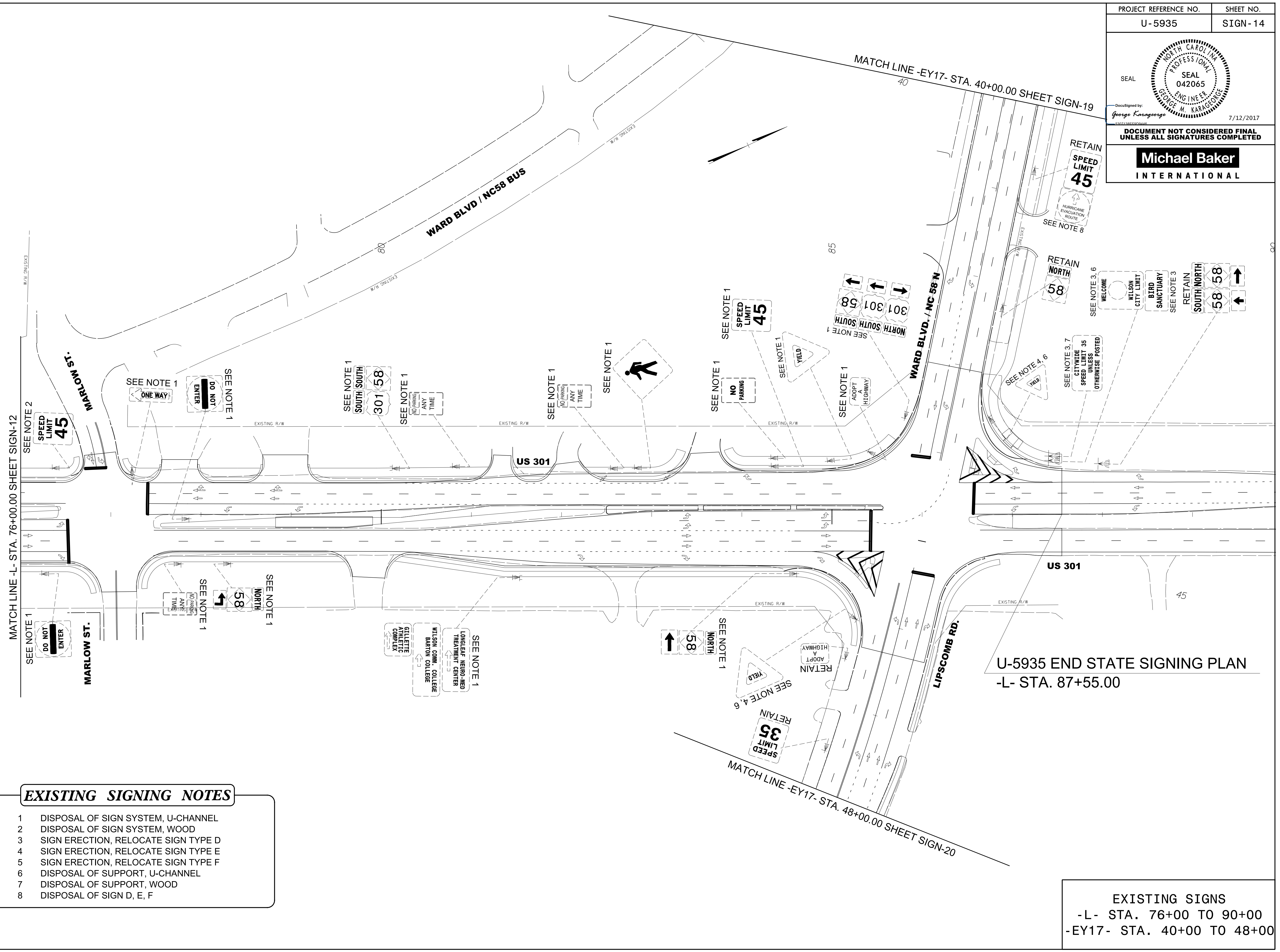
SEAL



DocuSigned by:
George Karageorge
7/12/2017

DOCUMENT NOT CONSIDERED FINAL
UNLESS ALL SIGNATURES COMPLETED

Michael Baker
INTERNATIONAL



- EXISTING SIGNING NOTES**
- DISPOSAL OF SIGN SYSTEM, U-CHANNEL
 - DISPOSAL OF SIGN SYSTEM, WOOD
 - SIGN ERECTION, RELOCATE SIGN TYPE D
 - SIGN ERECTION, RELOCATE SIGN TYPE E
 - SIGN ERECTION, RELOCATE SIGN TYPE F
 - DISPOSAL OF SUPPORT, U-CHANNEL
 - DISPOSAL OF SUPPORT, WOOD
 - DISPOSAL OF SIGN D, E, F

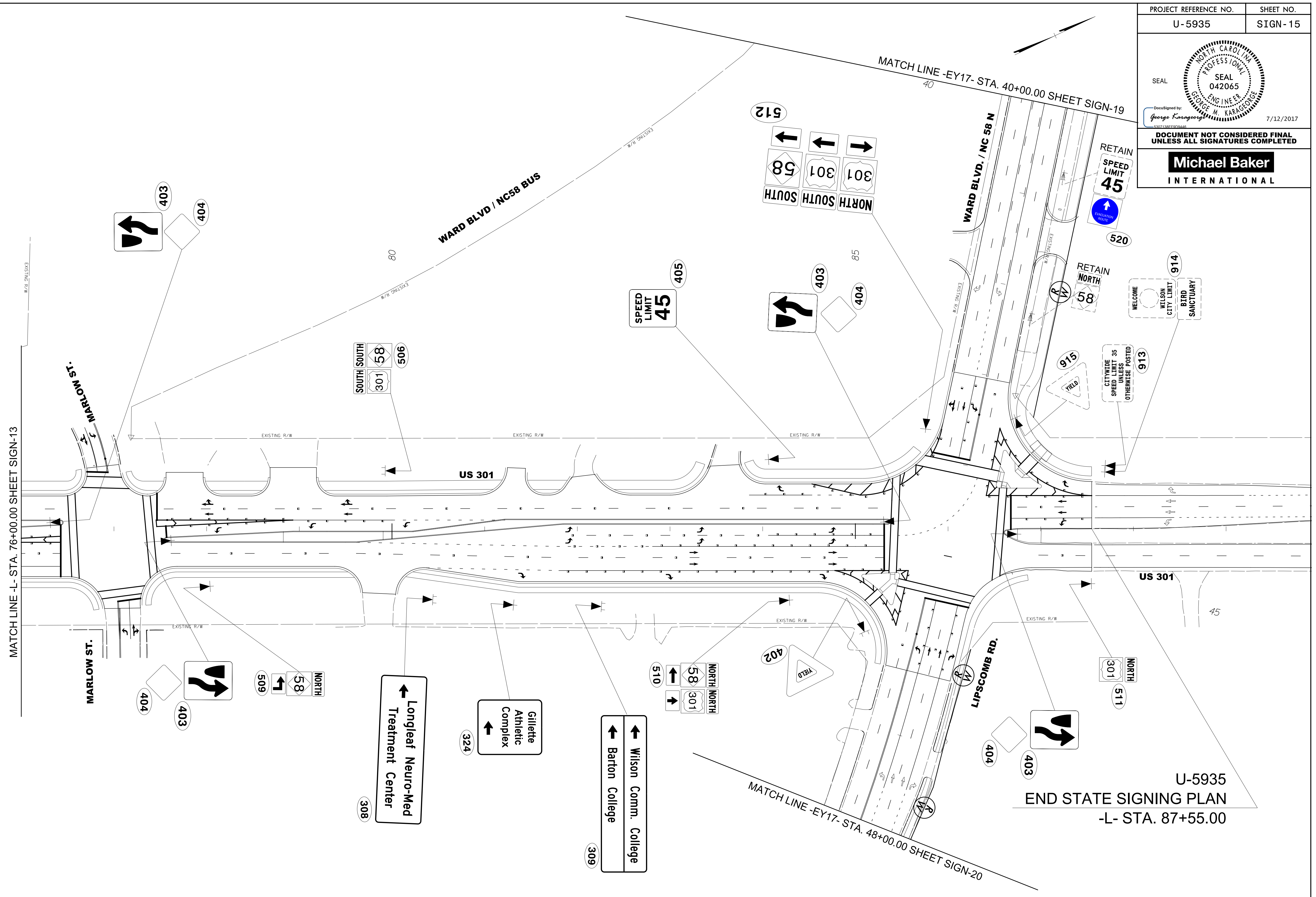
EXISTING SIGNS
-L- STA. 76+00 TO 90+00
-EY17- STA. 40+00 TO 48+00

7/10/2017
 R:\Tr\office\Signing\CADD\Signing Layout\ Plans\PLAN SHEETS\U-5935_SIGN-psn_14.dgn
 User:bjr-gjt-mackenzie



DOCUMENT NOT CONSIDERED FINAL UNLESS ALL SIGNATURES COMPLETED

Michael Baker
INTERNATIONAL

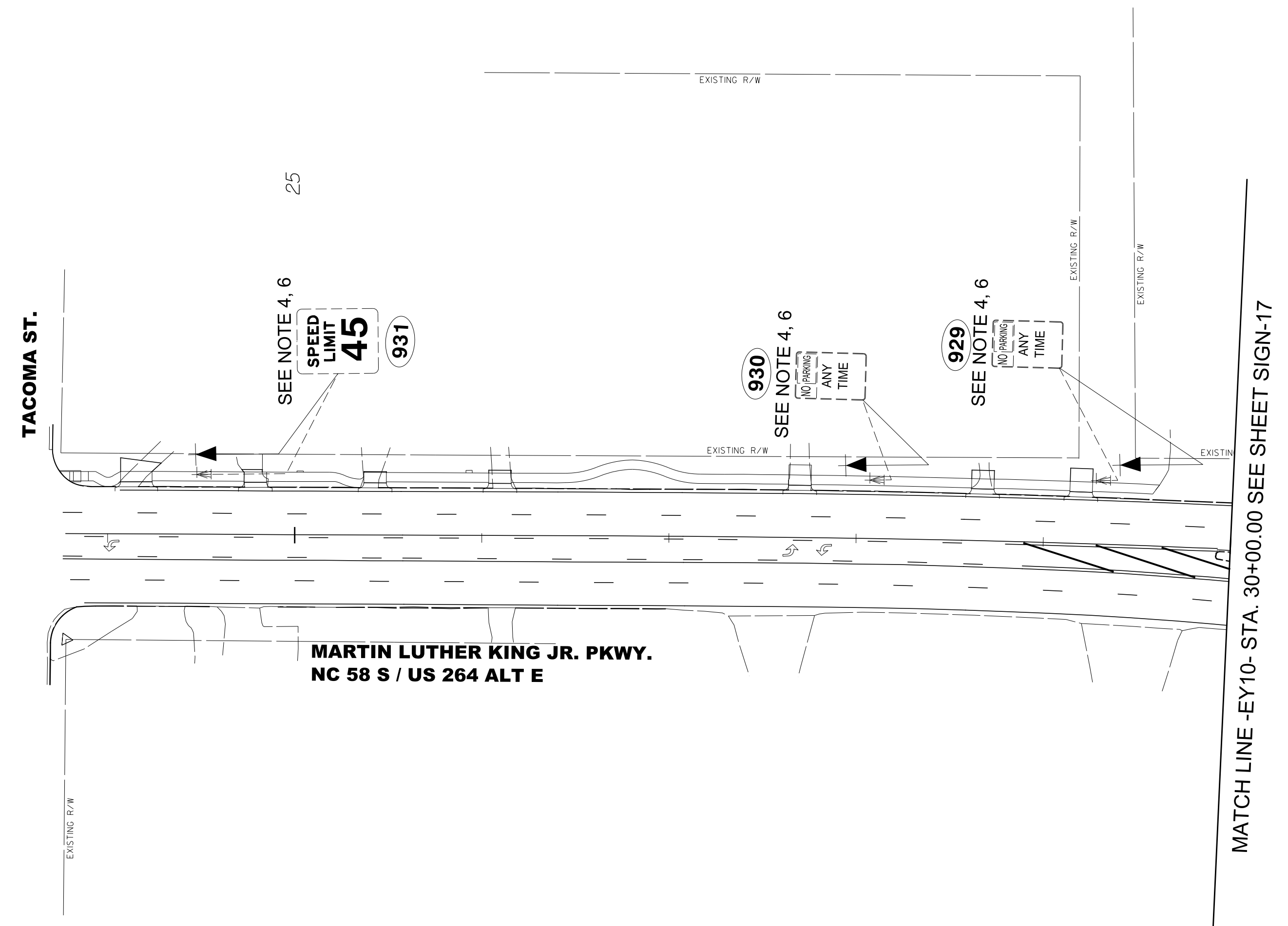
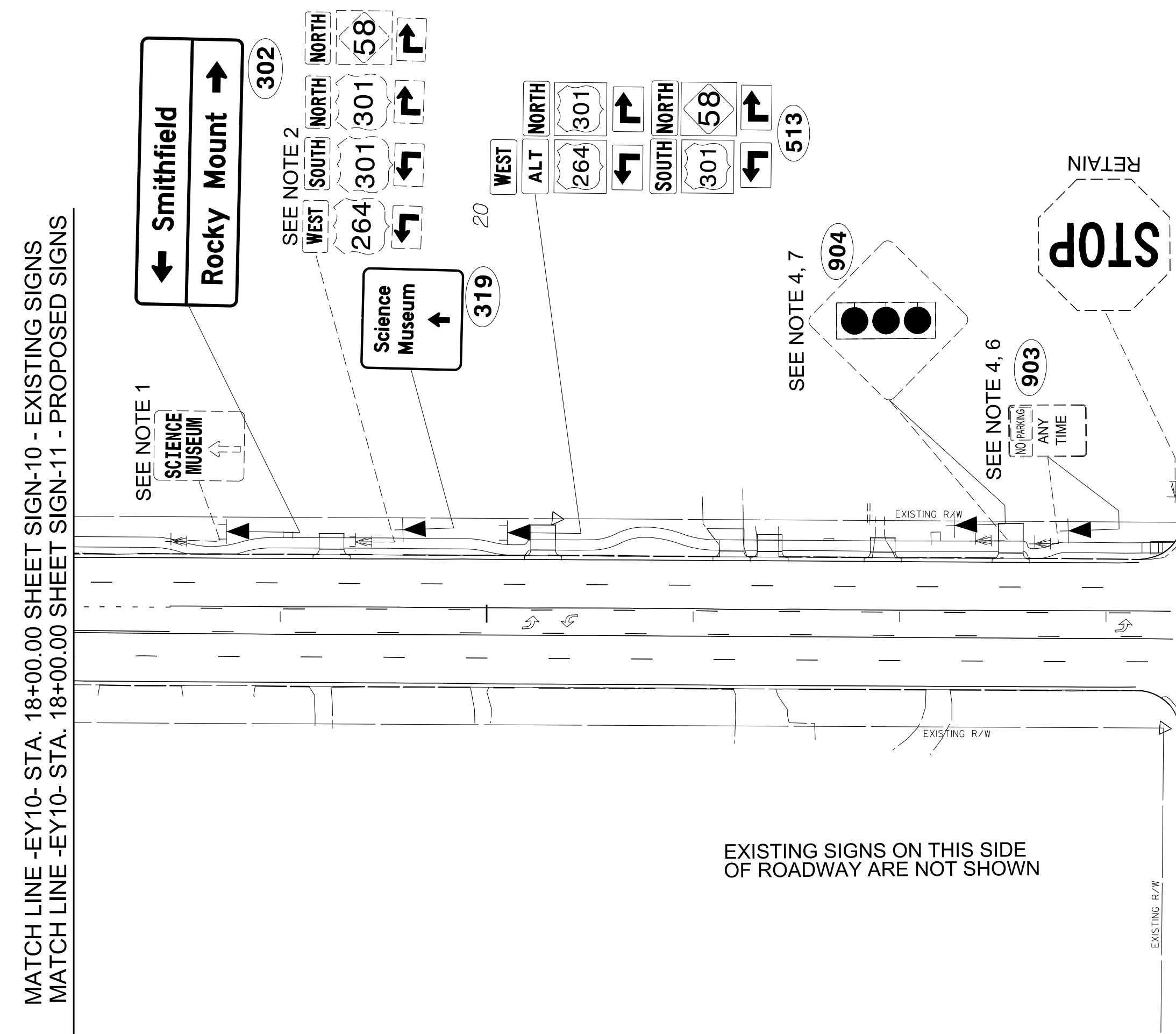
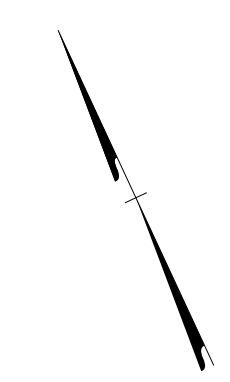


U-5935
END STATE SIGNING PLAN
 -L- STA. 87+55.00

PROPOSED SIGNS
 -L- STA. 76+00 TO 90+00
 -EY17- STA. 40+00 TO 48+00

7/10/2017
 R:\Tr\office\Signing\CADD\Signing Layout\ Plans\PLAN SHEETS\U-5935_SIGN-psn-15.dgn
 User:brigit.mackenzie

PROJECT REFERENCE NO.	SHEET NO.
U-5935	SIGN-16
DocuSigned by: <i>George Karageorge</i> 7/12/2017	
DOCUMENT NOT CONSIDERED FINAL UNLESS ALL SIGNATURES COMPLETED	
Michael Baker INTERNATIONAL	




EXISTING SIGNING NOTES

- 1 DISPOSAL OF SIGN SYSTEM, U-CHANNEL
- 2 DISPOSAL OF SIGN SYSTEM, WOOD
- 3 SIGN ERECTION, RELOCATE SIGN TYPE D
- 4 SIGN ERECTION, RELOCATE SIGN TYPE E
- 5 SIGN ERECTION, RELOCATE SIGN TYPE F
- 6 DISPOSAL OF SUPPORT, U-CHANNEL
- 7 DISPOSAL OF SUPPORT, WOOD
- 8 DISPOSAL OF SIGN D, E, F

EXISTING & PROPOSED SIGNS
 -EY10- STA. 18+00 TO 30+00

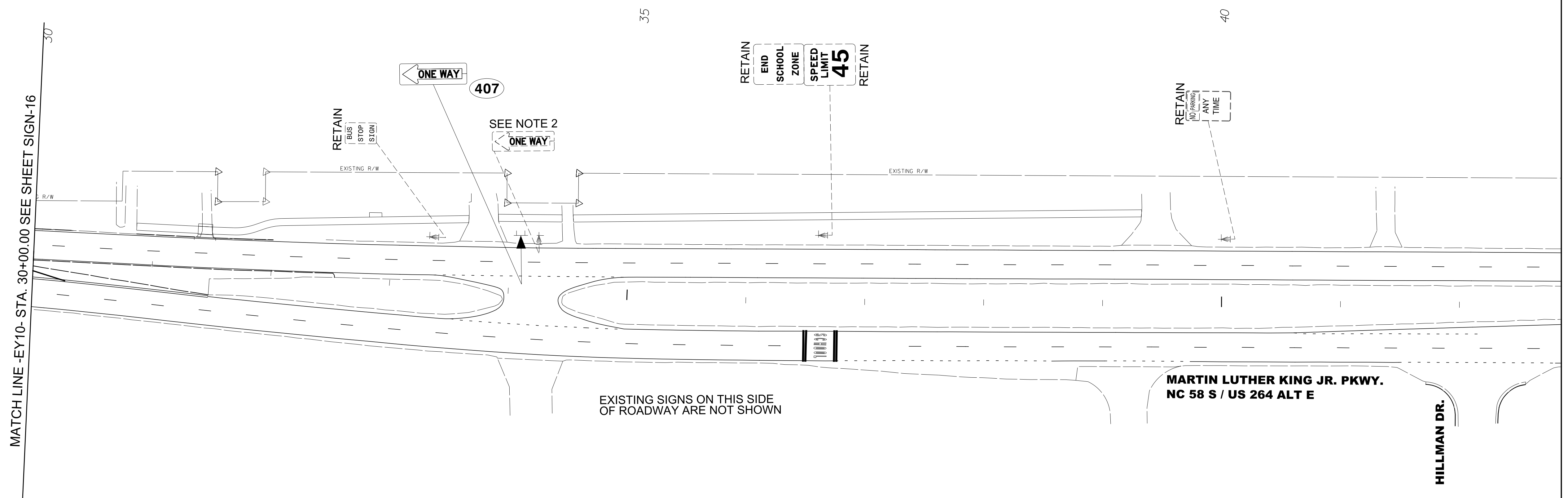
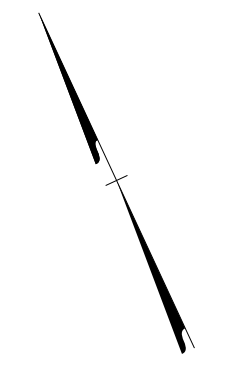
SEAL



DocuSigned by:
George Karageorge
7/12/2017

DOCUMENT NOT CONSIDERED FINAL UNLESS ALL SIGNATURES COMPLETED

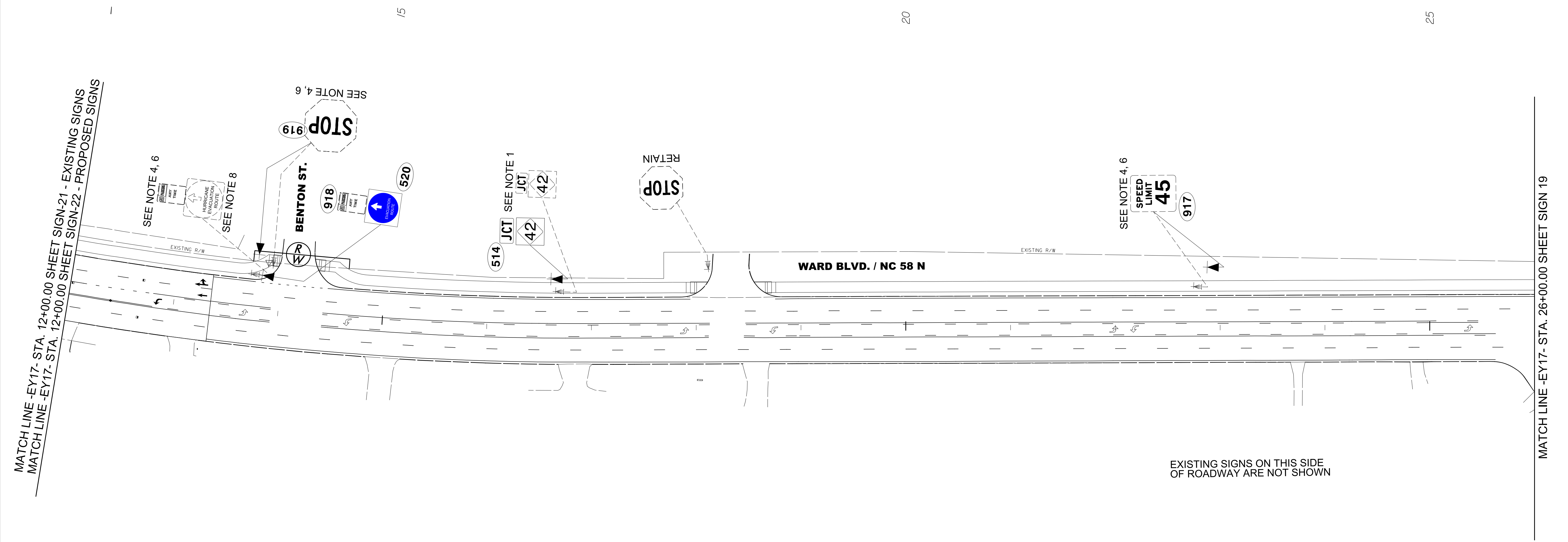
Michael Baker
INTERNATIONAL



- EXISTING SIGNING NOTES**
- 1 DISPOSAL OF SIGN SYSTEM, U-CHANNEL
 - 2 DISPOSAL OF SIGN SYSTEM, WOOD
 - 3 SIGN ERECTION, RELOCATE SIGN TYPE D
 - 4 SIGN ERECTION, RELOCATE SIGN TYPE E
 - 5 SIGN ERECTION, RELOCATE SIGN TYPE F
 - 6 DISPOSAL OF SUPPORT, U-CHANNEL
 - 7 DISPOSAL OF SUPPORT, WOOD
 - 8 DISPOSAL OF SIGN D, E, F

EXISTING & PROPOSED SIGNS
-EY10- STA. 30+00 TO 42+00

PROJECT REFERENCE NO.	SHEET NO.
U-5935	SIGN-18
Documented by: <i>George Karageorge</i> GEORGE M. KARAGEORGE 7/12/2017	
DOCUMENT NOT CONSIDERED FINAL UNLESS ALL SIGNATURES COMPLETED	




EXISTING SIGNING NOTES

- 1 DISPOSAL OF SIGN SYSTEM, U-CHANNEL
- 2 DISPOSAL OF SIGN SYSTEM, WOOD
- 3 SIGN ERECTION, RELOCATE SIGN TYPE D
- 4 SIGN ERECTION, RELOCATE SIGN TYPE E
- 5 SIGN ERECTION, RELOCATE SIGN TYPE F
- 6 DISPOSAL OF SUPPORT, U-CHANNEL
- 7 DISPOSAL OF SUPPORT, WOOD
- 8 DISPOSAL OF SIGN D, E, F

EXISTING SIGNS ON THIS SIDE OF ROADWAY ARE NOT SHOWN

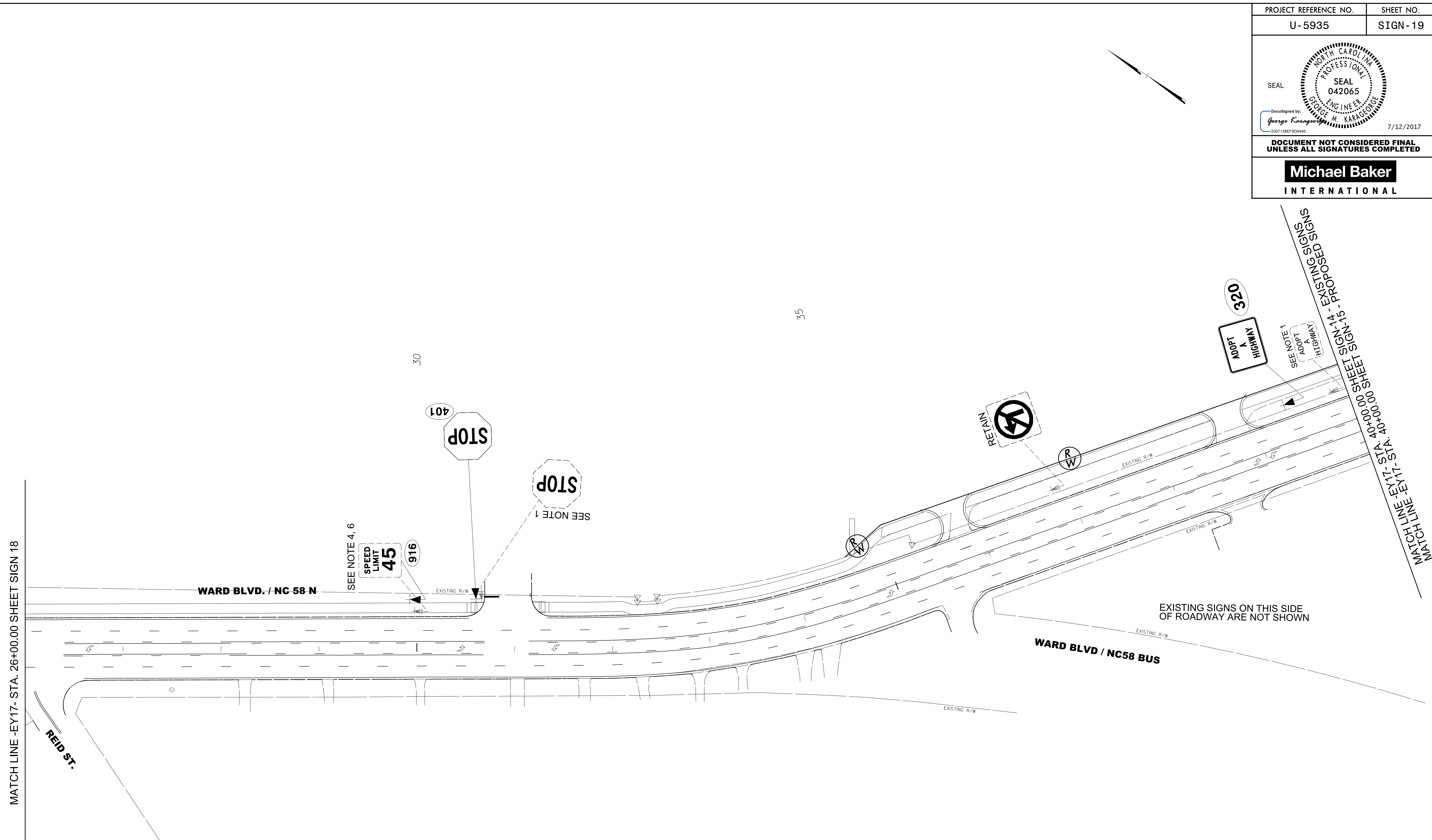
EXISTING & PROPOSED SIGNS
-EY17- STA. 12+00 TO 26+00

7/10/2017
 R:\Tr\office\Signing\CADD\Signing Layout Plans\PLAN SHEETS\U-5935\SIGN\psh_18.dgn
 User: bjr-gjt-mackenzie



DOCUMENT NOT CONSIDERED FINAL UNLESS ALL SIGNATURES COMPLETED

Michael Baker
INTERNATIONAL



MATCH LINE - EY17- STA. 26+00.00 SHEET SIGN 18

REID ST.

WARD BLVD. / NC 58 N

SEE NOTE 4, 6
SPEED LIMIT 45
916

401
STOP

STOP
SEE NOTE 1

ADMIT
TRAFFIC

320
ADOPT A HIGHWAY
SEE NOTE 1
ADOPT A HIGHWAY

EXISTING SIGNS ON THIS SIDE OF ROADWAY ARE NOT SHOWN

WARD BLVD / NC58 BUS

MATCH LINE EY17- STA. 40+00.00 SHEET SIGN 14 - N-15 - PROPOSED SIGNS
MATCH LINE EY17- STA. 40+00.00 SHEET SIGN 14 - N-15 - PROPOSED SIGNS

EXISTING SIGNING NOTES

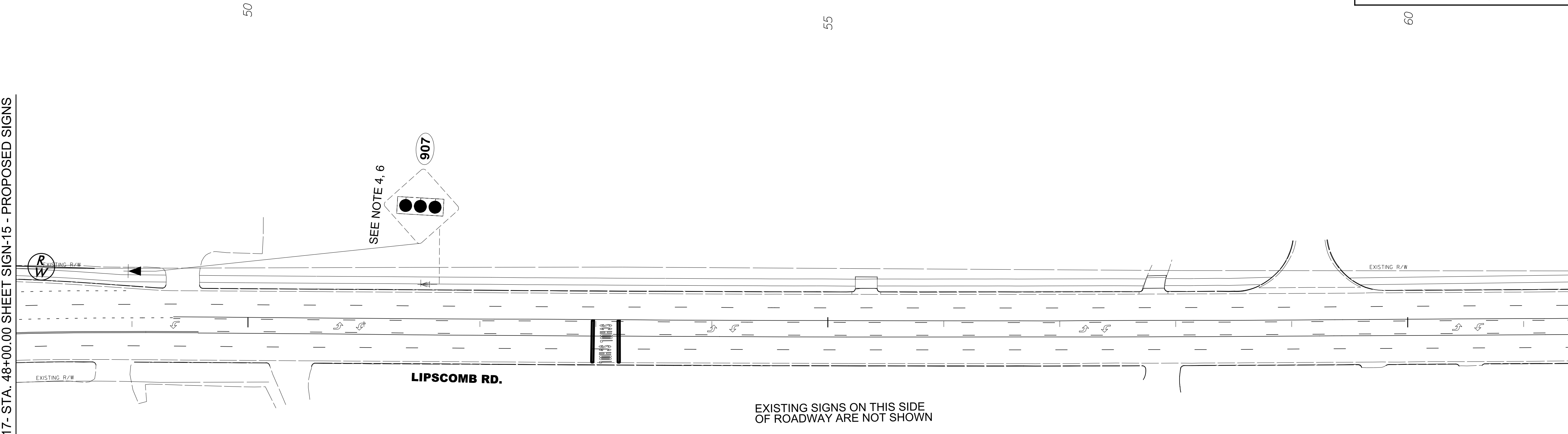
- 1 DISPOSAL OF SIGN SYSTEM, U-CHANNEL
- 2 DISPOSAL OF SIGN SYSTEM, WOOD
- 3 SIGN ERECTION, RELOCATE SIGN TYPE D
- 4 SIGN ERECTION, RELOCATE SIGN TYPE E
- 5 SIGN ERECTION, RELOCATE SIGN TYPE F
- 6 DISPOSAL OF SUPPORT, U-CHANNEL
- 7 DISPOSAL OF SUPPORT, WOOD
- 8 DISPOSAL OF SIGN D, E, F

EXISTING & PROPOSED SIGNS
-EY17- STA. 26+00 TO 40+00

7/10/2017
R:\Tr\office\Signing\CADD\Signing Layout Plans\PLAN SHEETS\U-5935\SIGN.psh_19.dgn
User:bjr-gjt-mackenzie

PROJECT REFERENCE NO.	SHEET NO.
U-5935	SIGN-20
Documented by: <i>George Karageorge</i> 7/12/2017	
DOCUMENT NOT CONSIDERED FINAL UNLESS ALL SIGNATURES COMPLETED	

MATCH LINE -EY17- STA. 48+00.00 SHEET SIGN-14 - EXISTING SIGNS
 MATCH LINE -EY17- STA. 48+00.00 SHEET SIGN-15 - PROPOSED SIGNS



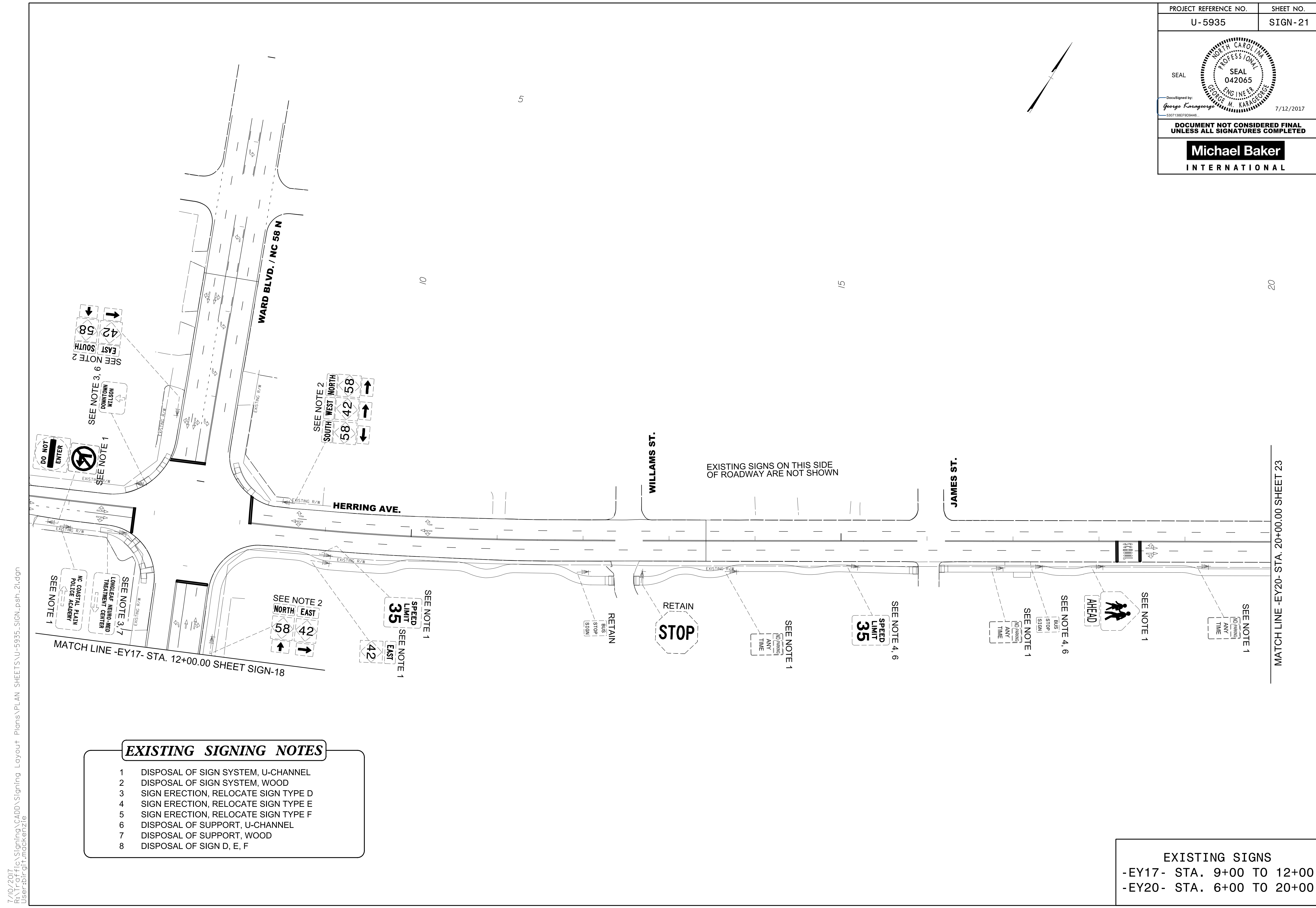
EXISTING SIGNING NOTES

- 1 DISPOSAL OF SIGN SYSTEM, U-CHANNEL
- 2 DISPOSAL OF SIGN SYSTEM, WOOD
- 3 SIGN ERECTION, RELOCATE SIGN TYPE D
- 4 SIGN ERECTION, RELOCATE SIGN TYPE E
- 5 SIGN ERECTION, RELOCATE SIGN TYPE F
- 6 DISPOSAL OF SUPPORT, U-CHANNEL
- 7 DISPOSAL OF SUPPORT, WOOD
- 8 DISPOSAL OF SIGN D, E, F

EXISTING & PROPOSED SIGNS
-EY17- STA. 48+00 TO 60+00

7/10/2017
 R:\Tr\office\Signing\CADD\Signing Layout Plans\PLAN SHEETS\U-5935_SIGN.psh_20.dgn
 User: bjr-gjt-mackenzie

PROJECT REFERENCE NO.	SHEET NO.
U-5935	SIGN-21
DocuSigned by: George Karageorge <small>5307138EFD0446</small>	
7/12/2017	
DOCUMENT NOT CONSIDERED FINAL UNLESS ALL SIGNATURES COMPLETED	

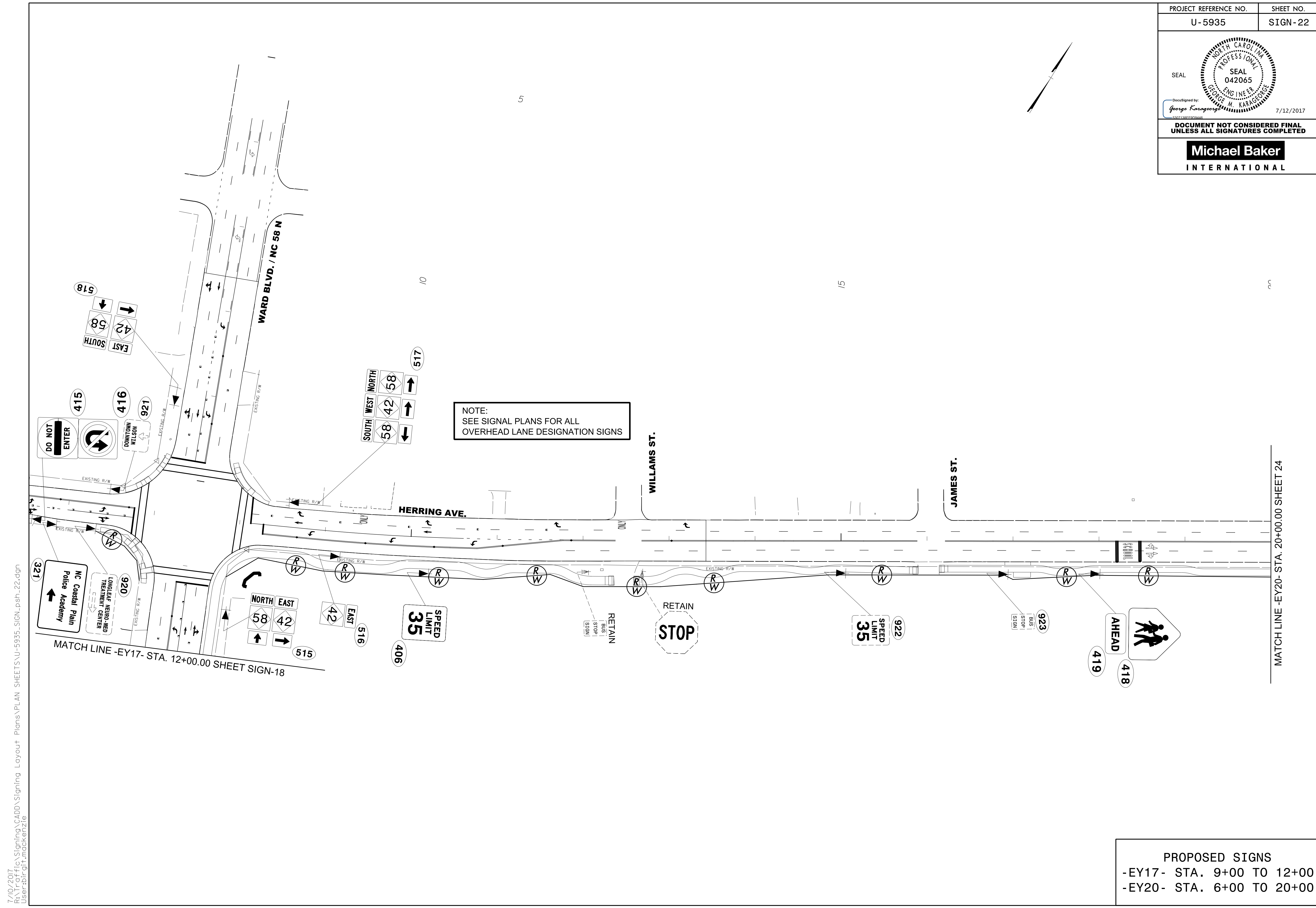


- EXISTING SIGNING NOTES**
- 1 DISPOSAL OF SIGN SYSTEM, U-CHANNEL
 - 2 DISPOSAL OF SIGN SYSTEM, WOOD
 - 3 SIGN ERECTION, RELOCATE SIGN TYPE D
 - 4 SIGN ERECTION, RELOCATE SIGN TYPE E
 - 5 SIGN ERECTION, RELOCATE SIGN TYPE F
 - 6 DISPOSAL OF SUPPORT, U-CHANNEL
 - 7 DISPOSAL OF SUPPORT, WOOD
 - 8 DISPOSAL OF SIGN D, E, F

EXISTING SIGNS
 -EY17- STA. 9+00 TO 12+00
 -EY20- STA. 6+00 TO 20+00

7/10/2017
 R:\Tr\office\Signing\CADD\Signing Layout Plans\PLAN SHEETS\U-5935_SIGN_psh_2.dgn
 User: bjr-gjt-mackenzie

PROJECT REFERENCE NO.	SHEET NO.
U-5935	SIGN-22
Documented by: <i>George Karageorge</i> 7/12/2017	
DOCUMENT NOT CONSIDERED FINAL UNLESS ALL SIGNATURES COMPLETED	



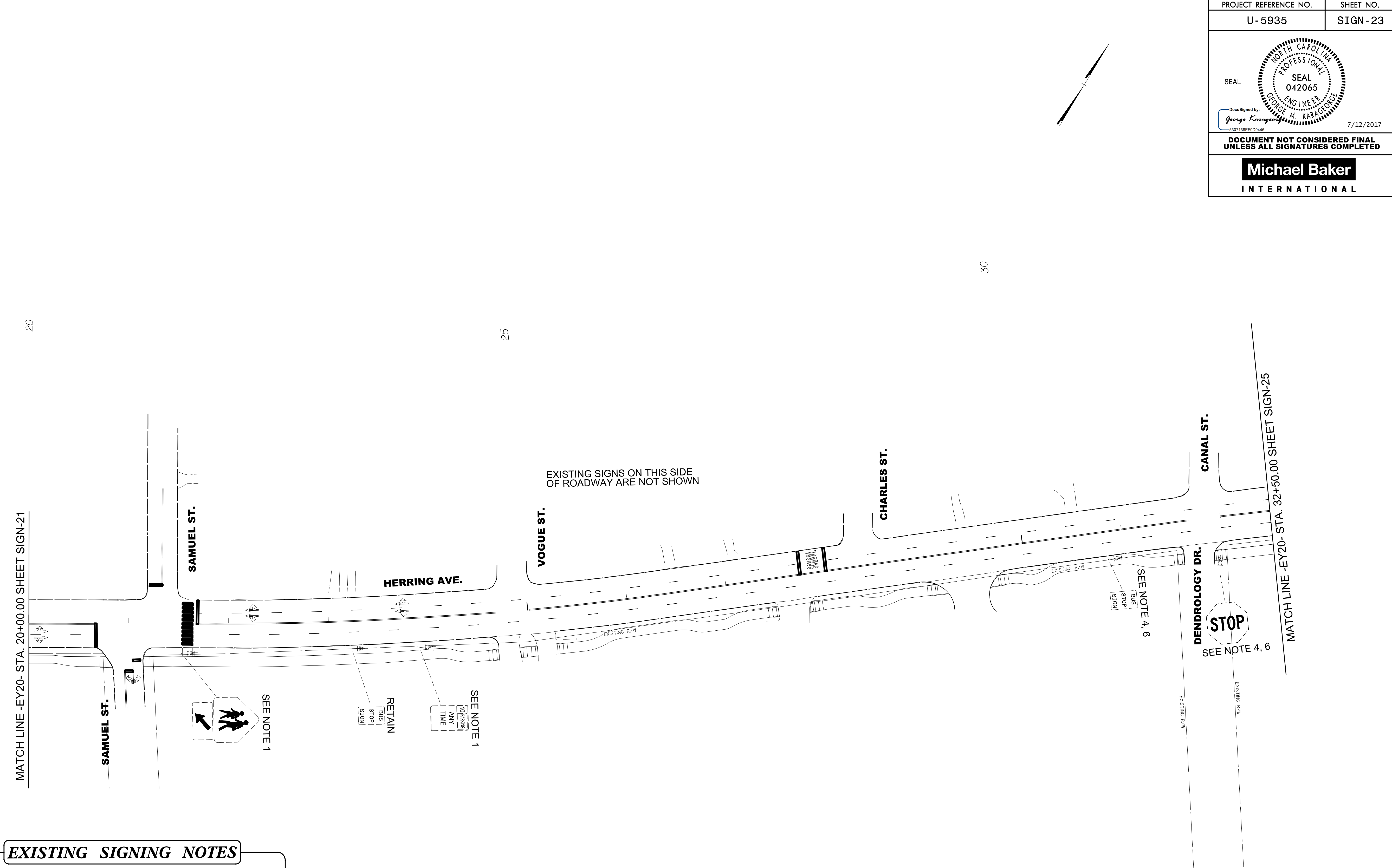
7/10/2017
 R:\Tr\office\Signing\CADD\Signing Layout\ Plans\PLAN SHEETS\U-5935_SIGN_psh-22.dgn
 User: bjr-gjt-mackenzie

MATCH LINE -EY17- STA. 12+00.00 SHEET SIGN-18

MATCH LINE -EY20- STA. 20+00.00 SHEET 24

PROPOSED SIGNS
 -EY17- STA. 9+00 TO 12+00
 -EY20- STA. 6+00 TO 20+00

PROJECT REFERENCE NO.	SHEET NO.
U-5935	SIGN-23
<small>DocuSigned by: George Karageorge 5307158E9D9446</small>	
7/12/2017	
DOCUMENT NOT CONSIDERED FINAL UNLESS ALL SIGNATURES COMPLETED	

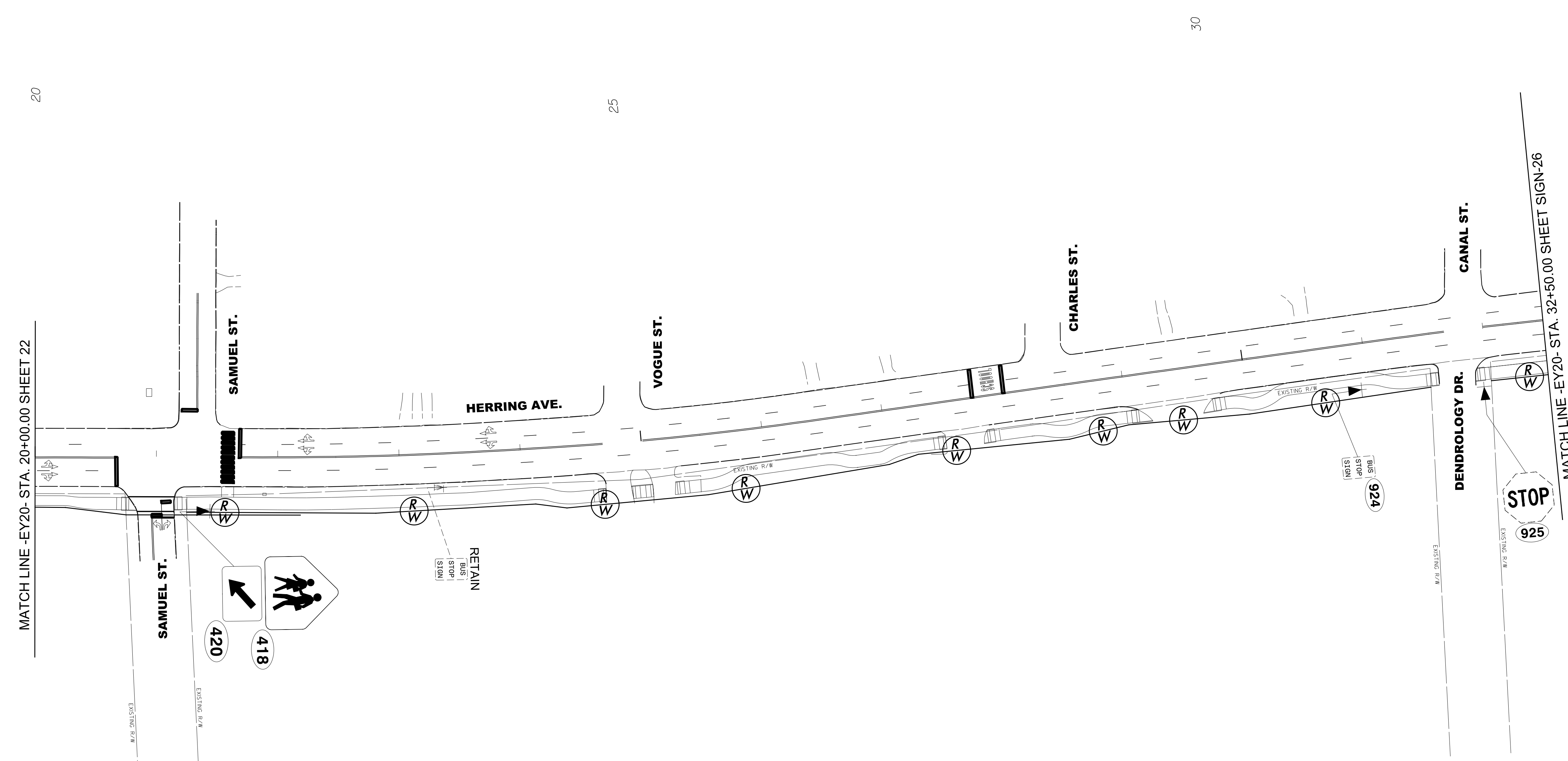


- EXISTING SIGNING NOTES**
- DISPOSAL OF SIGN SYSTEM, U-CHANNEL
 - DISPOSAL OF SIGN SYSTEM, WOOD
 - SIGN ERECTION, RELOCATE SIGN TYPE D
 - SIGN ERECTION, RELOCATE SIGN TYPE E
 - SIGN ERECTION, RELOCATE SIGN TYPE F
 - DISPOSAL OF SUPPORT, U-CHANNEL
 - DISPOSAL OF SUPPORT, WOOD
 - DISPOSAL OF SIGN D, E, F

EXISTING SIGNS
-EY20- STA. 20+00 TO 32+50

7/10/2017
 R:\Tr\office\Signing\CADD\Signing Layout\ Plans\PLAN SHEETS\U-5935_SIGN_psh_23.dgn
 User: bjr-gjt-mackenzie

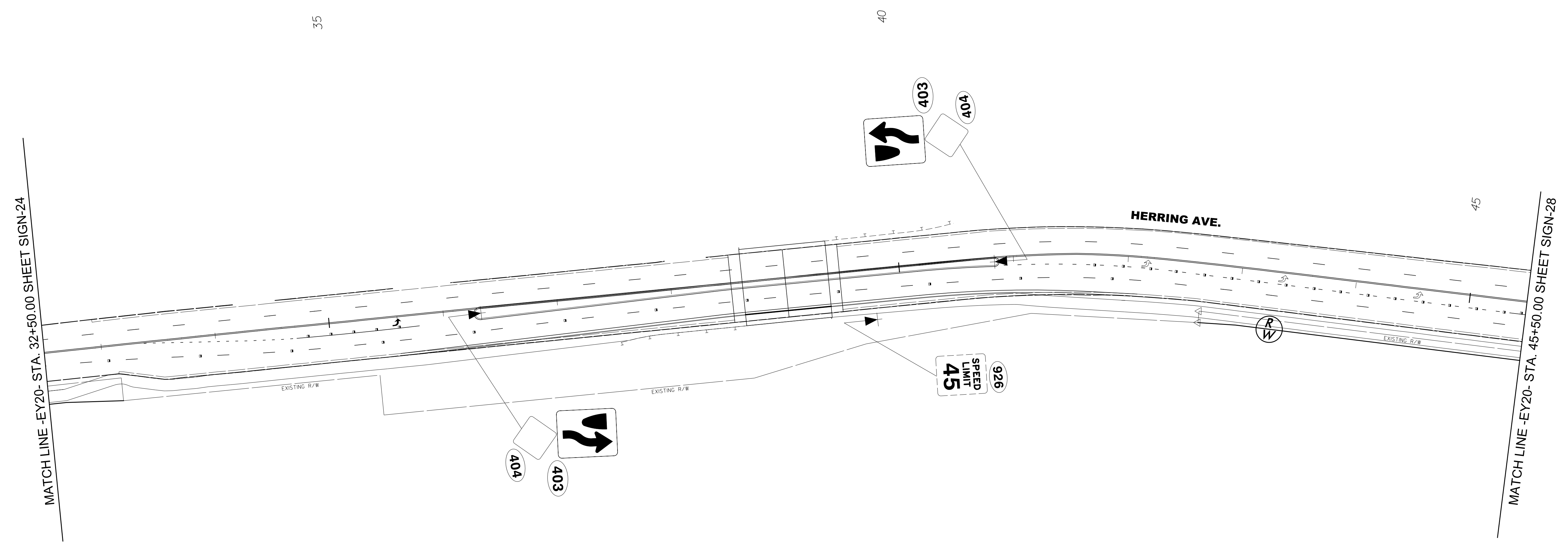
PROJECT REFERENCE NO.	SHEET NO.
U-5935	SIGN-24
DocuSigned by: <i>George Karagorge</i> GEORGE M. KARAGORGE 7/12/2017	
DOCUMENT NOT CONSIDERED FINAL UNLESS ALL SIGNATURES COMPLETED	



7/10/2017
 R:\Tr\office\Signing\CADD\Signing Layout Plans\PLAN SHEETS\U-5935_SIGN_psh_24.dgn
 User: bjr-gjt-mackenzie



PROPOSED SIGNS
 -EY20- STA. 20+00 TO 32+50

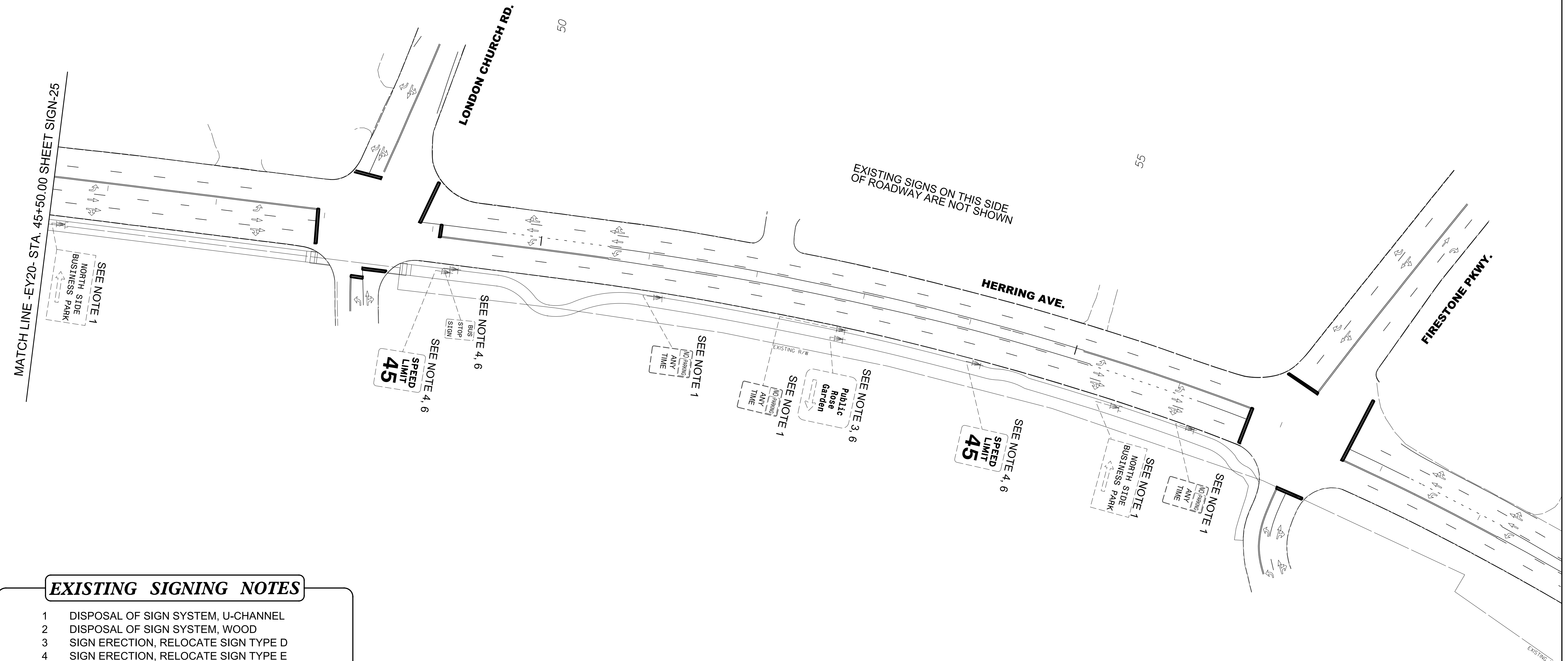
PROJECT REFERENCE NO.	SHEET NO.
U-5935	SIGN-26
<small>DocuSigned by: George Karageorge 5307138EFD09448...</small>	
7/12/2017	
DOCUMENT NOT CONSIDERED FINAL UNLESS ALL SIGNATURES COMPLETED	
Michael Baker INTERNATIONAL	



7/10/2017
 R:\Tr\office\Signing\CADD\Signing Layout Plans\PLAN SHEETS\U-5935_SIGN_psh_26.dgn
 User:bjrjht-mackenzie

PROPOSED SIGNS
 -EY20- STA. 32+50 TO 45+50

PROJECT REFERENCE NO.	SHEET NO.
U-5935	SIGN-27
	
7/12/2017	
DOCUMENT NOT CONSIDERED FINAL UNLESS ALL SIGNATURES COMPLETED	
	



EXISTING SIGNING NOTES

- 1 DISPOSAL OF SIGN SYSTEM, U-CHANNEL
- 2 DISPOSAL OF SIGN SYSTEM, WOOD
- 3 SIGN ERECTION, RELOCATE SIGN TYPE D
- 4 SIGN ERECTION, RELOCATE SIGN TYPE E
- 5 SIGN ERECTION, RELOCATE SIGN TYPE F
- 6 DISPOSAL OF SUPPORT, U-CHANNEL
- 7 DISPOSAL OF SUPPORT, WOOD
- 8 DISPOSAL OF SIGN D, E, F

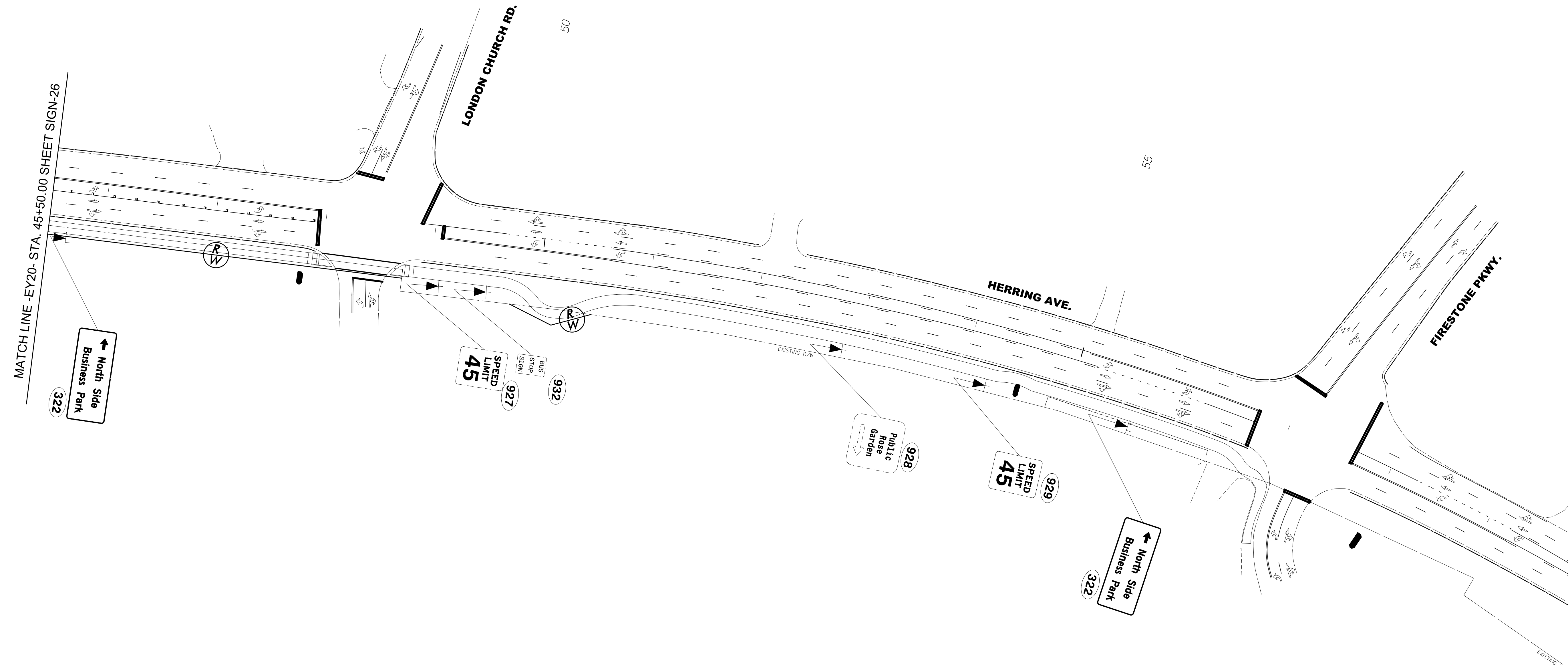
**EXISTING SIGNS
-EY20- STA. 45+50 TO 57+00**

SEAL

DocuSigned by:
George Karageorge
5307138E9C09446 7/12/2017

DOCUMENT NOT CONSIDERED FINAL UNLESS ALL SIGNATURES COMPLETED

Michael Baker
INTERNATIONAL



7/10/2017
R:\Tr\office\Signing\CADD\Signing Layout Plans\PLAN SHEETS\U-5935_SIGN-psn-28.dgn
User:birgit.mackenzie

PROPOSED SIGNS
-EY20- STA. 45+50 TO 57+00