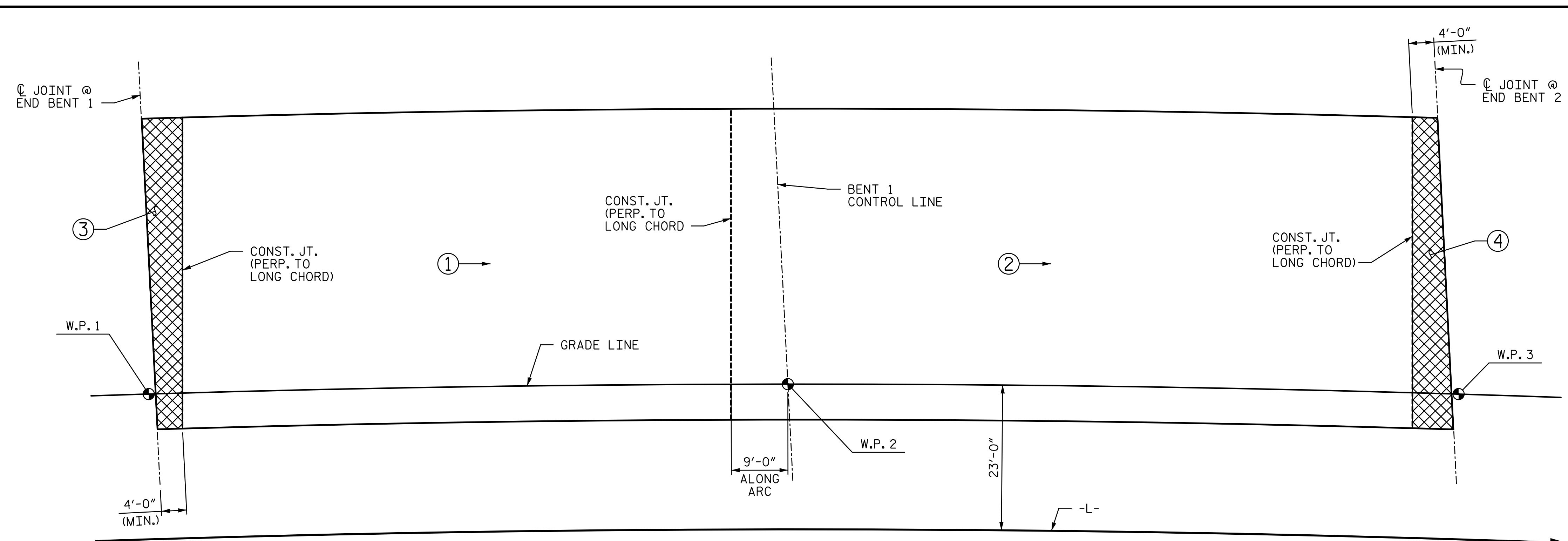


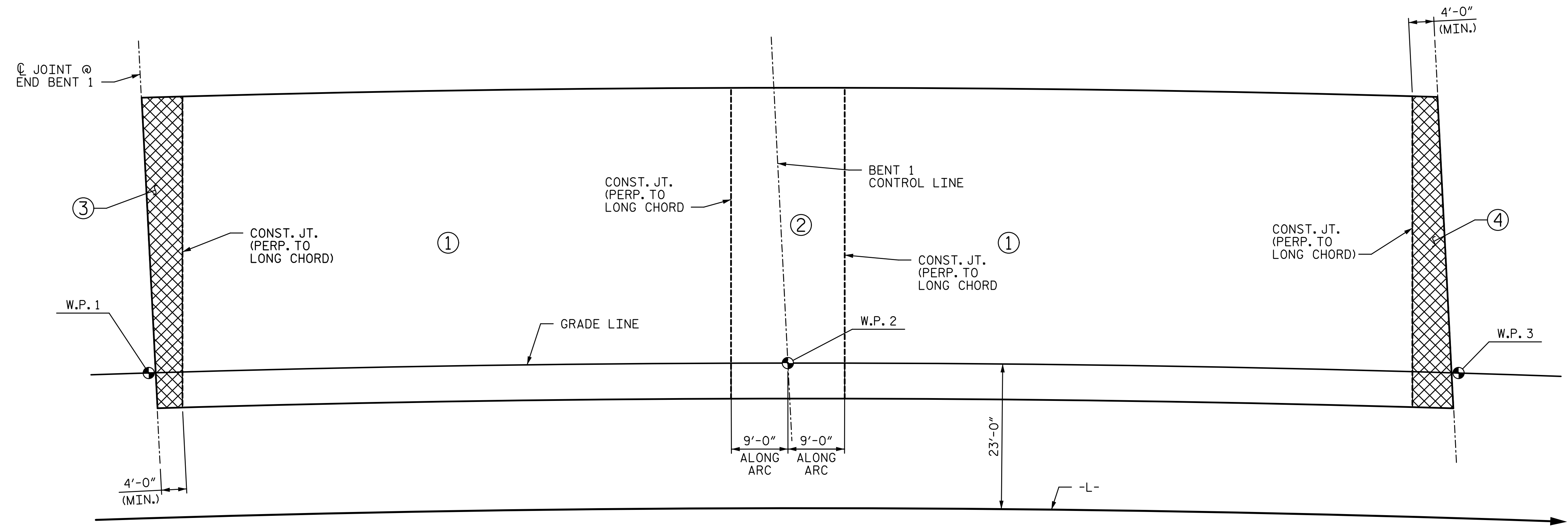
7/12/2017 2:14:08 PM \\USPADG\dfs02\vol3\Projects\4018617\4018617\_000\50\_Deliverables & Submittals\U-4751\Structures\Bridges\_203\Station\Final\403\_045\_U4751\_SMU\_DPS\_023\_640203.dgn



**POUR SEQUENCE**  
DIMENSIONS GIVEN ALONG ARC OF GRADE LINE

⊙ = INDICATES POUR NUMBER AND DIRECTION OF POUR

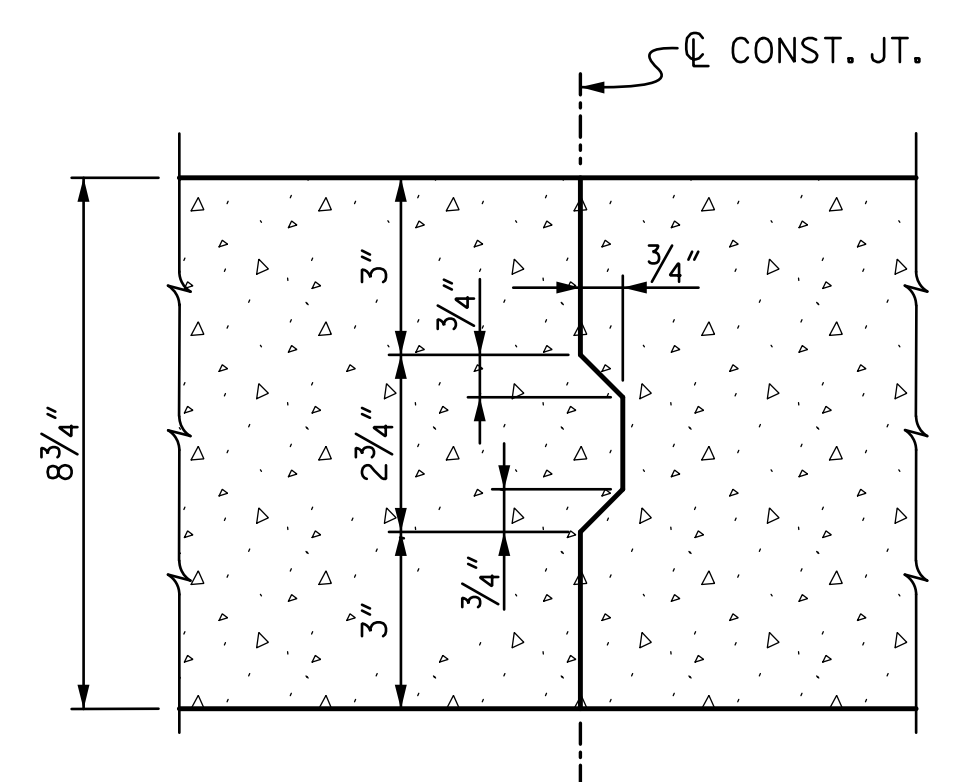
**LEGEND:**  
 DECK CLOSURE POUR AT JOINTS.



**OPTIONAL POUR SEQUENCE**

POUR ② CAN NOT BE STARTED UNTIL BOTH ADJACENT ① POURS REACH A MINIMUM OF 3000 PSI.  
DIMENSIONS GIVEN ALONG ARC OF GRADE LINE

**LEGEND:**  
 DECK CLOSURE POUR AT JOINTS.



**CONSTRUCTION JOINT DETAIL**  
NOTE: REINFORCING STEEL IN SLAB NOT SHOWN. REINFORCING STEEL SHALL BE CONTINUOUS THROUGH JOINT.

PROJECT NO. U-4751  
NEW HANOVER COUNTY  
 STATION: 225+92.26 -L-

DOCUMENT NOT CONSIDERED FINAL UNLESS ALL SIGNATURES COMPLETED			STATE OF NORTH CAROLINA DEPARTMENT OF TRANSPORTATION RALEIGH SUPERSTRUCTURE DECK POUR SEQUENCE		SHEET NO. S3-23
	REVISIONS				TOTAL SHEETS
	NO.	BY:	DATE:	NO.	BY:
1			3		
2			4		

DRAWN BY : <u>MBC</u>	DATE : <u>3-17</u>	DESIGN ENGINEER OF RECORD: <u>P. KELLY</u>	DATE : <u>5-17</u>
CHECKED BY : <u>ACA</u>	DATE : <u>5-17</u>		

STV ENGINEERS, INC.  
 900 West Trade St., Suite 715  
 Charlotte, NC 28202  
 NC License Number F-5991