
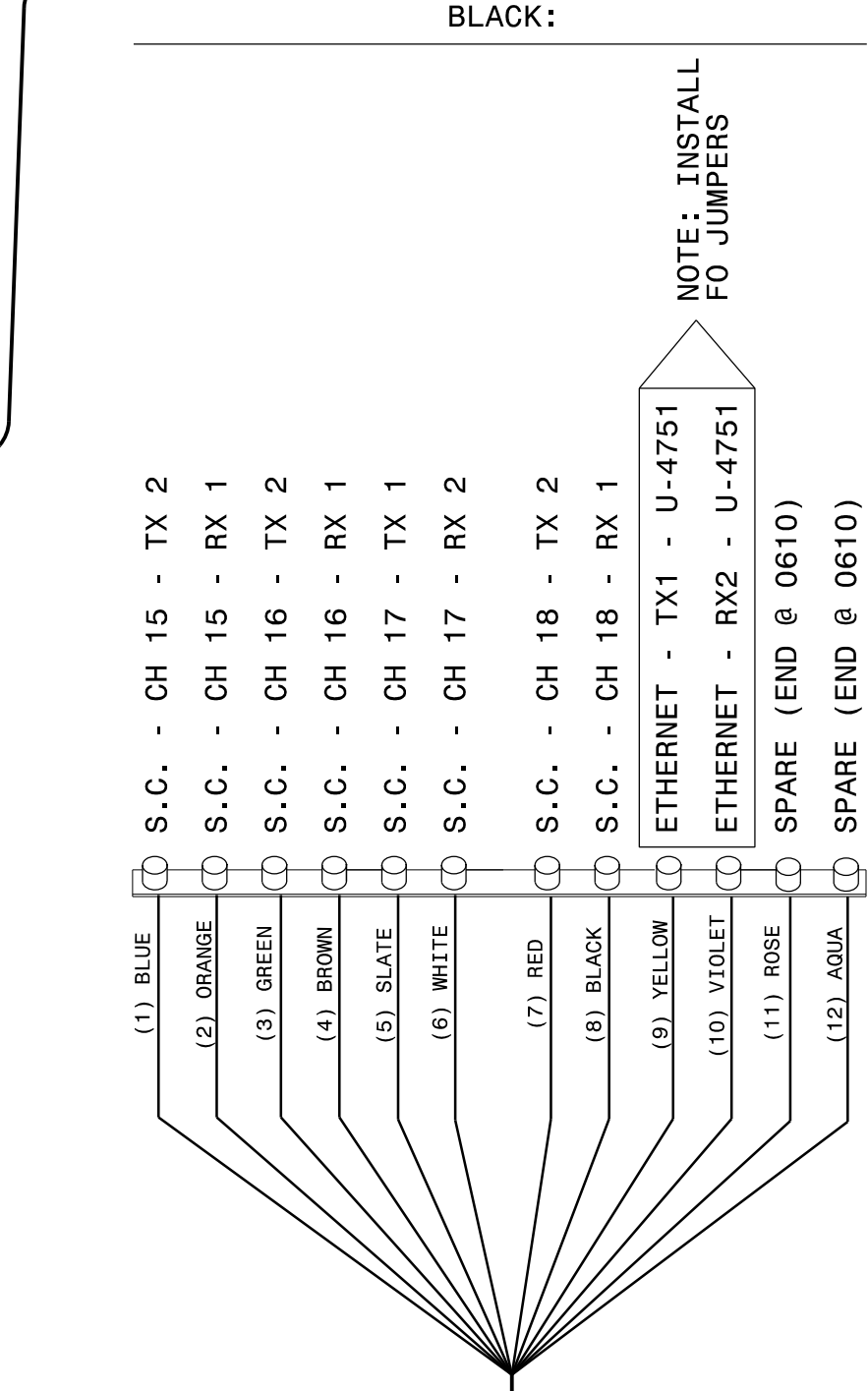
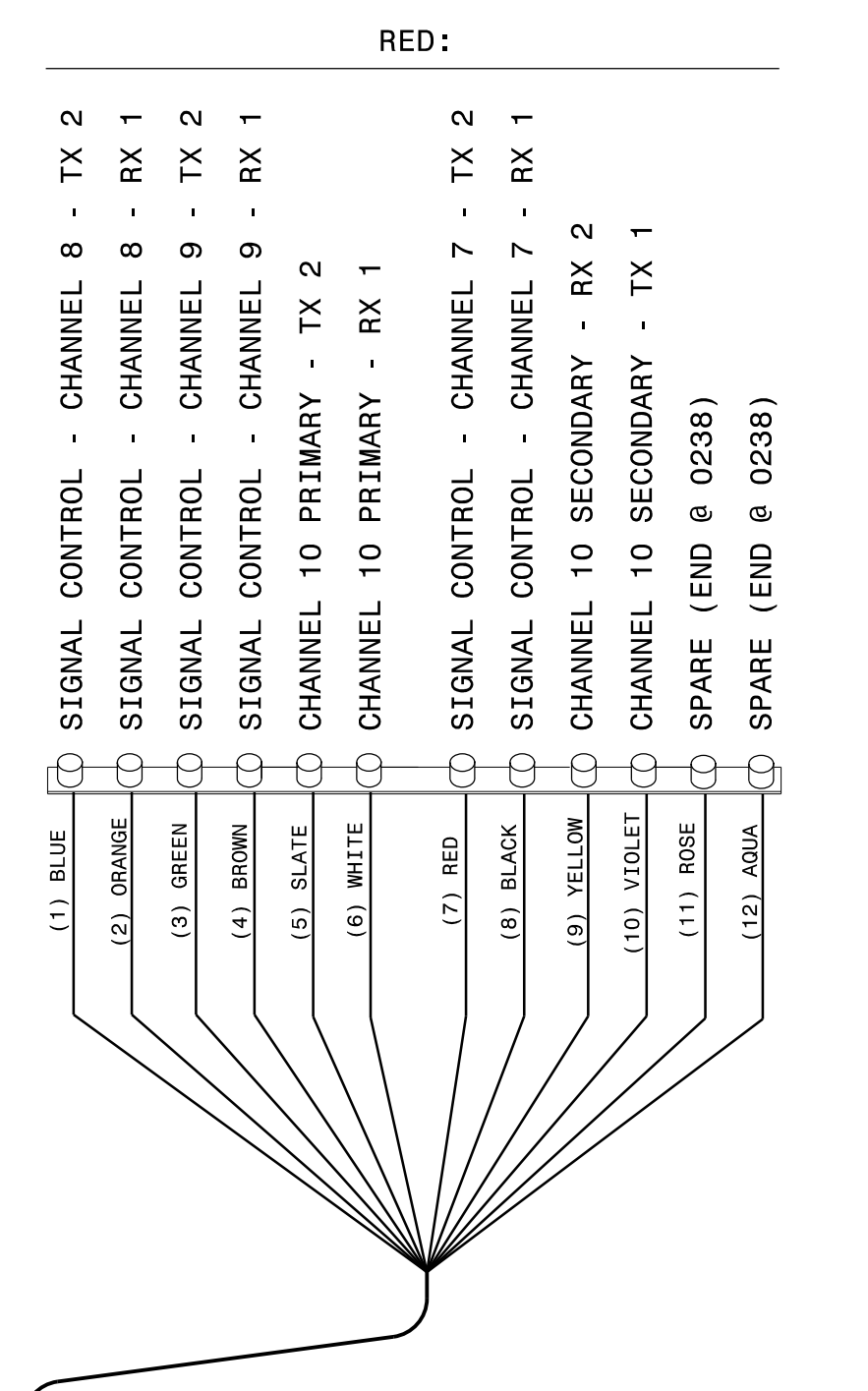

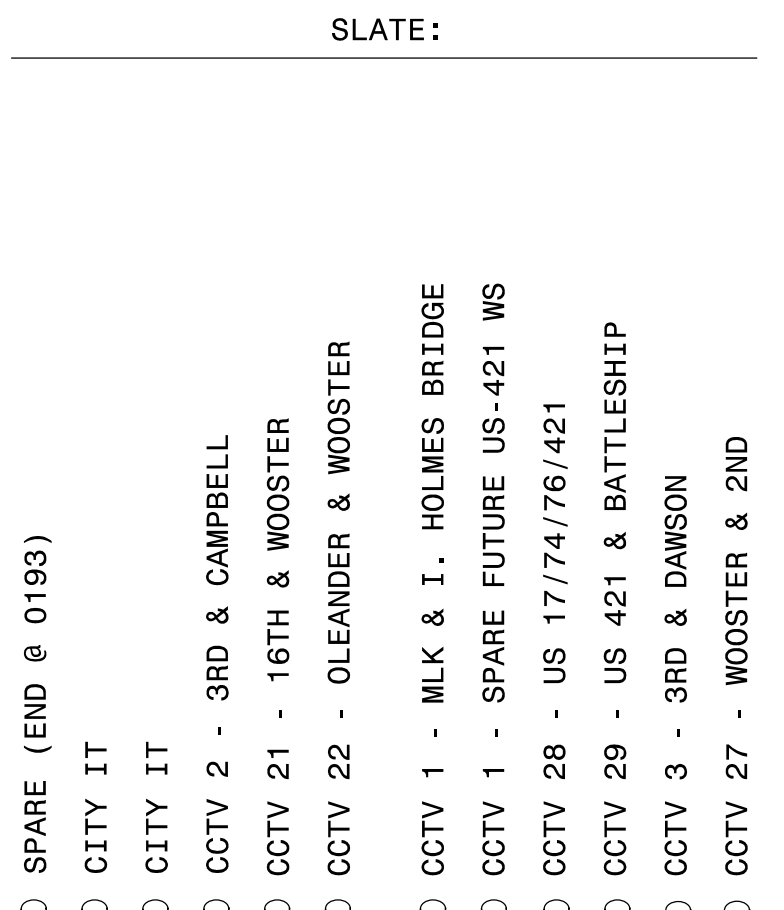
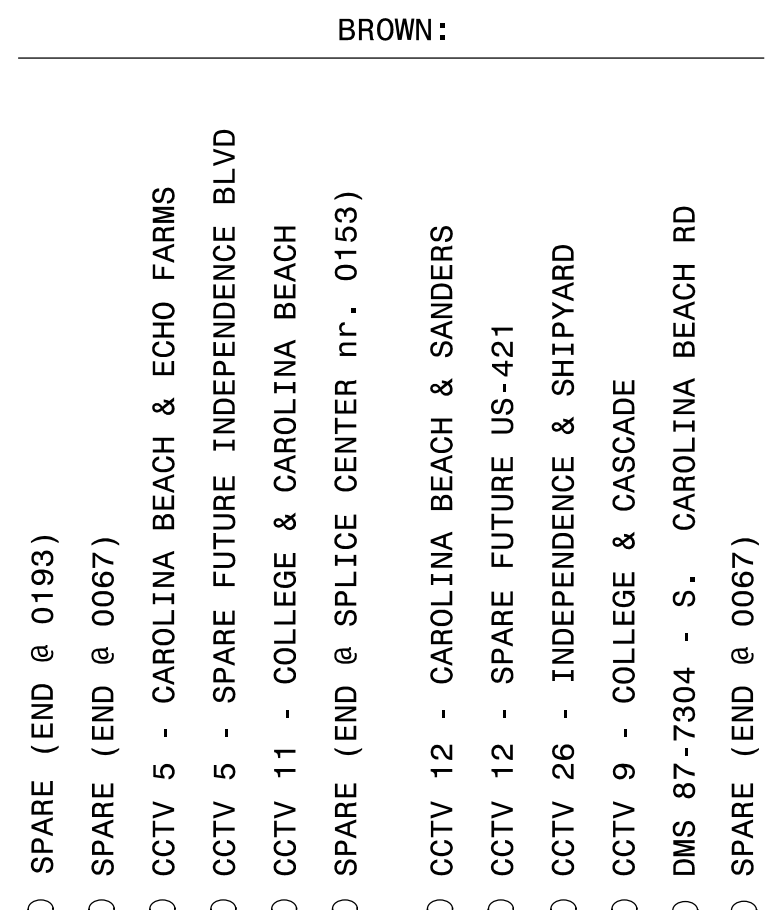

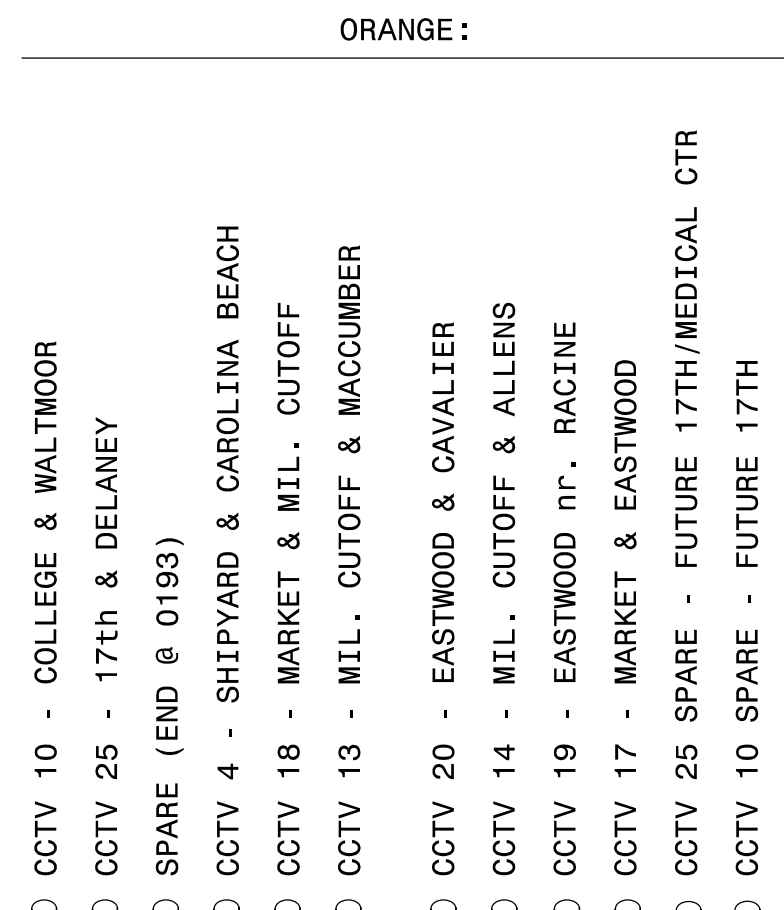
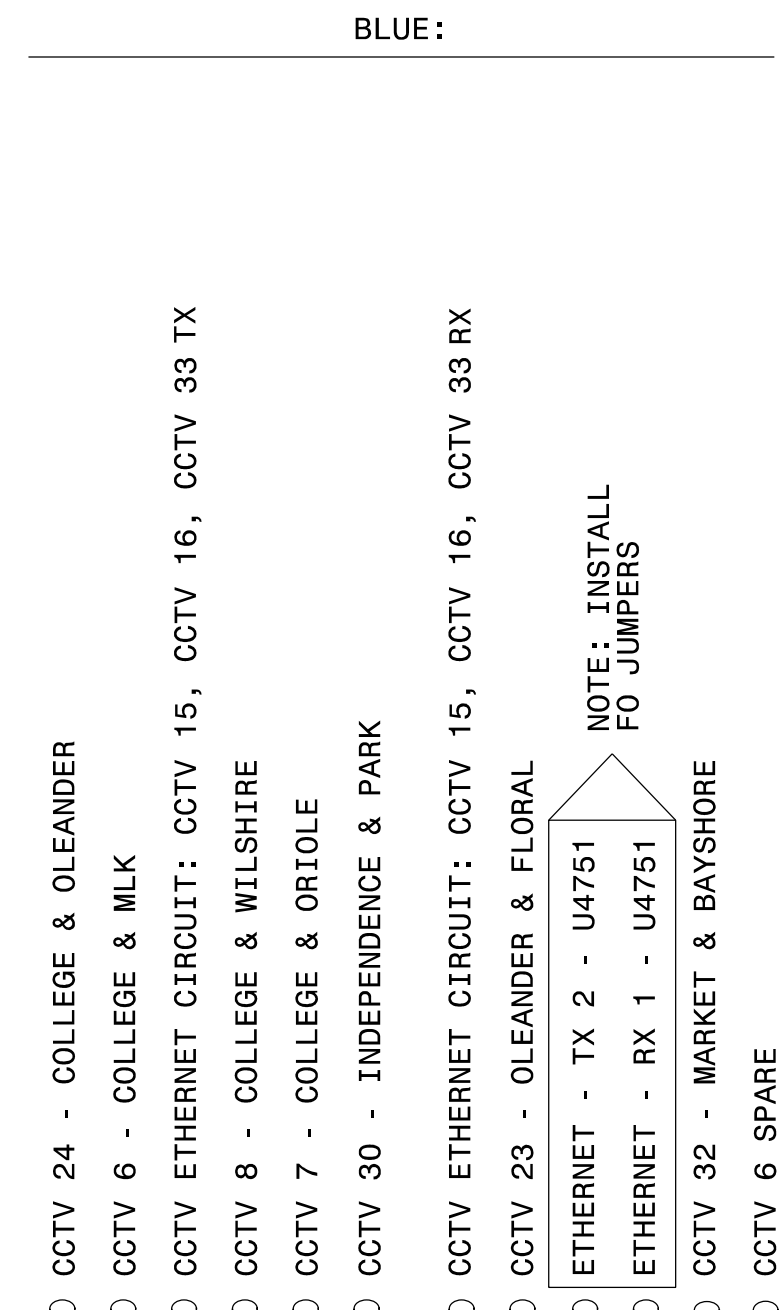


SPLICE DETAIL



SHOWN FOR INFORMATION ONLY



NOTE: INSTALL FO JUMPERS

NOTE: INSTALL FO JUMPERS

- NOTES:
1. INSTALL FIBER-OPTIC JUMPERS AS SHOWN.
  2. ALL PATCH PANELS ARE EXISTING.
  3. FIELD-VERIFY EXISTING TERMINATIONS.

LEGEND

COLOR CODE TIA/EIA 598-B	
(1) BLUE	(7) RED
(2) ORANGE	(8) BLACK
(3) GREEN	(9) YELLOW
(4) BROWN	(10) VIOLET
(5) SLATE	(11) ROSE
(6) WHITE	(12) AQUA

E = EXIST. FUSION SPLICE INDIVIDUAL FIBER TO REMAIN  
 X = FUSION SPLICE INDIVIDUAL FIBER  
 C = CAP AND SEAL

**EXPRESS** = EXPRESS ENTIRE BUFFER TUBE / FIBERS THROUGH WITHOUT CUTTING

**BUFFER SPLICE** = SPLICE ALL FIBERS IN BUFFER TUBE COLOR TO COLOR

NOTES

1. UNUSED FIBERS LEFT COILED AND STORED IN SPLICE TRAY.
2. UNUSED BUFFER TUBES LEFT COILED AND STORED IN SPLICE ENCLOSURE.
3. EDGE SWITCH CONFIGURATIONS ARE GENERIC. CONTRACTOR IS RESPONSIBLE FOR DETERMINING/ENSURING THE PROPER TERMINATIONS.
4. TWO (2) WEEKS PRIOR TO BEGINNING WORK ON THE SIGNAL SYSTEM, CONTACT THE CITY OF WILMINGTON SENIOR SIGNAL SYSTEM OPERATOR, DENYS VIELKANOWITZ, AT 910-341-4676 TO ARRANGE FOR THE CITY OF WILMINGTON TO PROGRAM THE NEW FIELD ETHERNET SWITCHES WITH THE NECESSARY NETWORK CONFIGURATION DATA INCLUDING BUT NOT LIMITED TO: THE PROJECT IP ADDRESS, DEFAULT GATEWAY, SUBNET MASK AND VLAN ID INFORMATION. NOTIFY THE SENIOR SIGNAL SYSTEM OPERATOR AFTER ALL WORK IS PERFORMED TO ENSURE THAT ALL FIBER CIRCUITS ARE FUNCTIONING PROPERLY. WORK IS NOT COMPLETE UNTIL THE SIGNAL SYSTEM IS BACK UP AND OPERATIONAL.
5. CONTRACTOR TO RECORD EXISTING SPLICE ARRANGEMENT FOR COMPARISON TO THE SUPPLIED SPLICE DETAILS. IF DISCREPANCIES EXIST, CONTACT THE ENGINEER TO DETERMINE HOW TO PROCEED WITH RESPLICING. PROVIDE AS-BUILT PLANS TO THE ENGINEER IF FINAL SPLICE ARRANGED DIFFERS FROM THE SUPPLIED SPLICE DETAILS.

6. INCLUDE ON THE COVER OF EACH SPLICE TRAY THE FOLLOWING INFORMATION (SEE STANDARD SPECIFICATIONS ARTICLE 1731-3(A)):
- a. SPLICE LOCATION
  - b. DATE
  - c. COMPANY NAME
  - d. NAME OF INDIVIDUAL PERFORMING THE SPLICE
- PRIOR TO INSTALLING THE COVER ON THE SPLICE TRAY, TAKE A DIGITAL PHOTOGRAPH SHOWING THE SPLICE TRAY AND INFORMATION SHOWN ABOVE (ITEMS A-D) AND SUBMIT PHOTOGRAPH ALONG WITH OTDR TEST RESULTS.

**ATKINS** 5600 SEVENTY-SEVEN CENTER DRIVE, SUITE 340  
 CHARLOTTE, NORTH CAROLINA 28217  
 (704)-522-7275 NCBEES #F-0326

Prepared for the Offices of:

**SR 1409 (Military Cutoff Road)**  
 Fiber Optic Splicing Details

Division 3 New Hanover County Wilmington

PLAN DATE: May 2017	REVIEWED BY: H A Badgett
PREPARED BY: G B Spell	REVIEWED BY: B J Slocum

SCALE: N.T.S.

REVISIONS: INIT. DATE

SEAL

Developed by: Henry Alfred Baigitt 6/6/2017  
 DATE

CADD Filename: SCP 34.dgn