

**This electronic collection of documents is provided  
for the convenience of the user  
and is Not a Certified Document –**

**The documents contained herein were originally issued  
and sealed by the individuals whose names and license  
numbers appear on each page, on the dates appearing  
with their signature on that page.**

**This file or an individual page  
shall not be considered a certified document.**

**STATE OF NORTH CAROLINA  
DEPARTMENT OF TRANSPORTATION**

**SIGNING PLAN  
JOHNSTON COUNTY**

**LOCATION: BRIDGE NO. 32 OVER HANNAH CREEK ON SR 1185 (JOYNER BRIDGE RD.)**

TIP NO. B-4770	SHEET NO. SIGN-1
APPROVED: F30KSCAF966472	
DATE: 5/15/2017	
DOCUMENT NOT CONSIDERED FINAL UNLESS ALL SIGNATURES COMPLETED	

**SUMMARY OF QUANTITIES**

ITEM NO.		ITEM DESCRIPTION	QUANTITY	UNIT
DESC. NO.	SECT. NO.			
4072000000	903	SUPPORTS, 3 LB STEEL U-CHANNEL	14	LF.
4102000000	904	SIGN ERECTION, TYPE E	1	EA.
4155000000	907	DISPOSAL OF SIGN SYSTEM, U-CHANNEL	3	EA.
4158000000	907	DISPOSAL OF SIGN SYSTEM, WOOD	4	EA.

**GENERAL NOTES**

- . SIGNS FURNISHED BY STATE
- . CONFIRM IN WRITING AT LEAST 4 MONTHS IN ADVANCE, THE ACTUAL DATE THE DEPARTMENT FURNISHED SIGNS WILL BE REQUIRED.
- . WHEN NOT STATIONED OR DIMENSIONED ON PLANS, ALL 'E' AND 'F' SIGNS SHALL BE FIELD LOCATED BY THE ENGINEER
- . ALL EXISTING SIGNS ON "U" CHANNEL/WOOD POST WITHIN THE PROJECT LIMITS SHALL BE REMOVED AND DISPOSED OF UNLESS OTHERWISE NOTED ON PLANS.
- . THE BACKGROUND FOR TYPE E & F SIGNS SHALL BE TYPE C REFLECTIVE SHEETING.
- . SEE ROADWAY PLANS FOR GUARD/GUIDE RAIL DETAILS.

**ROADWAY STANDARD DRAWING**

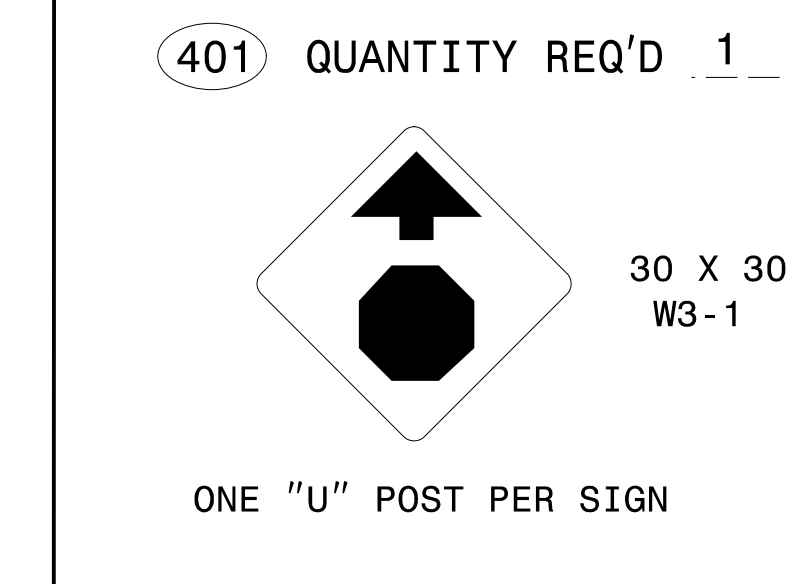
THE FOLLOWING ROADWAY STANDARDS AS APPEAR IN "ROADWAY STANDARD DRAWINGS" - PROJECT SERVICES UNIT - N.C. DEPARTMENT OF TRANSPORTATION - RALEIGH, N.C., DATED JANUARY 2012 ARE APPLICABLE TO THIS PROJECT AND BY REFERENCE HEREBY ARE CONSIDERED A PART OF THESE PLANS:

STD. NO.	TITLE
904.10	ORIENTATION OF GROUND MOUNTED SIGNS
904.50	MOUNTING OF TYPE 'D', 'E' AND 'F' SIGNS ON 'U' CHANNEL POSTS

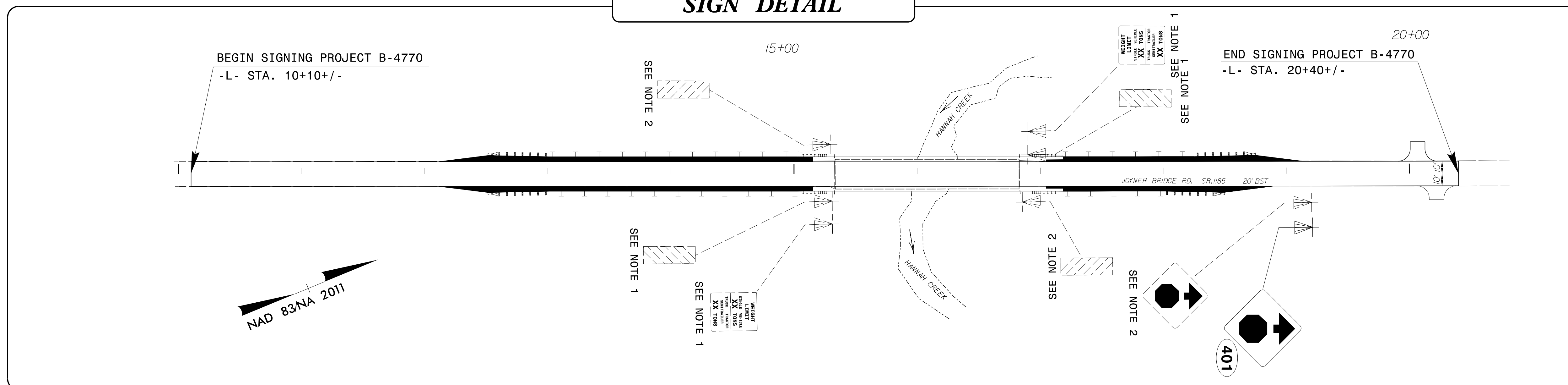
**PROJECT NOTES**

- |   |                                    |
|---|------------------------------------|
| 1 | DISPOSAL OF SIGN SYSTEM, WOOD      |
| 2 | DISPOSAL OF SIGN SYSTEM, U-CHANNEL |

**TYPE "E" SIGNS**




**SIGN DETAIL**



PLAN PREPARED BY: N.C.D.O.T. SIGNING AND DELINEATION UNIT

AYMAN ALQUDWAH, P.E.	SIGNING & DELINEATION REGIONAL ENGINEER
ERIC E WARD	SIGNING & DELINEATION PROJECT DESIGN ENGINEER



**INDEX**

SHEET NO.	DESCRIPTION
SIGN-1	TITLE SHEET, SIGN DETAIL, NOTES

05/15/17 P:\TIPProjects-B\B4770\Traffic\Signing\CADD\Signing Layout Plans\ B4770\_Sgn\_SCN.dgn User:ericward

**T.I.P.: B-4770**

**CONTRACT: C203944**