

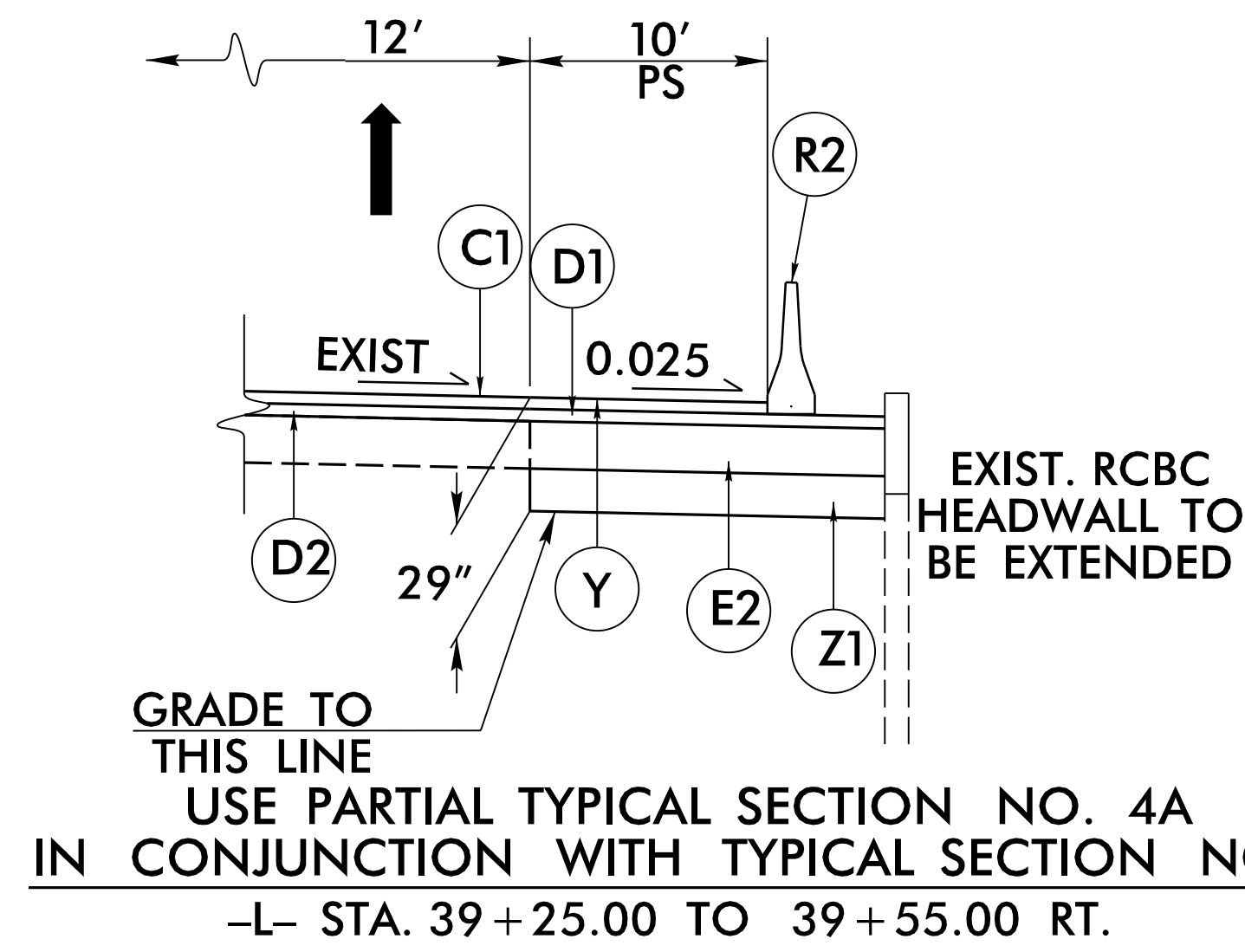
5/14/19 6/15/2017 11:55:16 AM 6/15/2017 11:55:16 AM Rdu+ps02A-3_Typ.dgn

PAVEMENT SCHEDULE	
A1	REPAIR OF JTD. CONC. PAVEMENT
C1	3½" S9.5D
C2	VAR. S9.5D
C3	2" S9.5D
D1	4½" I19.0D
D2	VAR. I19.0D
D3	4" I19.0D
E1	5" B25.0C
E2	9" B25.0C
E3	5½" B25.0C
R1	CMB TYPE T
R2	CMB ANCHORED
R3	SF CONC. BAR.
T	EARTH MAT'L
T1	AGG. SHLD. BORROW
U	EX. PAVEMENT
V	MILL ¾"
V1	VARIABLE DEPTH MILLING
V2	MILL 2"
Y	MILLED RUMBLE STRIPS
Z1	SELECT GRANULAR MATERIAL

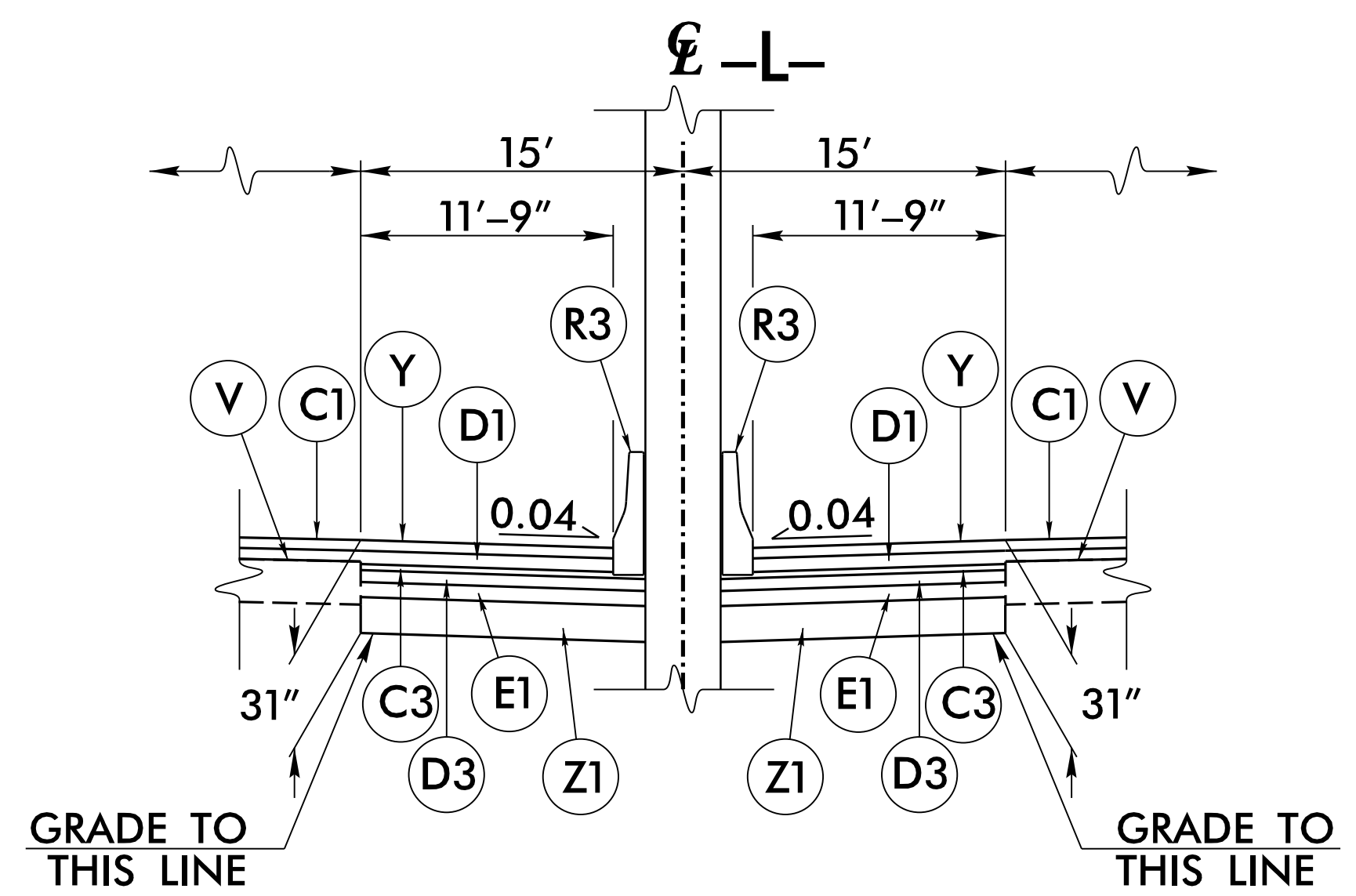
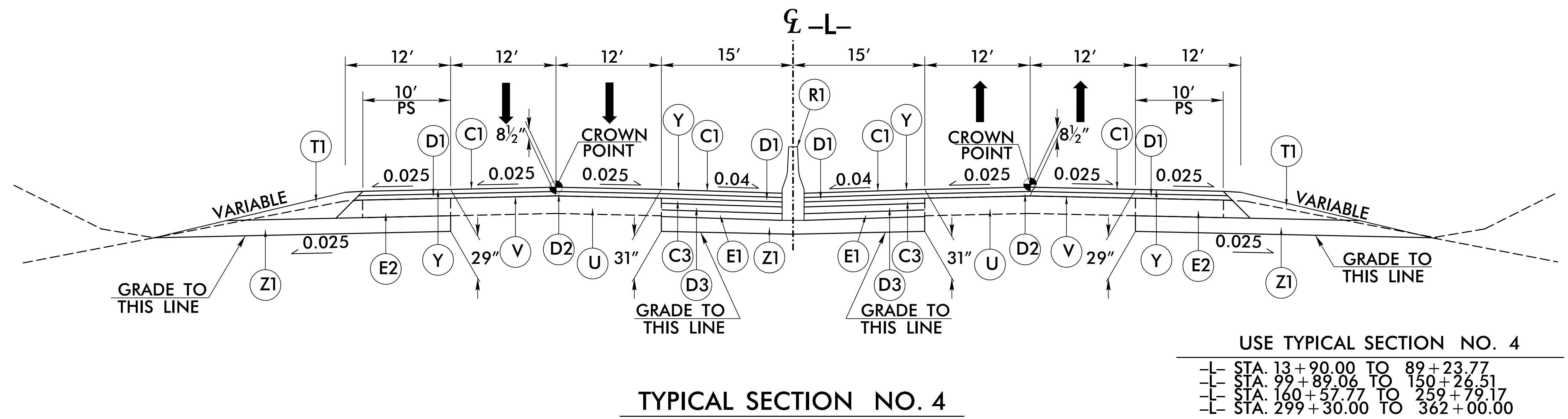
WETHERILL ENGINEERING
 1223 Jones Franklin Rd.
 Raleigh, N.C. 27606
 License No. F-0377
 Bus: 919 851 8077
 Fax: 919 851 8107

TRANSPORTATION PLANNING/DESIGN - BRIDGE/STRUCTURE DESIGN
 CIVIL/SITE DESIGN - GIS/GPS - CONSTRUCTION OBSERVATION

PROJECT REFERENCE NO. 1-5786	SHEET NO. 2A-3
RW SHEET NO.	
ROADWAY DESIGN ENGINEER 6/6/2017 SEAL 21116 BOB & MAY	PAVEMENT DESIGN ENGINEER 6/6/2017 SEAL 32142 COREY D. McLENNAN
DOCUMENT NOT CONSIDERED FINAL UNLESS ALL SIGNATURES COMPLETED	



- TRANSITION FROM TYPICAL NO. 2 TO TYPICAL SECTION NO. 4
 - L- STA. 95+89.06 TO 99+89.06
 - L- STA. 156+57.77 TO 160+57.77
 - L- STA. 295+30.00 TO 299+30.00
- TRANSITION FROM TYPICAL NO. 4 TO TYPICAL SECTION NO. 2
 - L- STA. 89+23.77 TO 93+23.77
 - L- STA. 150+26.51 TO 154+26.51
 - L- STA. 259+79.17 TO 263+79.17
- TRANSITION FROM EXISTING PAVEMENT TO TYPICAL SECTION NO. 4
 - L- STA. 9+90.00 TO 13+90.00
- TRANSITION FROM TYPICAL SECTION NO. 4 TO EXISTING PAVEMENT
 - L- STA. 362+00.00 TO 366+00.00



USE PARTIAL TYPICAL SECTION NO. 4B
 IN CONJUNCTION WITH TYPICAL SECTION NO. 4
 -L- STA. 14+90.23 TO 15+56.17
 -L- STA. 198+55.10 TO 199+03.20
 -L- STA. 337+28.58 TO 337+69.13

NOTE: R3 (SINGLE FACED CONC. BARRIER) TO BE KEYED-IN 1" IN INITIAL INSTALLATION