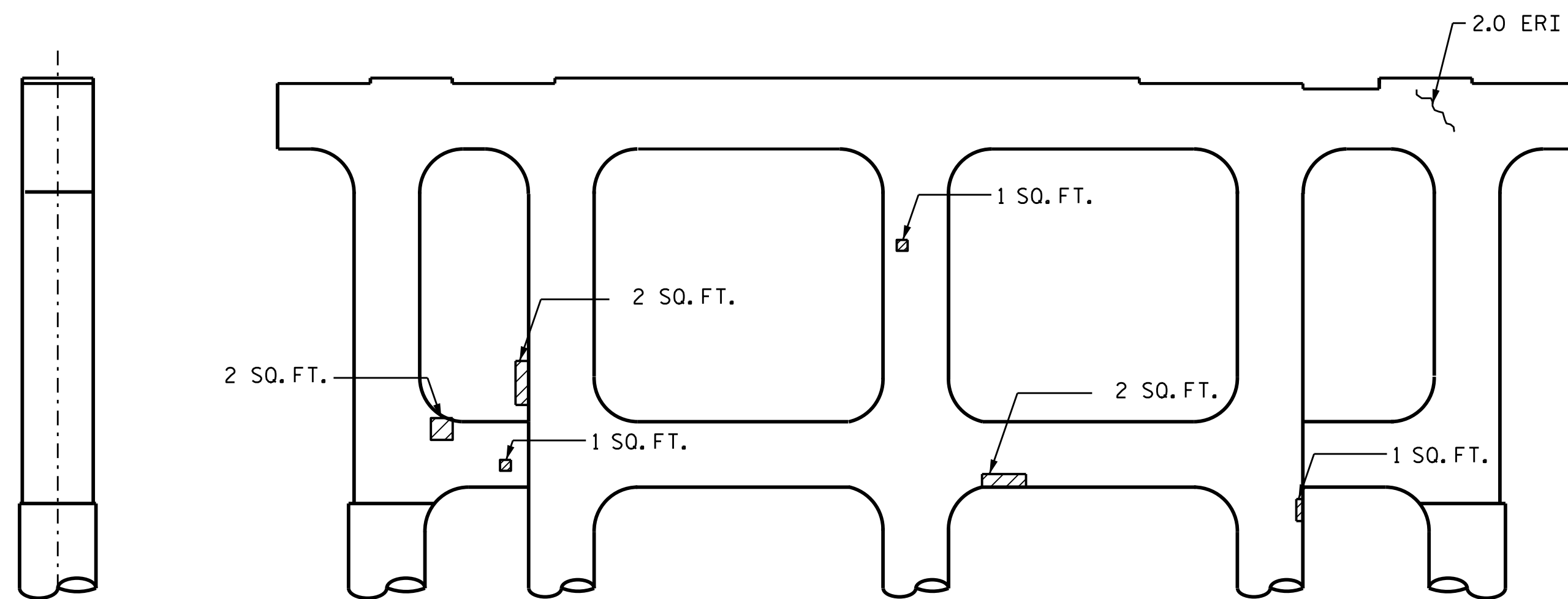
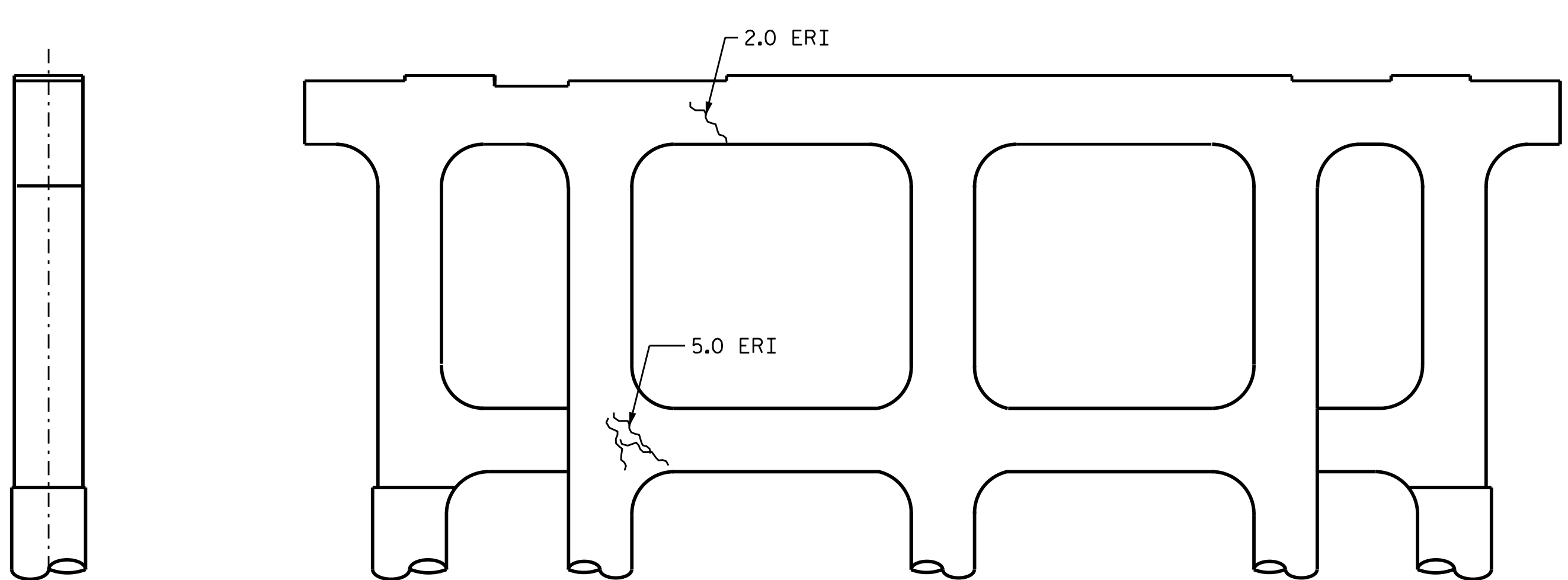


PLAN  
TOP OF CAP

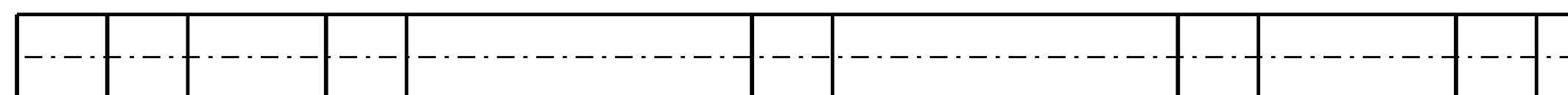


ELEVATION  
SPAN C SIDE



ELEVATION  
SPAN D SIDE

▨ - SHOTCRETE REPAIR  
ERI - EPOXY RESIN INJECTION



PLAN  
BOTTOM OF CAP

NOTES:

REPAIR LOCATIONS AND ESTIMATE OF QUANTITIES ARE GIVEN WITH THE BEST INFORMATION AVAILABLE. IF ADDITIONAL REPAIRS NOT SHOWN ON THE DRAWINGS ARE DEEMED NECESSARY BY THE INSPECTOR OR ENGINEER THE CONTRACTOR SHALL NOTE ON THE DRAWINGS THE APPROXIMATE LOCATION AND DESCRIPTION OF THE REPAIRS AND ADJUST THE ACTUAL QUANTITIES ENTERED INTO THE REPAIR QUANTITY TABLE.

FOR CAP AND COLUMN REPAIR DETAILS, SEE "TYPICAL CAP AND COLUMN REPAIR DETAILS" SHEET.

FOR "SHOTCRETE REPAIRS", SEE SPECIAL PROVISIONS.

FOR "EPOXY RESIN INJECTION", SEE SPECIAL PROVISIONS.

REPAIR QUANTITY TABLE

REPAIRS BENT 3	QUANTITIES			
	ESTIMATE		ACTUAL	
SHOTCRETE REPAIRS	AREA SF	VOLUME CF	AREA SF	VOLUME CF
CAP (VERTICAL FACE)	0.0	0.0		
CAP (HORIZONTAL, CORNER)	0.0	0.0		
COLUMN	3.0	1.5		
STRUT	5.0	2.5		
FOOTER	0.0	0.0		
EPOXY RESIN INJECTION		LN. FT		LN. FT
CAP		4.0		
COLUMN		5.0		
STRUT		0.0		
FOOTER		0.0		
EPOXY COATING	AREA SF			
TOP OF CAP	193.4			

VALUES IN CHART REPRESENT ESTIMATED REPAIR TOTALS AFTER REMOVAL OF UNSOUND CONCRETE, MIN. OF 1" BEHIND REBAR AND MIN. 1" CL TO SAWCUT. SEE REPAIR DETAILS.

PROJECT NO. I-5839  
HALIFAX COUNTY  
 BRIDGE NO. 131



STATE OF NORTH CAROLINA  
 DEPARTMENT OF TRANSPORTATION  
 RALEIGH

**SUBSTRUCTURE  
 BENT 3**

DRAWN BY : S. T. SANDOR DATE : 02/2017  
 CHECKED BY : W. C. SMITH DATE : 03/2017

DOCUMENT NOT CONSIDERED FINAL UNLESS ALL SIGNATURES COMPLETED

REVISIONS						SHEET NO.
NO.	BY:	DATE:	NO.	BY:	DATE:	TOTAL SHEETS
1			3			S-16
2			4			42