

**This electronic collection of documents is provided  
for the convenience of the user  
and is Not a Certified Document –**


**The documents contained herein were originally issued  
and sealed by the individuals whose names and license  
numbers appear on each page, on the dates appearing  
with their signature on that page.**

**This file or an individual page  
shall not be considered a certified document.**

**STATE OF NORTH CAROLINA  
DEPARTMENT OF TRANSPORTATION**

**SIGNING PLAN  
ROWAN COUNTY**

**LOCATION: SR 1221 (OLD BEATTY FORD ROAD)  
FROM SR 1337 (LENTZ ROAD) TO  
SR 2335 (LOWER STONE CHURCH ROAD)**

PROJECT REFERENCE NO. <i>W-5313</i>	SHEET NO. <i>SIGN-1</i>
APPROVED: <i>Ronald W King</i> <small>13E7AF7B8A4448</small>	
DATE: 5/3/2016   9:26 AM PT	
SEAL 	
<b>DOCUMENT NOT CONSIDERED FINAL UNLESS ALL SIGNATURES COMPLETED</b>	

**T.I.P.: W-5313**

**CONTRACT: C203672**

**ROADWAY STANDARD DRAWING**

THE FOLLOWING ROADWAY STANDARDS AS APPEAR IN "ROADWAY STANDARD DRAWINGS" - PROJECT SERVICES UNIT - N.C. DEPARTMENT OF TRANSPORTATION - RALEIGH, N.C., DATED JANUARY 2012 ARE APPLICABLE TO THIS PROJECT AND BY REFERENCE HEREBY ARE CONSIDERED A PART OF THESE PLANS:

STD. NO.	TITLE
904.10	ORIENTATION OF GROUND MOUNTED SIGNS
904.50	MOUNTING OF TYPE 'D', 'E' AND 'F' SIGNS ON 'U' CHANNEL POSTS
1264.01	OBJECT MARKERS - TYPES
1264.02	OBJECT MARKERS - INSTALLATION

**GENERAL NOTES**

- . SIGNS FURNISHED BY STATE
- . ALL TYPE 'D' SIGNS SHALL BE MOUNTED ON TWO U-CHANNEL POSTS UNLESS OTHERWISE INDICATED ON THE PLANS.
- . IF REMOVAL OR RELOCATION OF SIGNS ON PRIVATE STREET (NON-STATE MAINTAINED) IS REQUIRED DUE TO CONSTRUCTION, THE CONTRACTOR SHALL INFORM THE ENGINEER. THE WORK WILL BE COMPLETED BY OTHERS.
- . WHEN NOT STATIONED OR DIMENSIONED ON PLANS, ALL 'E' AND 'F' SIGNS SHALL BE FIELD LOCATED BY THE ENGINEER
- . ALL EXISTING SIGNS ON "U" CHANNEL POST WITHIN THE PROJECT LIMITS SHALL BE REMOVED AND DISPOSED OF UNLESS OTHERWISE NOTED ON PLANS.
- . THE BACKGROUND FOR TYPE E & F SIGNS SHALL BE TYPE C REFLECTIVE SHEETING.
- . SEE ROADWAY PLANS FOR GUARD/GUIDE RAIL DETAILS.

**SUMMARY OF QUANTITIES**

ITEM NO.		ITEM DESCRIPTION	QUANTITY	UNIT
DESC. NO.	SECT. NO.			
4072000000	903	SUPPORTS, 3 LB STEEL U-CHANNEL	1827	L.F.
4096000000	904	SIGN ERECTION, TYPE D	2	EA.
4102000000	904	SIGN ERECTION, TYPE E	133	EA.
4155000000	907	DISPOSAL OF SIGN SYSTEM, U-CHANNEL	76	EA.

**PROJECT NOTES**


- |   |                                    |
|---|------------------------------------|
| 1 | DISPOSAL OF SIGN SYSTEM, U-CHANNEL |
|---|------------------------------------|

**INDEX**


SHEET NO.	DESCRIPTION
SIGN-1	TITLE SHEET
SIGN-2	E SHEETS
SIGN-3	SIGN DESIGNS
SIGN-4-24	SIGNING PLAN SHEETS

PLAN PREPARED BY: N.C.D.O.T. SIGNING AND DELINEATION UNIT

R. B. ROACH, PE SIGNING & DELINEATION REGIONAL ENGINEER  
A. N. KIDD SIGNING & DELINEATION PROJECT DESIGN ENGINEER

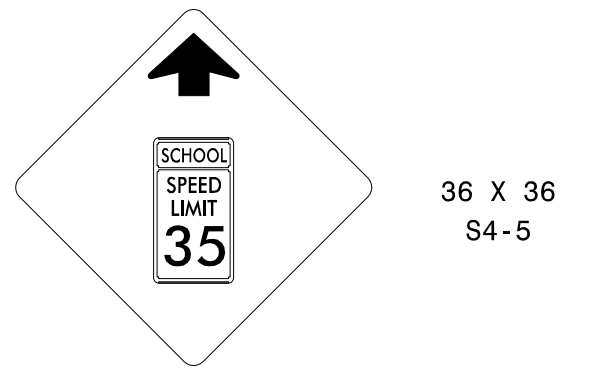


APPROVED: Ronald W. King  
13E7AF7B8A4448...  
 DATE: 5/3/2016 | 9:26 AM PT



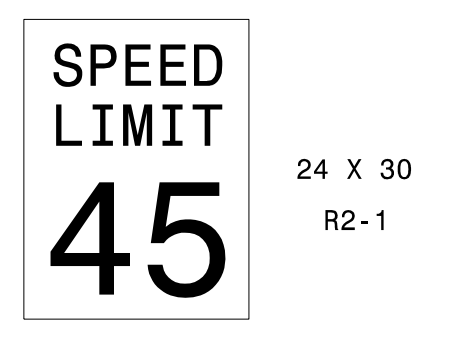
**DOCUMENT NOT CONSIDERED FINAL  
UNLESS ALL SIGNATURES COMPLETED**

401 QUANTITY REQ'D 2



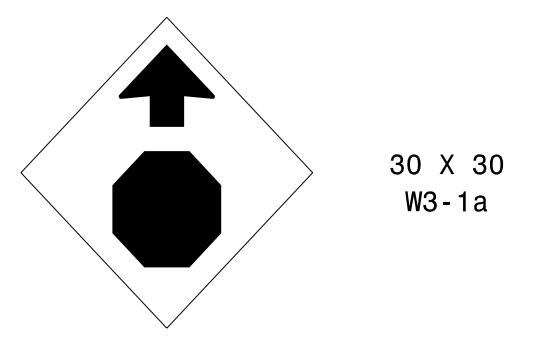
36 X 36  
S4-5  
YELLOW/GREEN REFLECTIVE SHEETING  
ONE "U" POST PER SIGN

406 QUANTITY REQ'D 6



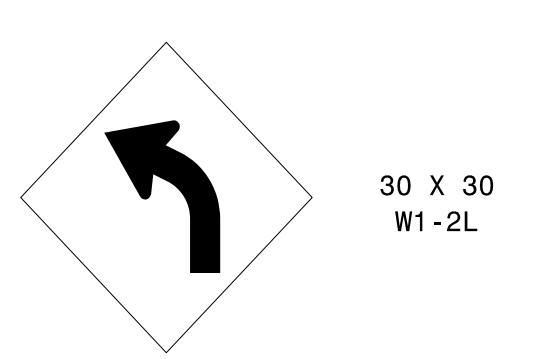
24 X 30  
R2-1  
ONE "U" POST PER SIGN

411 QUANTITY REQ'D 2



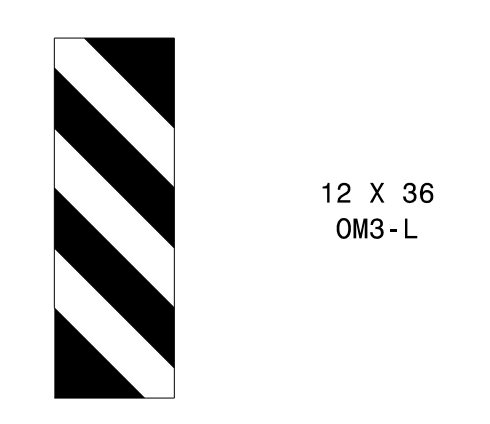
30 X 30  
W3-1a  
ONE "U" POST PER SIGN

416 QUANTITY REQ'D 4



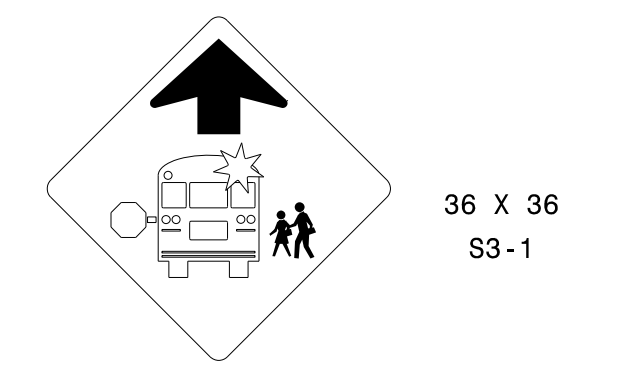
30 X 30  
W1-2L  
ONE "U" POST PER SIGN

421 QUANTITY REQ'D 2




12 X 36  
OM3-L  
ONE "U" POST PER SIGN

426 QUANTITY REQ'D 1



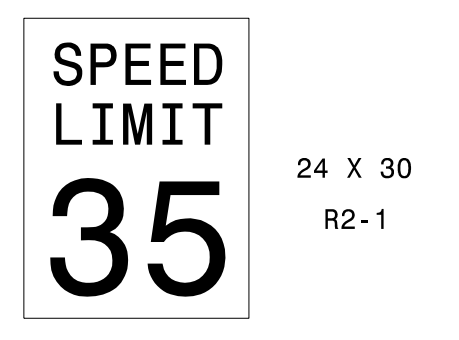
36 X 36  
S3-1  
ONE "U" POST PER SIGN

402 QUANTITY REQ'D 2



36 X 36  
S1-1  
YELLOW/GREEN REFLECTIVE SHEETING  
ONE "U" POST PER SIGN

407 QUANTITY REQ'D 2



24 X 30  
R2-1  
ONE "U" POST PER SIGN

412 QUANTITY REQ'D 4




18 X 6  
R1-3P  
MOUNT BELOW SIGN 405  
IN 4 INSTALLATIONS

417 QUANTITY REQ'D 8



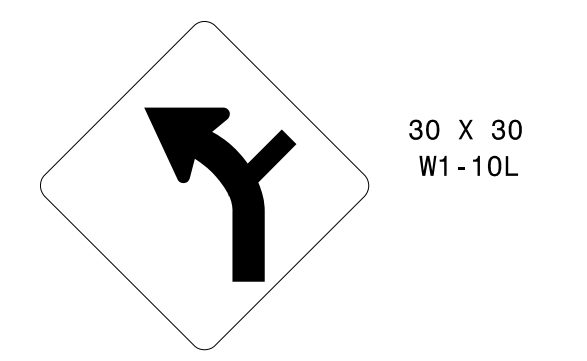
18 X 18  
W13-1  
MOUNT BELOW SIGN 416  
IN 3 INSTALLATIONS  
MOUNT BELOW SIGN 422  
IN 3 INSTALLATIONS  
MOUNT BELOW SIGN 423  
IN 2 INSTALLATIONS

422 QUANTITY REQ'D 4



30 X 30  
W1-2R  
ONE "U" POST PER SIGN

427 QUANTITY REQ'D 1




30 X 30  
W1-10L  
ONE "U" POSTS PER SIGN

403 QUANTITY REQ'D 4



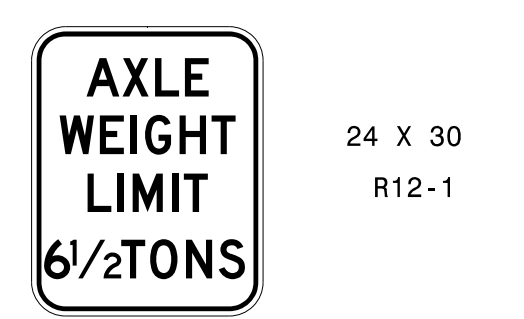
24 X 18  
S4-3P  
MOUNT ABOVE SIGN 407  
IN 2 INSTALLATIONS  
MOUNT BELOW SIGN 402  
IN 2 INSTALLATIONS

408 QUANTITY REQ'D 2



24 X 10  
S4-1P  
MOUNT BELOW SIGN 407  
IN 2 INSTALLATIONS

413 QUANTITY REQ'D 1




24 X 30  
R12-1  
ONE "U" POST PER SIGN

418 QUANTITY REQ'D 20



18 X 24  
W1-8L  
ONE "U" POST PER SIGN

423 QUANTITY REQ'D 2



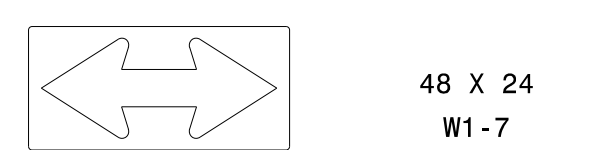
30 X 30  
W1-4L  
ONE "U" POSTS PER SIGN

428 QUANTITY REQ'D 2



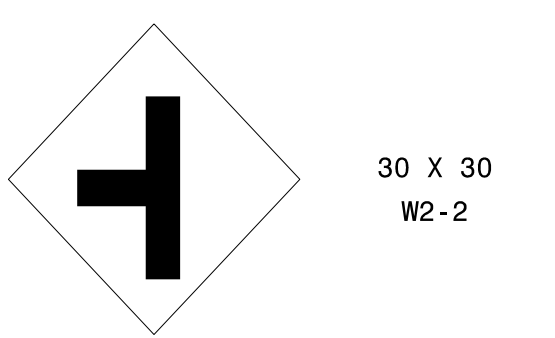
18 X 18  
W13-1  
MOUNT BELOW SIGN 427  
IN 1 INSTALLATIONS  
MOUNT BELOW SIGN 429  
IN 1 INSTALLATIONS

404 QUANTITY REQ'D 2



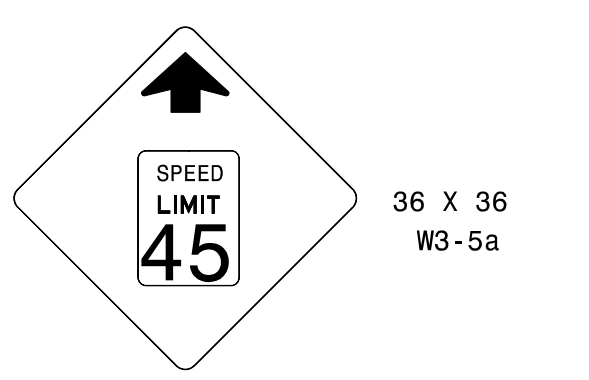
48 X 24  
W1-7  
ONE "U" POST PER SIGN

409 QUANTITY REQ'D 1




30 X 30  
W2-2  
ONE "U" POST PER SIGN

414 QUANTITY REQ'D 1



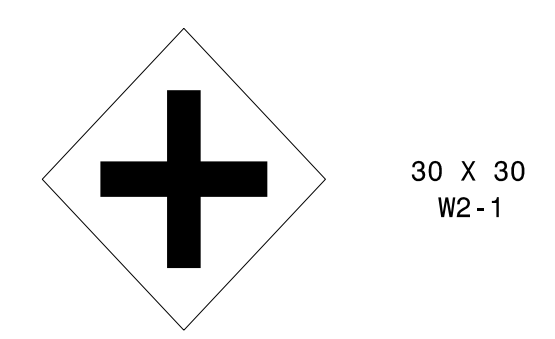
36 X 36  
W3-5a  
ONE "U" POST PER SIGN

419 QUANTITY REQ'D 20



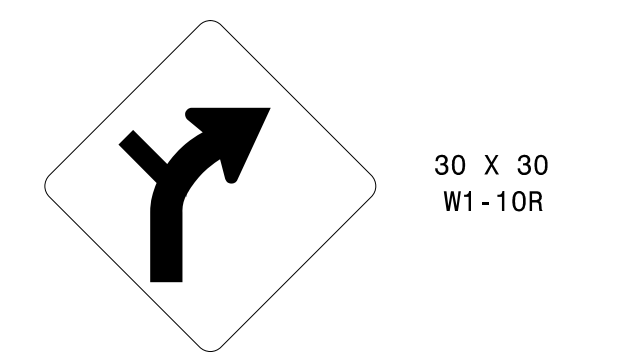
18 X 24  
W1-8R  
ONE "U" POST PER SIGN

424 QUANTITY REQ'D 2




30 X 30  
W2-1  
ONE "U" POSTS PER SIGN

429 QUANTITY REQ'D 1



30 X 30  
W1-10R  
ONE "U" POSTS PER SIGN

405 QUANTITY REQ'D 22



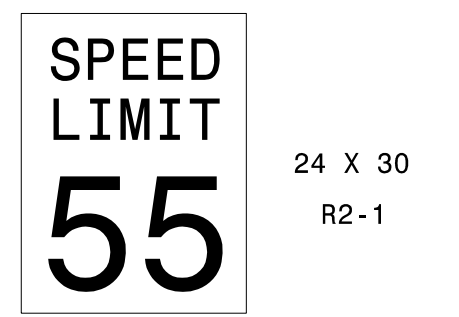
36 X 36  
R1-1  
ONE "U" POST PER SIGN

410 QUANTITY REQ'D 3



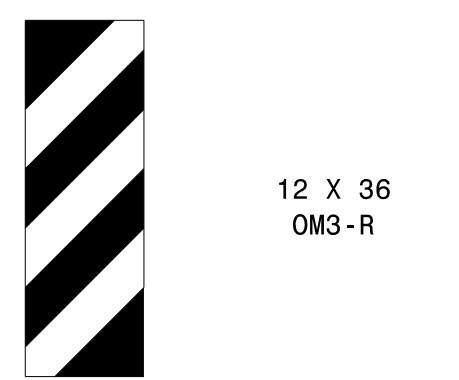
30 X 30  
W14-2  
ONE "U" POST PER SIGN

415 QUANTITY REQ'D 8



24 X 30  
R2-1  
ONE "U" POST PER SIGN

420 QUANTITY REQ'D 2



12 X 36  
OM3-R  
ONE "U" POST PER SIGN


425 QUANTITY REQ'D 2



18 X 18  
W13-1  
MOUNT BELOW SIGN 424  
IN 2 INSTALLATIONS

**TYPE "E" SIGNS**

5/3/2016 P:\Projects-W\5313-Traffic\Signing\CADD\Signing Layout Plans\W-5313 PLAN SHEETS.dgn

PROJECT REFERENCE NO. W-5313	SHEET NO. SIGN-3
APPROVED: <i>Ronald W King</i> <small>13E7AF7B8AA4448</small>	
DATE: 5/3/2016   9:26 AM PT	
SEAL 	
DOCUMENT NOT CONSIDERED FINAL UNLESS ALL SIGNATURES COMPLETED	

SIGN NUMBER: 301,302	BACKG COLOR: Green	DESIGN BY: A. KIDD	CHECKED BY: R. ROACH	Jun 09, 2015
TYPE: D	COPY COLOR: White	PROJECT ID: ID	LOCATION: SR 1221	DIV: 9
QUANTITY: 2				
SIGN WIDTH: 3'-0"				
HEIGHT: 3'-0"				
TOTAL AREA: 9.0 Sq.Ft.				
BORDER TYPE: FLUSH				
RECESS: 0"				
WIDTH: 0.75"				
RADII: 3"				
NO. Z BARS:				
LENGTH:				

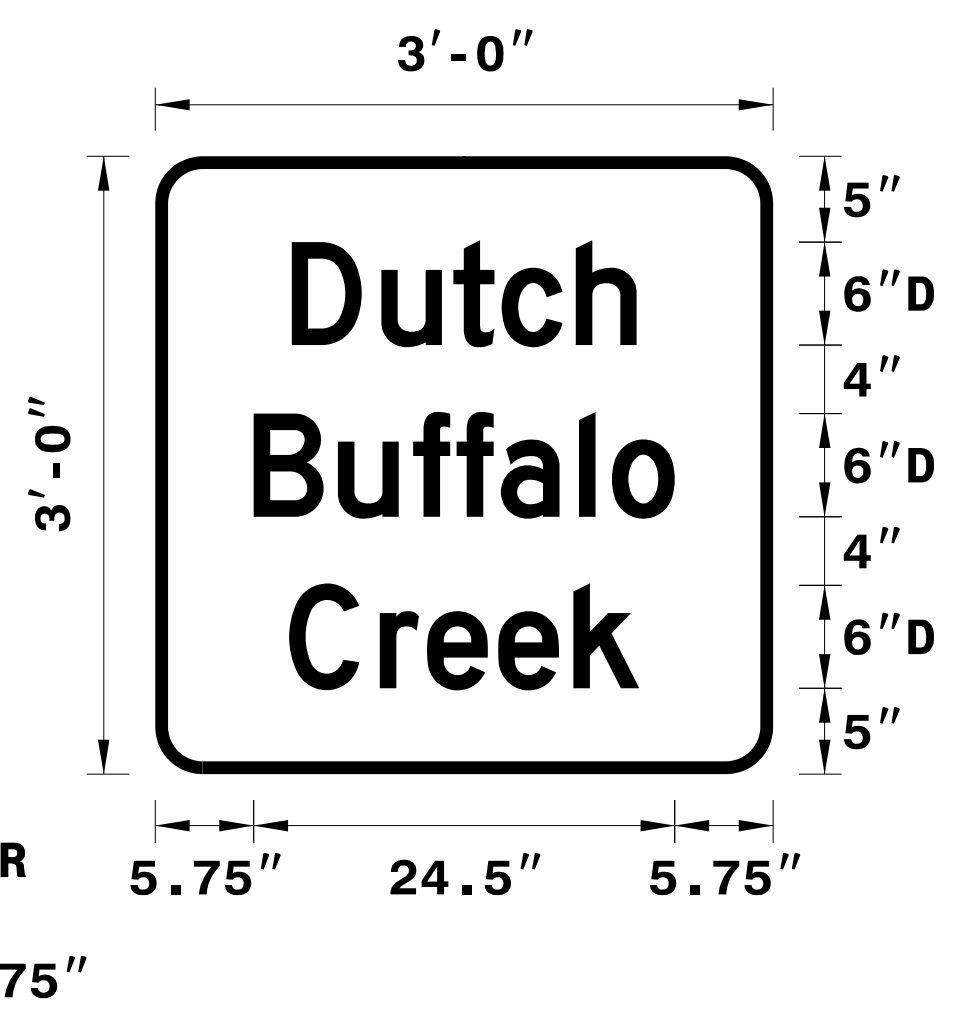
  

SYMBOL	X	Y	WID	HT

MAT'L: 0.125" (3.2 mm) ALUMINUM

USE NOTES: 1,2

- Legend and border (except those that are colored black) shall be direct applied Grade C sheeting.
- Background shall be Grade C reflective sheeting.



Spacing Factor is 1 unless specified otherwise

**LETTER POSITIONS**


Letter spacings are to start of next letter

	D	u	t	c	h															Series/Size						
																Text Length										
	7.9	5.2	4.2	2.8	4.3	3.5	8																			D 2000
																										20.1
		B	u	f	f	a	l	o																		D 2000
	5.7	4.9	4.4	2.5	2.6	4.6	1.9	3.7	5.7																	24.5
		C	r	e	e	k																				D 2000
	7.8	5.3	2.8	4.1	4.4	3.8	7.8																			20.4

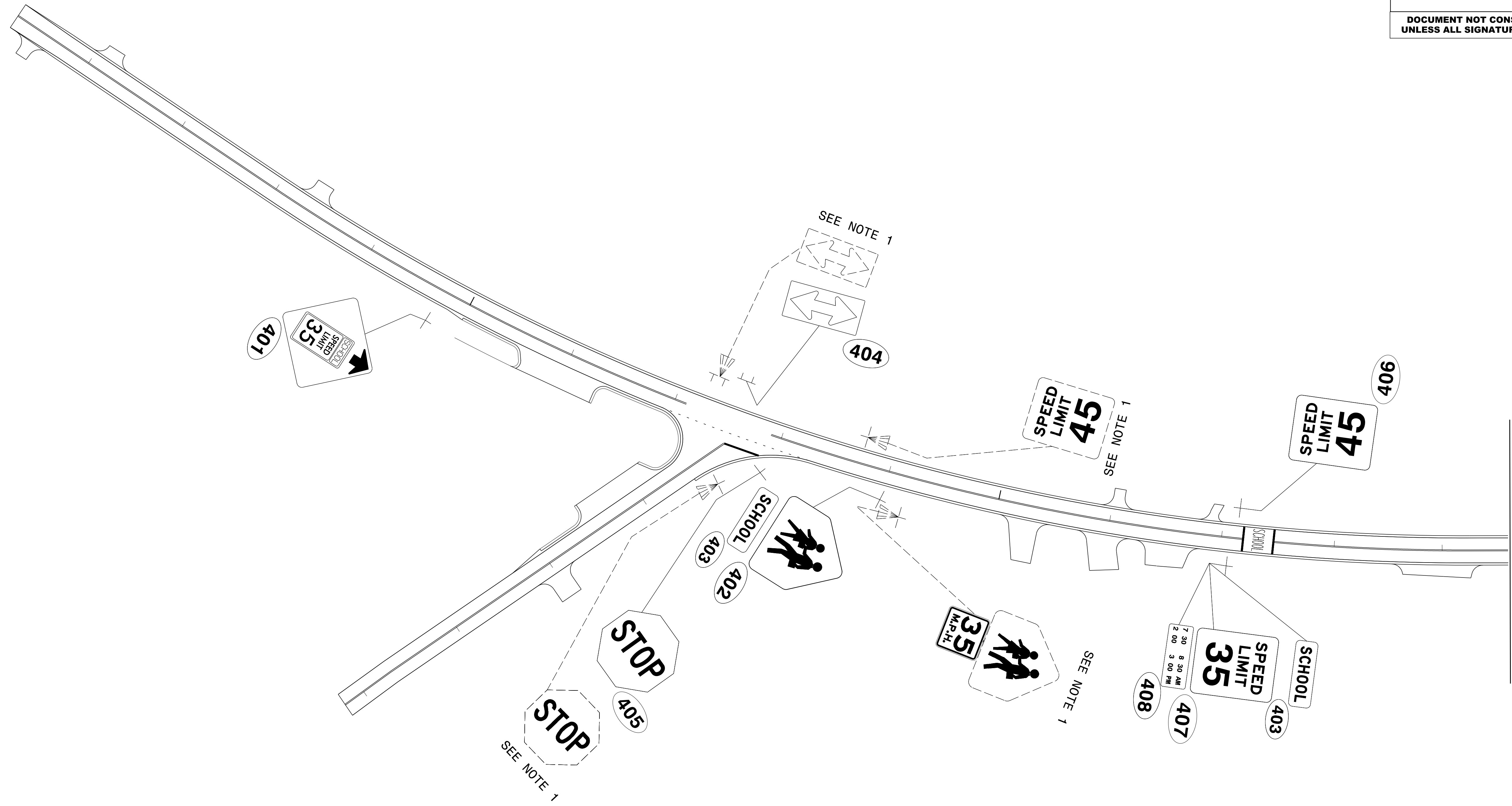
FILENAME: W-5313\_Sign\_Designs

NORTH CAROLINA D.O.T. SIGN DETAIL

5/3/2016 P:\Projects-W\5313\Traffic\Signing\CADD\Signing Layout Plans\W-5313 PLAN SHEETS.dgn

TIP NO. W-5313	SHEET NO. SIGN-4
Approved by: <i>Ronald W. King</i> <small>13E7AF7B8AA4448...</small>	
DATE: 5/3/2016   9:26 AM PT	
SEAL 	
<b>DOCUMENT NOT CONSIDERED FINAL UNLESS ALL SIGNATURES COMPLETED</b>	

MAD 83/MSRS 2007

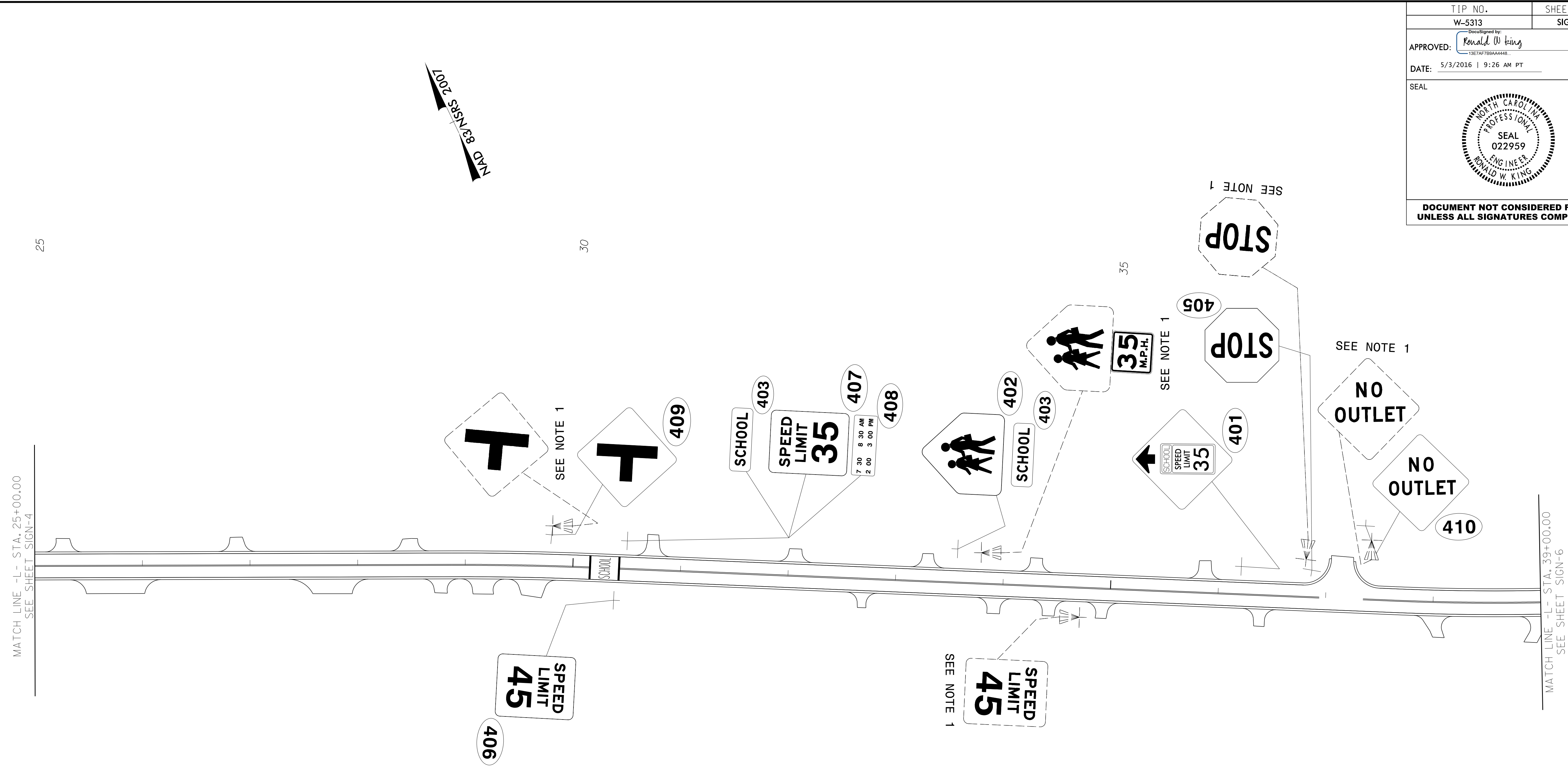


**PAY ITEM NOTES**

1	DISPOSAL OF SIGN SYSTEM, U-CHANNEL
---	------------------------------------

**EXISTING & PROPOSED SIGNS  
STA. 10+00 TO 25+00**

5/3/2016 P:\IP\Projects-W\5313\Traffic\Signing\CADD\Signing Layout Plans\W-5313\_Sgn\_SGN\_SHT04.dgn User:rkid1

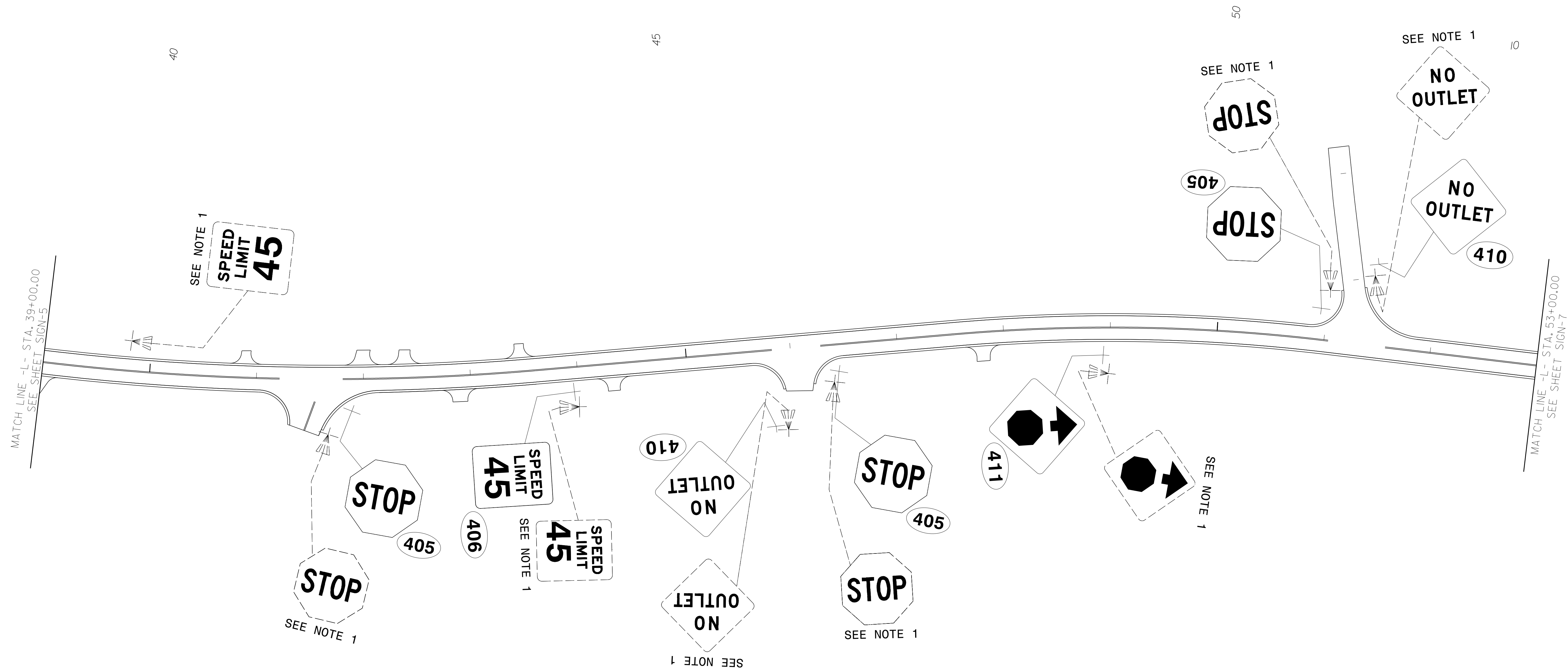


**PAY ITEM NOTES**

1	DISPOSAL OF SIGN SYSTEM, U-CHANNEL
---	------------------------------------

**EXISTING & PROPOSED SIGNS  
STA. 25+00 TO 39+00**

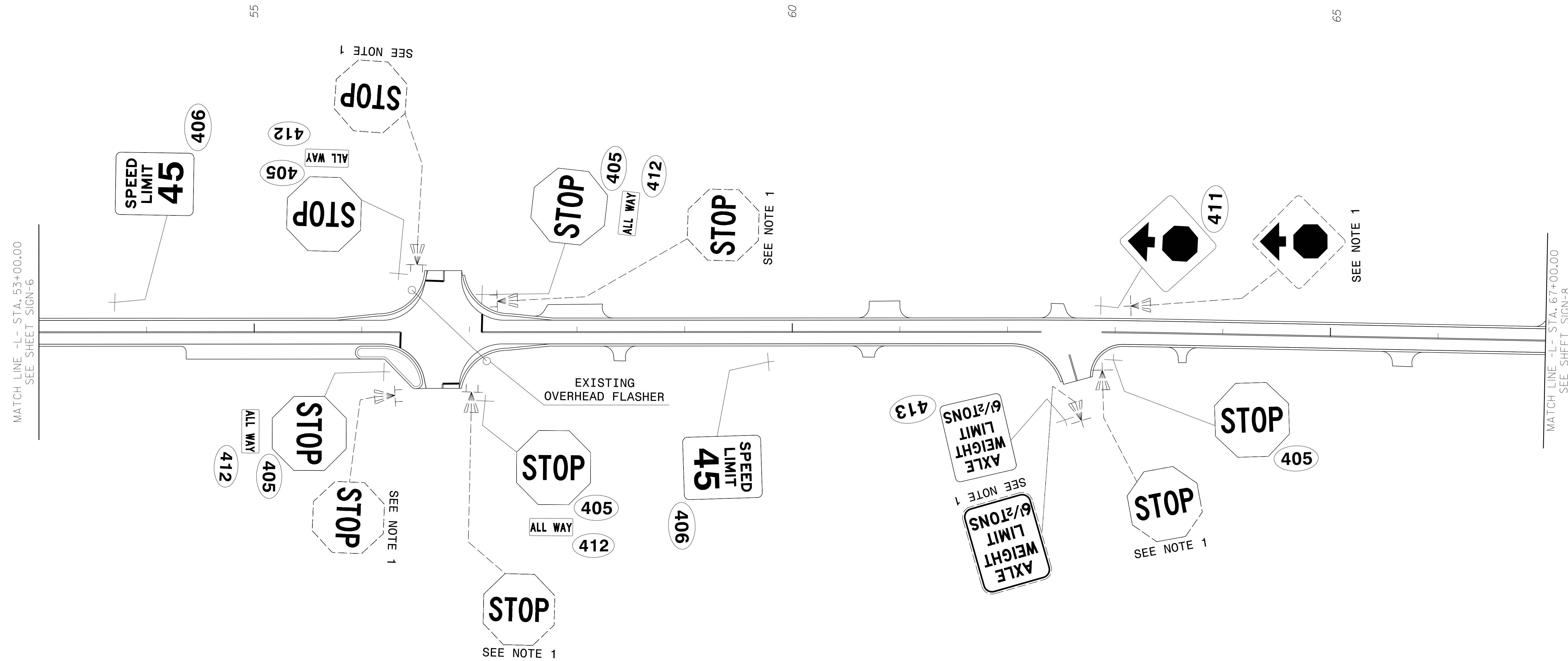
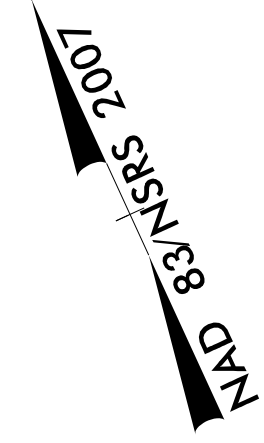
LOOK FOR SIGN 8  
DVA



**PAY ITEM NOTES**

- |   |                                    |
|---|------------------------------------|
| 1 | DISPOSAL OF SIGN SYSTEM, U-CHANNEL |
|---|------------------------------------|

**EXISTING & PROPOSED SIGNS  
STA. 39+00 TO 53+00**




**PAY ITEM NOTES**

- |   |                                    |
|---|------------------------------------|
| 1 | DISPOSAL OF SIGN SYSTEM, U-CHANNEL |
|---|------------------------------------|

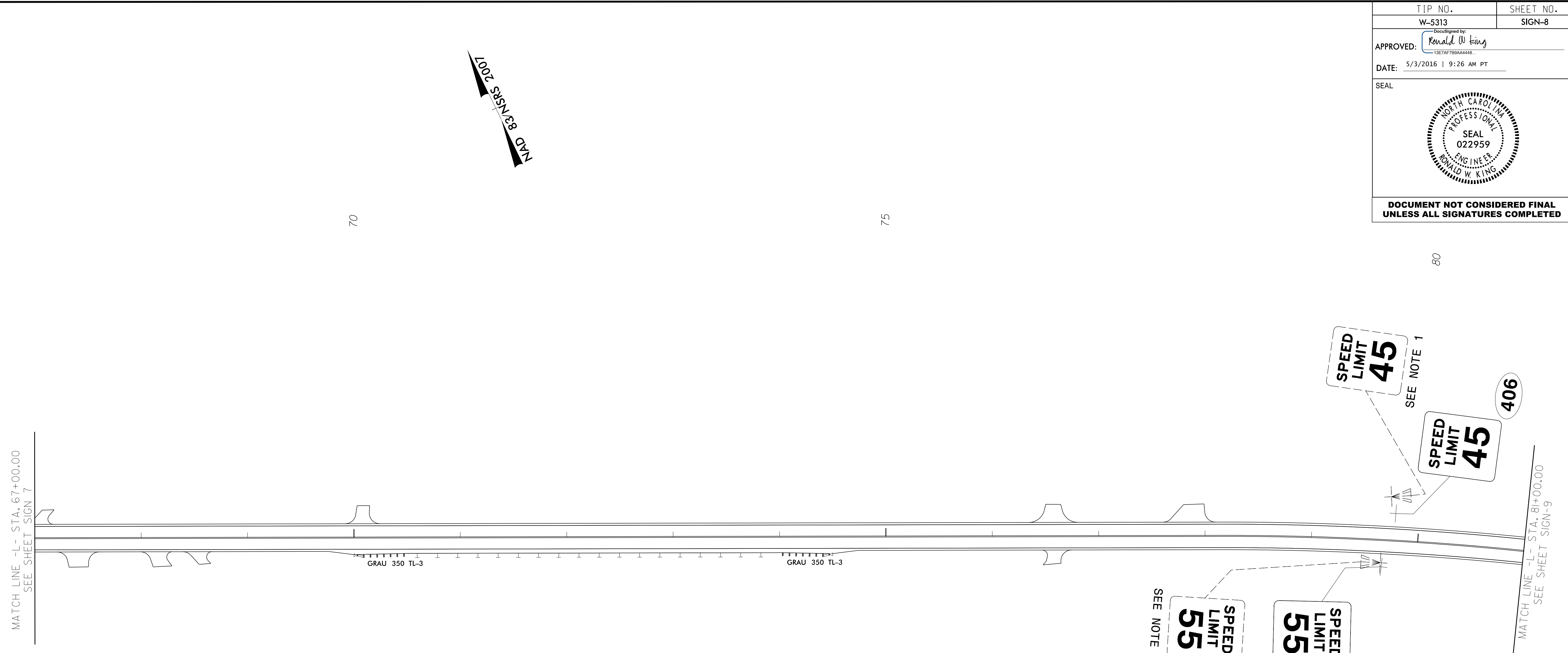
**EXISTING & PROPOSED SIGNS  
STA. 53+00 TO 67+00**

5/3/2016  
 P:\IP-Projects-W\5313\Traffic\Signing\CADD\Signing Layout Plans\W-5313\_Sgn-Sgn\_SHT07.dgn  
 User: raki01



TIP NO. W-5313	SHEET NO. SIGN-8
Approved by: <i>Ronald W. King</i> <small>13E7AF7B8A4448...</small>	
DATE: 5/3/2016   9:26 AM PT	
SEAL 	
<b>DOCUMENT NOT CONSIDERED FINAL UNLESS ALL SIGNATURES COMPLETED</b>	

NAD 83/RS 2011



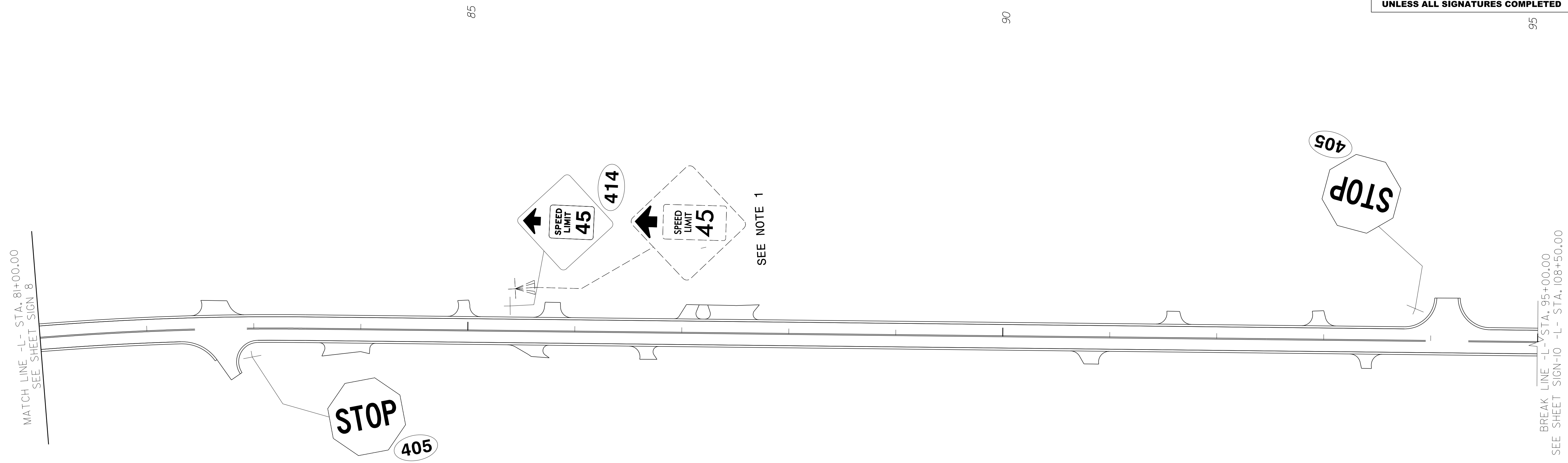
**PAY ITEM NOTES**

1	DISPOSAL OF SIGN SYSTEM, U-CHANNEL
---	------------------------------------

**EXISTING & PROPOSED SIGNS  
STA. 67+00 TO 81+00**

5/3/2016 P:\IP\Projects-W\5313\Traffic\Signing\CADD\Signing Layout Plans\W-5313\_Sgn\_SGN\_SHT08.dgn User:rkid1


MAD 8/25/16 2:07 PM

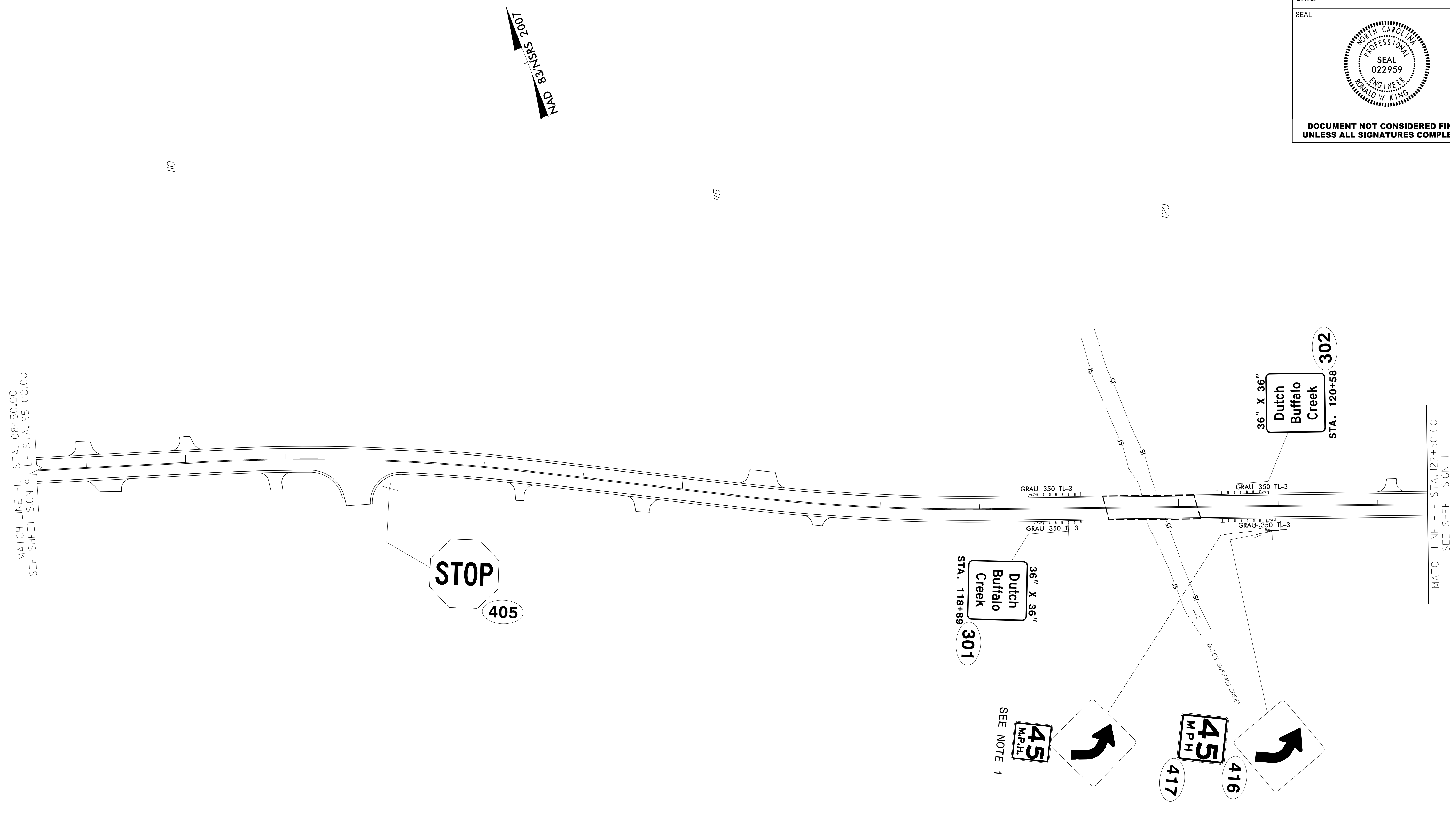


**PAY ITEM NOTES**

1	DISPOSAL OF SIGN SYSTEM, U-CHANNEL
---	------------------------------------

**EXISTING & PROPOSED SIGNS  
STA. 81+00 TO 95+00**

TIP NO. W-5313	SHEET NO. SIGN-10
Designed by: APPROVED: <i>Ronald W. King</i> <small>13E7AF7B8A4448...</small>	
DATE: 5/3/2016   9:26 AM PT	
SEAL	
	
<b>DOCUMENT NOT CONSIDERED FINAL UNLESS ALL SIGNATURES COMPLETED</b>	



<b>PAY ITEM NOTES</b>	
1	DISPOSAL OF SIGN SYSTEM, U-CHANNEL

**EXISTING & PROPOSED SIGNS  
STA. 108+50 TO 122+50**

5/3/2016  
 P:\IP\Projects-W\5313\Traffic\Signing\CADD\Signing Layout Plans\W-5313\_Sgn\_SGN\_SHT10.dgn  
 User: rking1

110

115

120

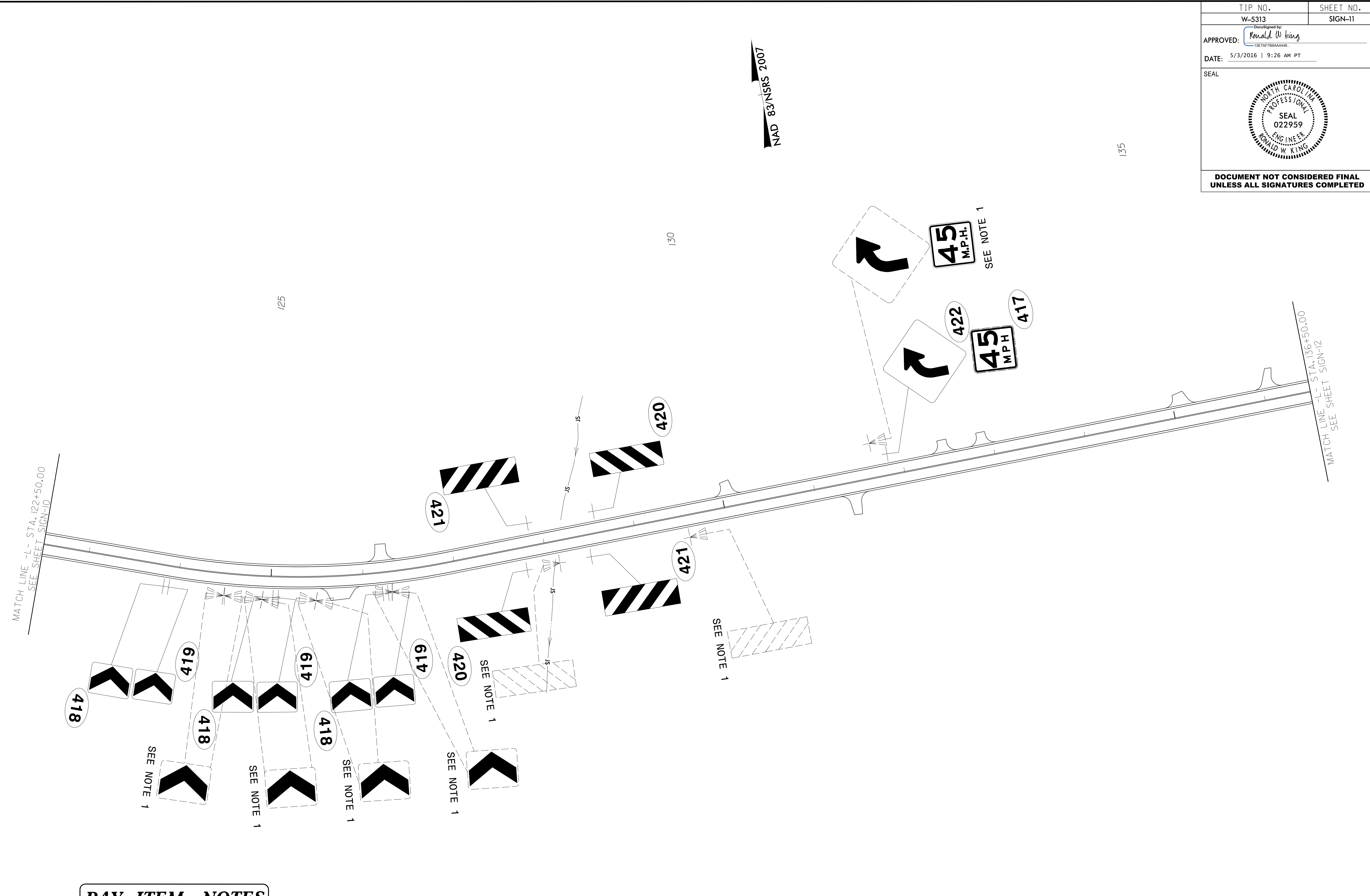
NAD 83 NSRS 2011

MATCH LINE -L- STA. 108+50.00  
 SEE SHEET SIGN-9 -L- STA. 95+00.00

MATCH LINE -L- STA. 122+50.00  
 SEE SHEET SIGN-11

135

NAD 83/NRS 2007



**PAY ITEM NOTES**

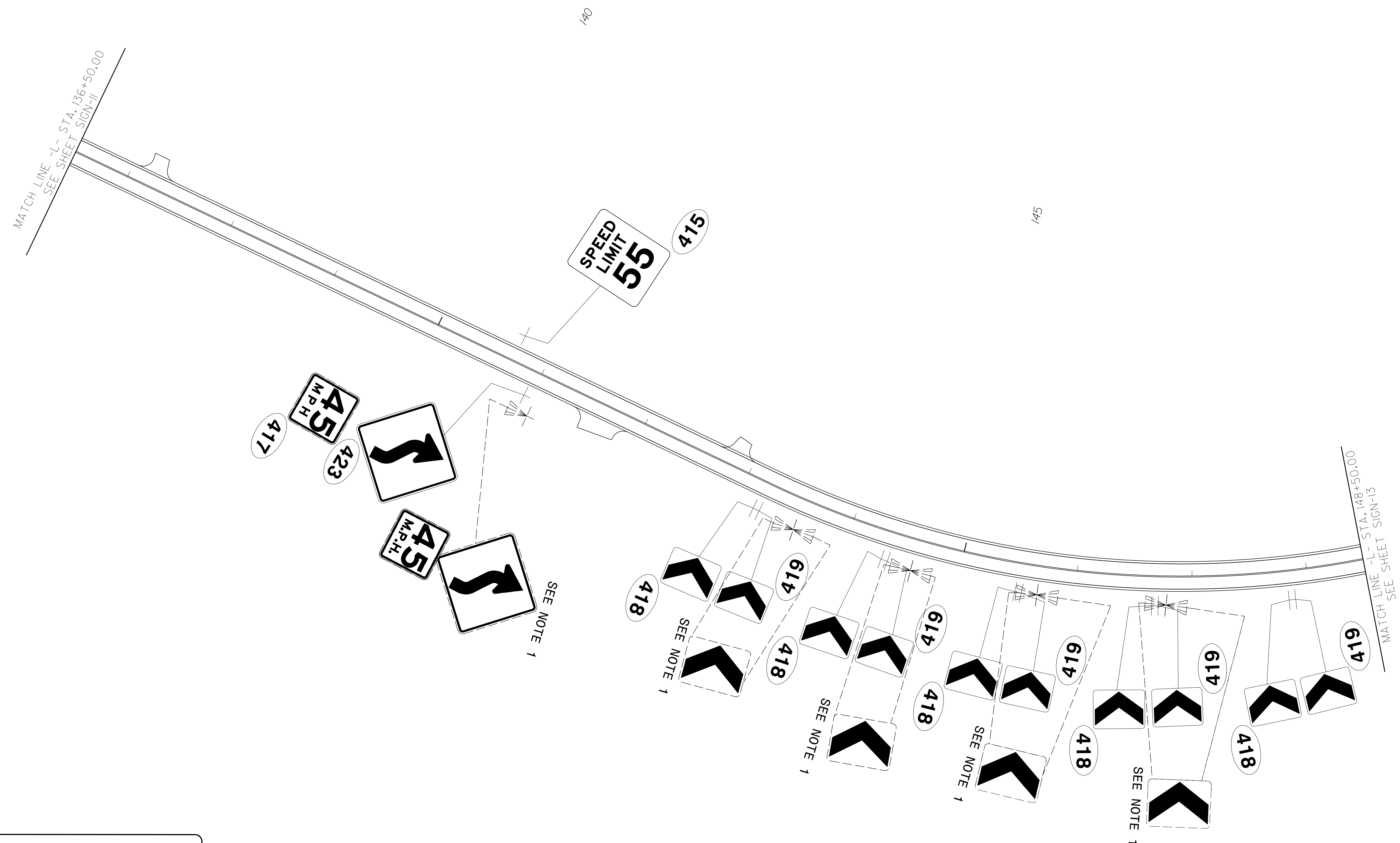
- |   |                                    |
|---|------------------------------------|
| 1 | DISPOSAL OF SIGN SYSTEM, U-CHANNEL |
|---|------------------------------------|

**EXISTING & PROPOSED SIGNS  
STA. 122+50 TO 136+50**

5/3/2016  
P:\IP\Projects-W\5313\Traffic\Signing\CADD\Signing Layout Plans\W-5313\_Sgn\_SGN\_SHT11.dgn  
User:rkid1

NAD 83/NSRS 2007

MATCH LINE - L - STA. 136+50.00  
SEE SHEET SIGN-11

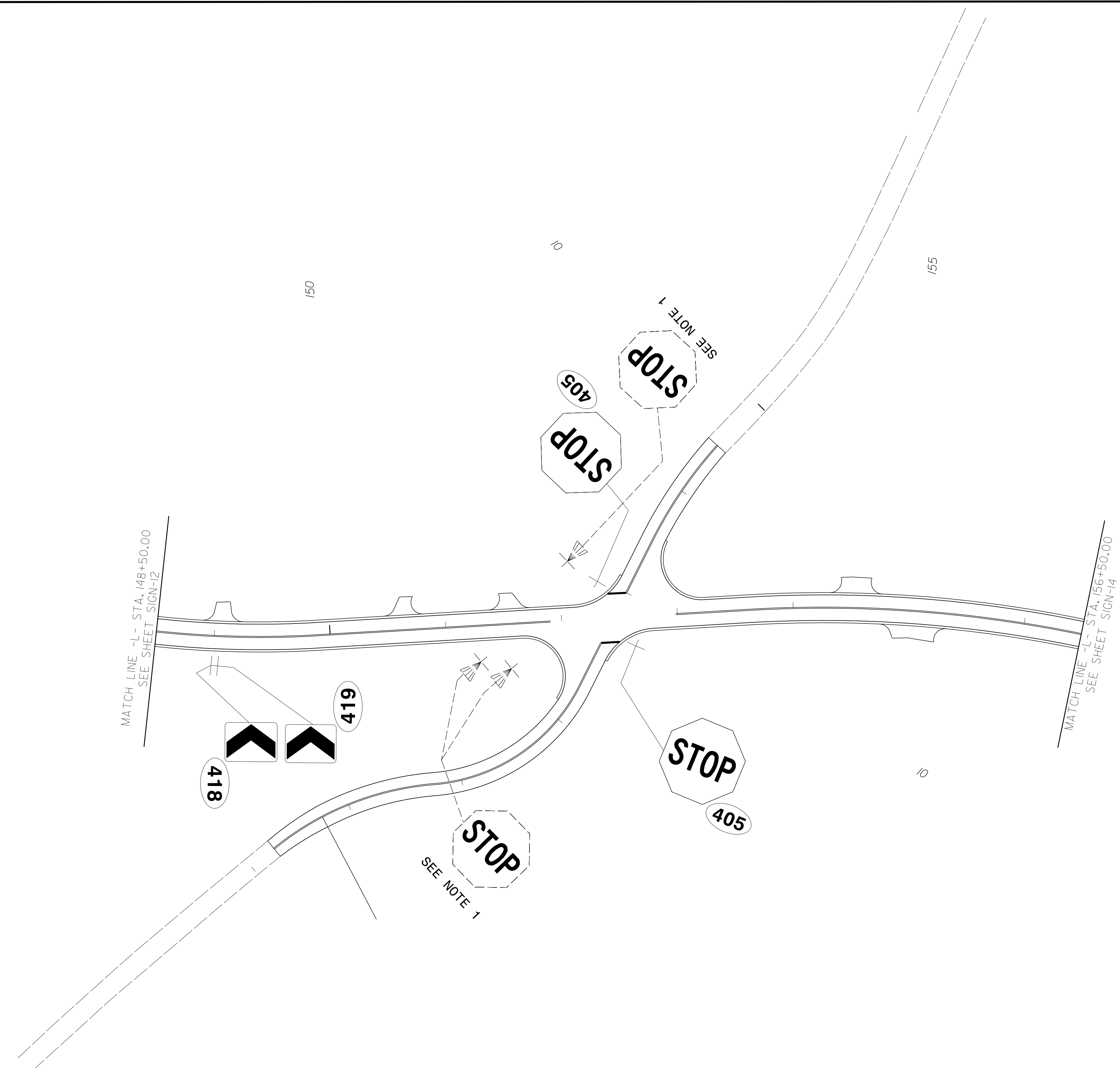



**PAY ITEM NOTES**

1	DISPOSAL OF SIGN SYSTEM, U-CHANNEL
---	------------------------------------

**EXISTING & PROPOSED SIGNS  
STA. 136+50 TO 148+50**

5/3/2016  
 P:\IP\Projects-W\5313\Traffic\Signing\CADD\Signing Layout Plans\W-5313\_Sgn\_SGN\_SHT12.dgn  
 User: rking1

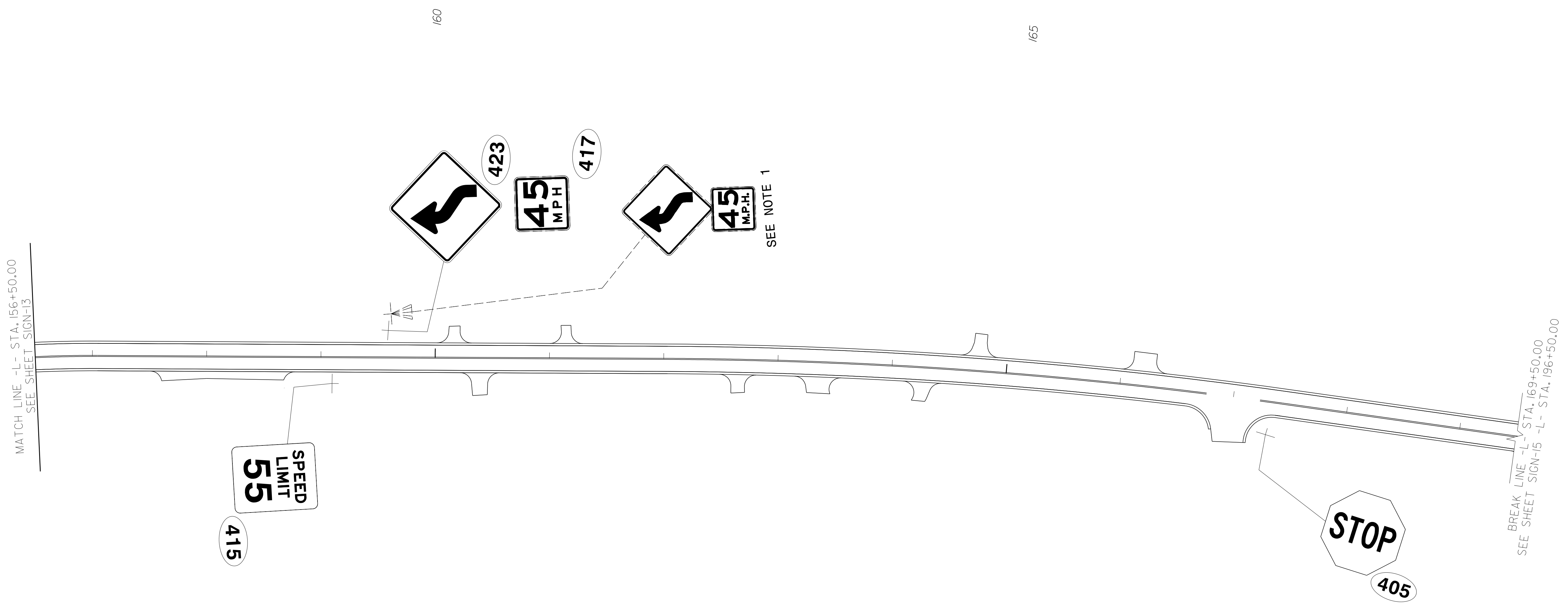


**PAY ITEM NOTES**

1	DISPOSAL OF SIGN SYSTEM, U-CHANNEL
---	------------------------------------

**EXISTING & PROPOSED SIGNS  
STA. 148+50 TO 156+50**


NAD 83 NSRS 2007

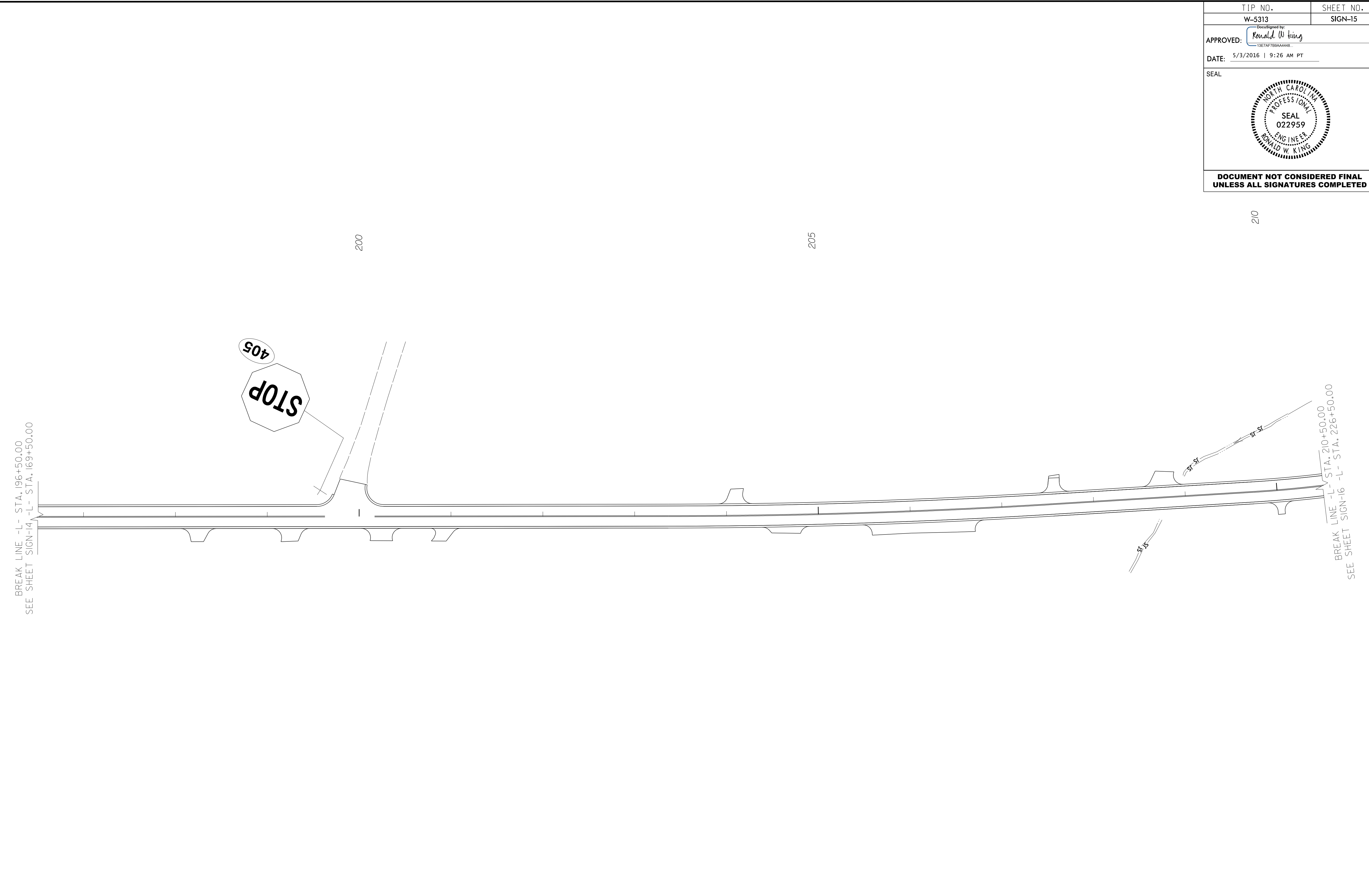


**PAY ITEM NOTES**

1	DISPOSAL OF SIGN SYSTEM, U-CHANNEL
---	------------------------------------

**EXISTING & PROPOSED SIGNS  
STA. 156+50 TO 169+50**

TIP NO. W-5313	SHEET NO. SIGN-15
DocuSigned by: <b>APPROVED:</b> <i>Ronald W King</i> <small>13E7A7F8BA4448...</small>	
<b>DATE:</b> 5/3/2016   9:26 AM PT	
SEAL 	
<b>DOCUMENT NOT CONSIDERED FINAL UNLESS ALL SIGNATURES COMPLETED</b>	



BREAK LINE -L- STA. 196+50.00  
SEE SHEET SIGN-14

BREAK LINE -L- STA. 210+50.00  
SEE SHEET SIGN-16

200

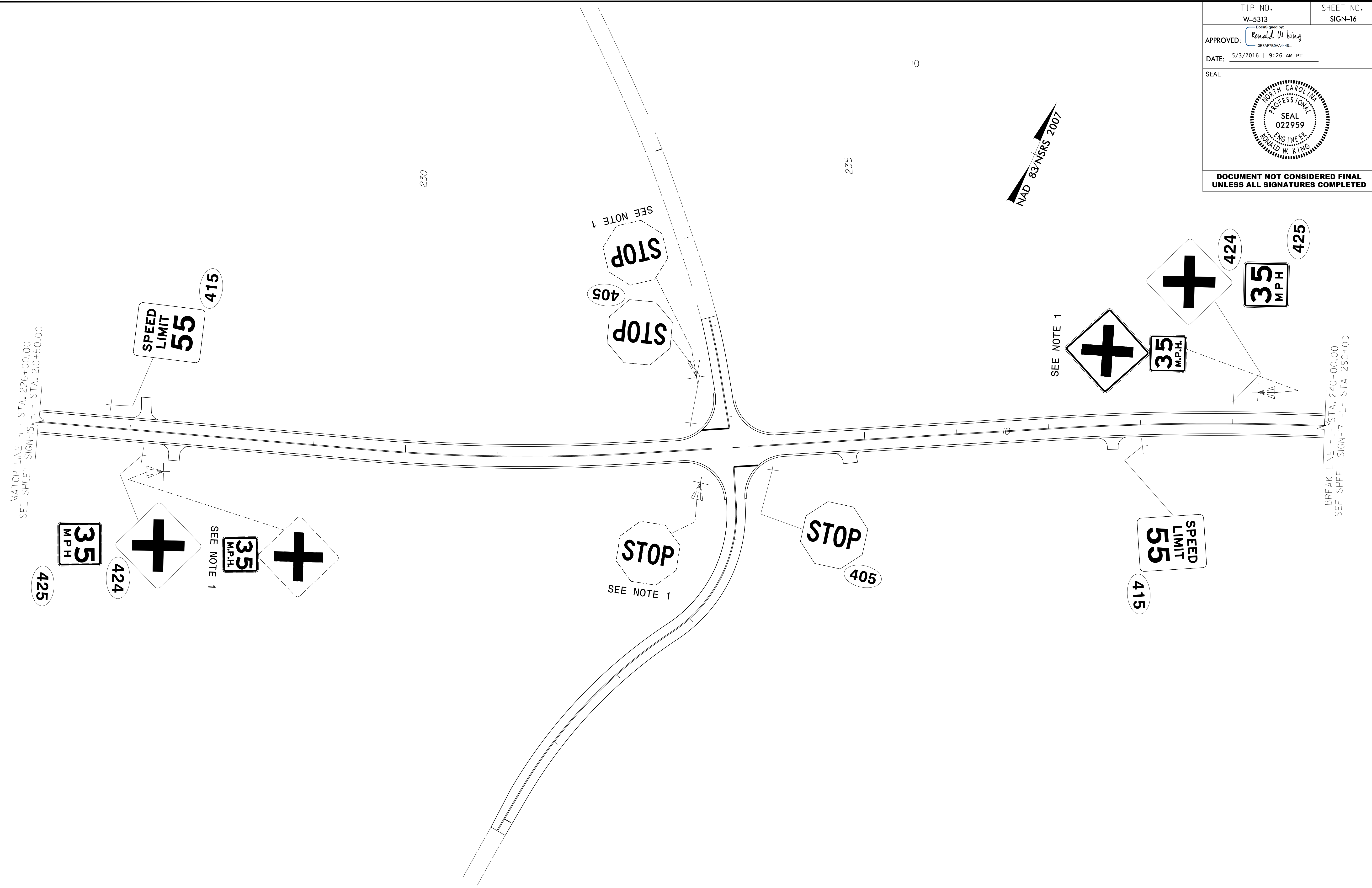
205

210

**EXISTING & PROPOSED SIGNS  
STA. 196+50 TO 210+50**

5/3/2016  
P:\Projects-W\5313\Traffic\Signing\CADD\Signing Layout\Plans\W-5313\_Sgn\_SGN\_SHT15.dgn  
User:akidd1






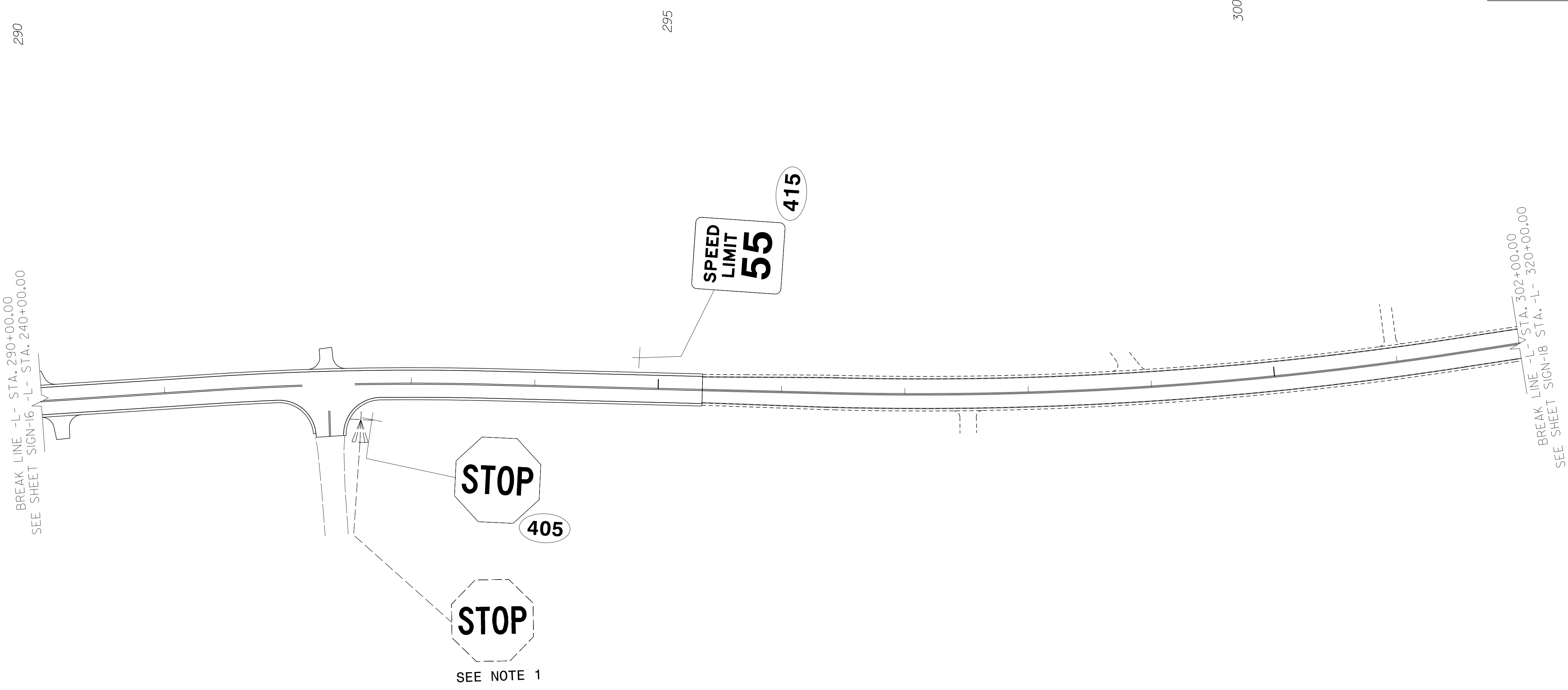
5/3/2016  
P:\IP-Projects-W\5313\Traffic\Signing\CADD\Signing Layout Plans\W-5313\_Sgn-SGN\_SHT16.dgn  
User: raki01

PAY ITEM NOTES	
1	DISPOSAL OF SIGN SYSTEM, U-CHANNEL

**EXISTING & PROPOSED SIGNS  
STA. 226+00 TO 240+00**

TIP NO. W-5313	SHEET NO. SIGN-17
Approved by: <i>Ronald W King</i> <small>13E7AF7B8A4448...</small>	
DATE: 5/3/2016   9:26 AM PT	
SEAL	
	
<b>DOCUMENT NOT CONSIDERED FINAL UNLESS ALL SIGNATURES COMPLETED</b>	

NAD 83/NSRS 2007

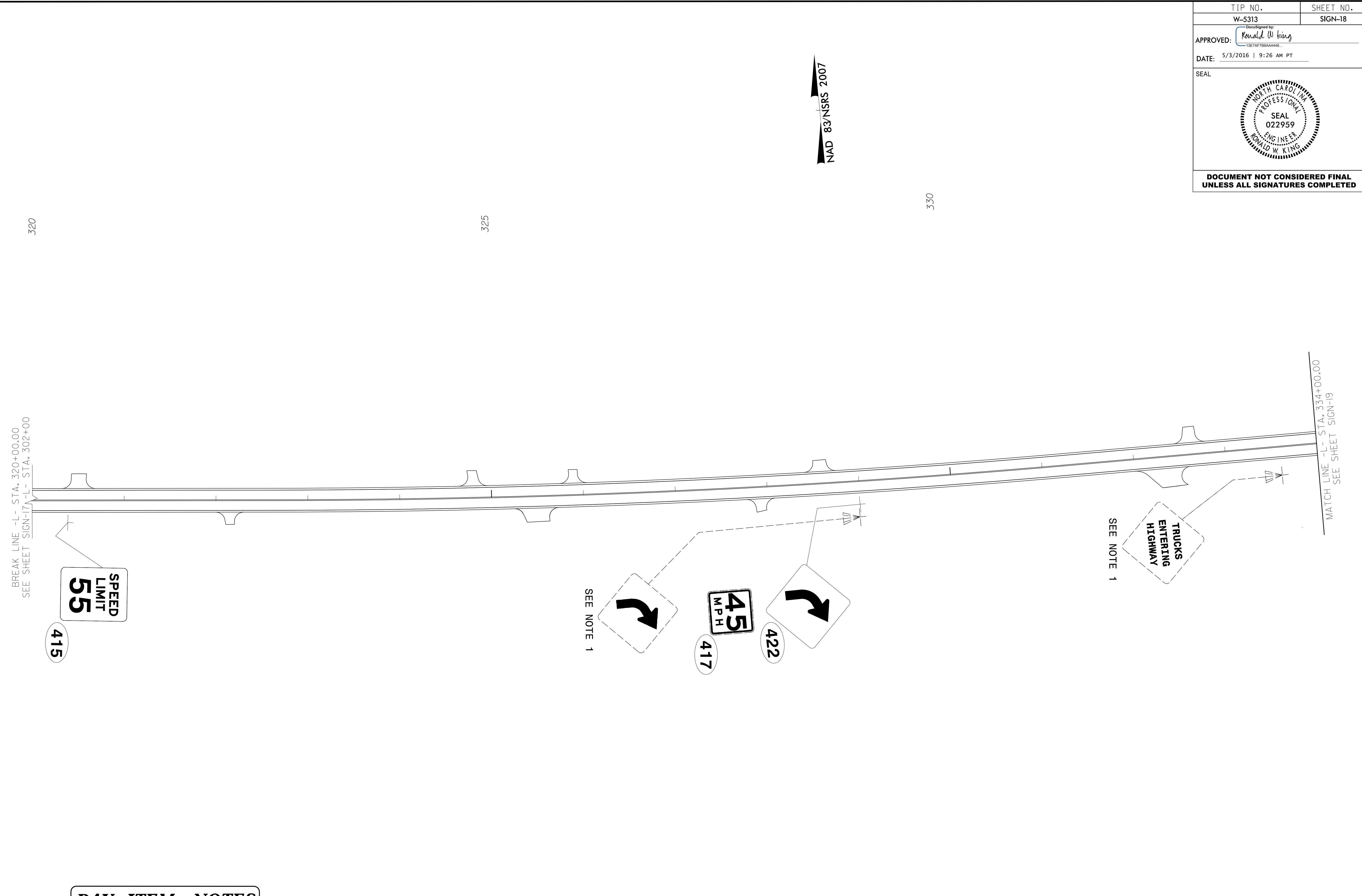


**PAY ITEM NOTES**

1	DISPOSAL OF SIGN SYSTEM, U-CHANNEL
---	------------------------------------

**EXISTING & PROPOSED SIGNS  
STA. 290+00 TO 302+00**

5/3/2016  
 P:\IP-Projects-W\5313\Traffic\Signing\CADD\Signing Layout Plans\W-5313\_Sgn\_SGN\_SHT17.dgn  
 User: rking



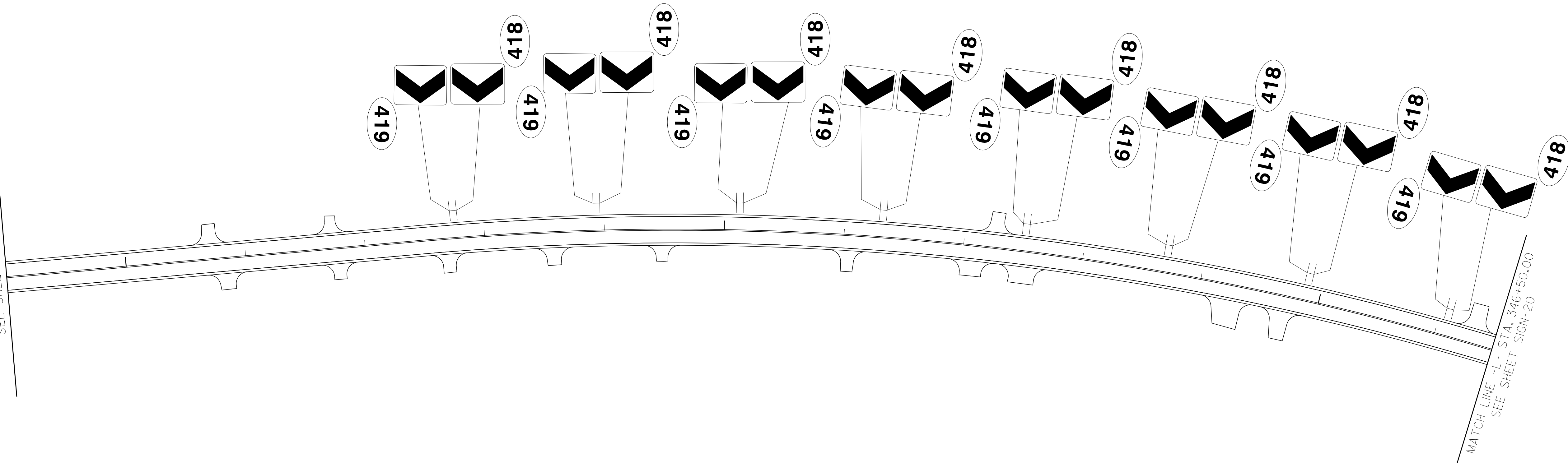
PAY ITEM NOTES	
1	DISPOSAL OF SIGN SYSTEM, U-CHANNEL

**EXISTING & PROPOSED SIGNS  
STA. 320+00 TO 334+00**


5/3/2016  
 P:\IP\Projects-W\5313\Traffic\Signing\CADD\Signing Layout Plans\W-5313\_Sgn-SGN\_SHT18.dgn  
 User: rking1

5/3/2016  
P:\IP\Projects-W\5313\Traffic\Signing\CADD\Signing Layout Plans\W-5313\_Sgn\_SGN\_SHT19.dgn  
User: raki101

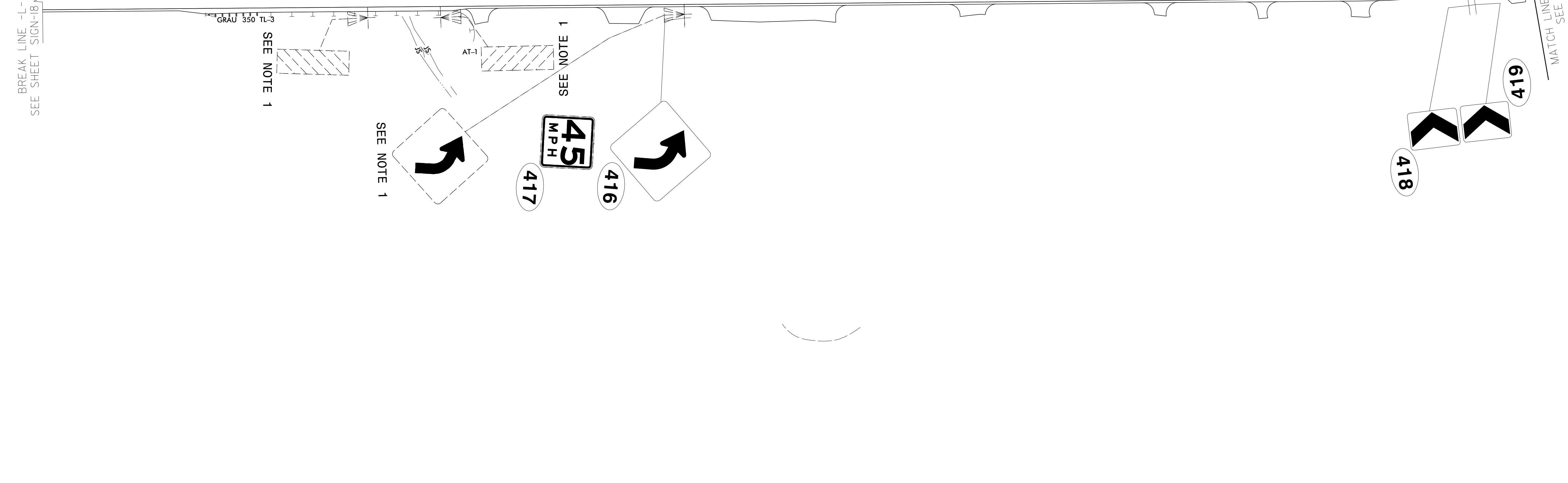
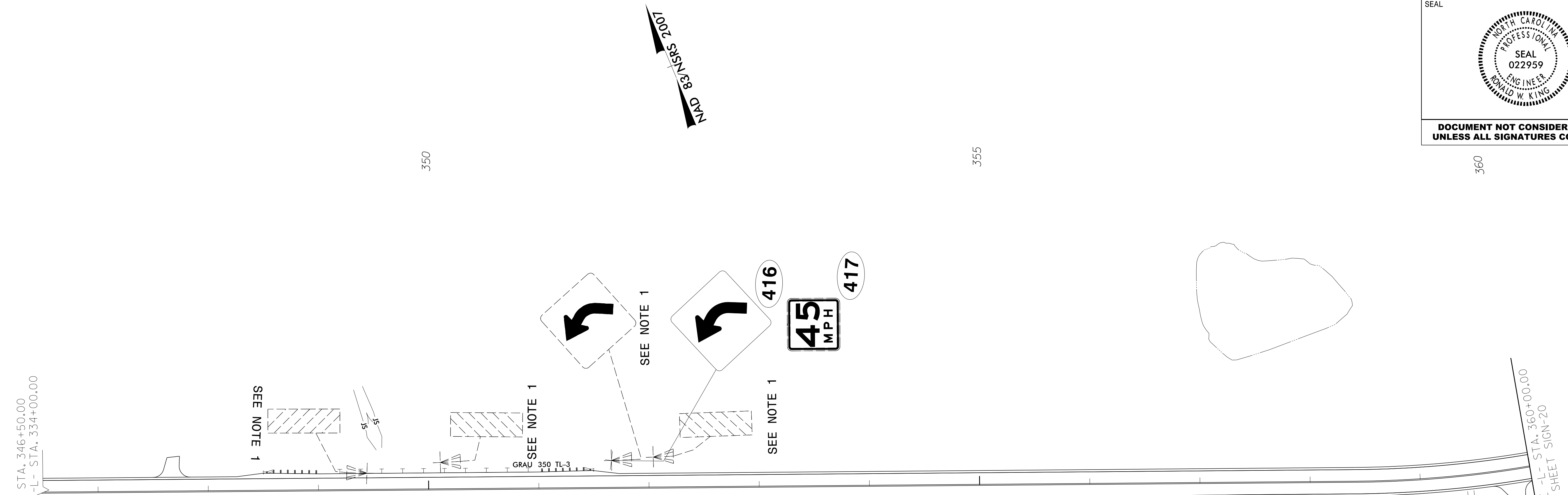
MATCH LINE -L- STA. 334+00.00  
SEE SHEET SIGN-18



NAD 83/NSRS 2007

TIP NO. W-5313	SHEET NO. SIGN-19
DESIGNED BY: Ronald W. King	
APPROVED: <i>Ronald W. King</i>	
DATE: 5/3/2016   9:26 AM PT	
SEAL	
	
DOCUMENT NOT CONSIDERED FINAL UNLESS ALL SIGNATURES COMPLETED	


**EXISTING & PROPOSED SIGNS  
STA. 334+00 TO 346+50**

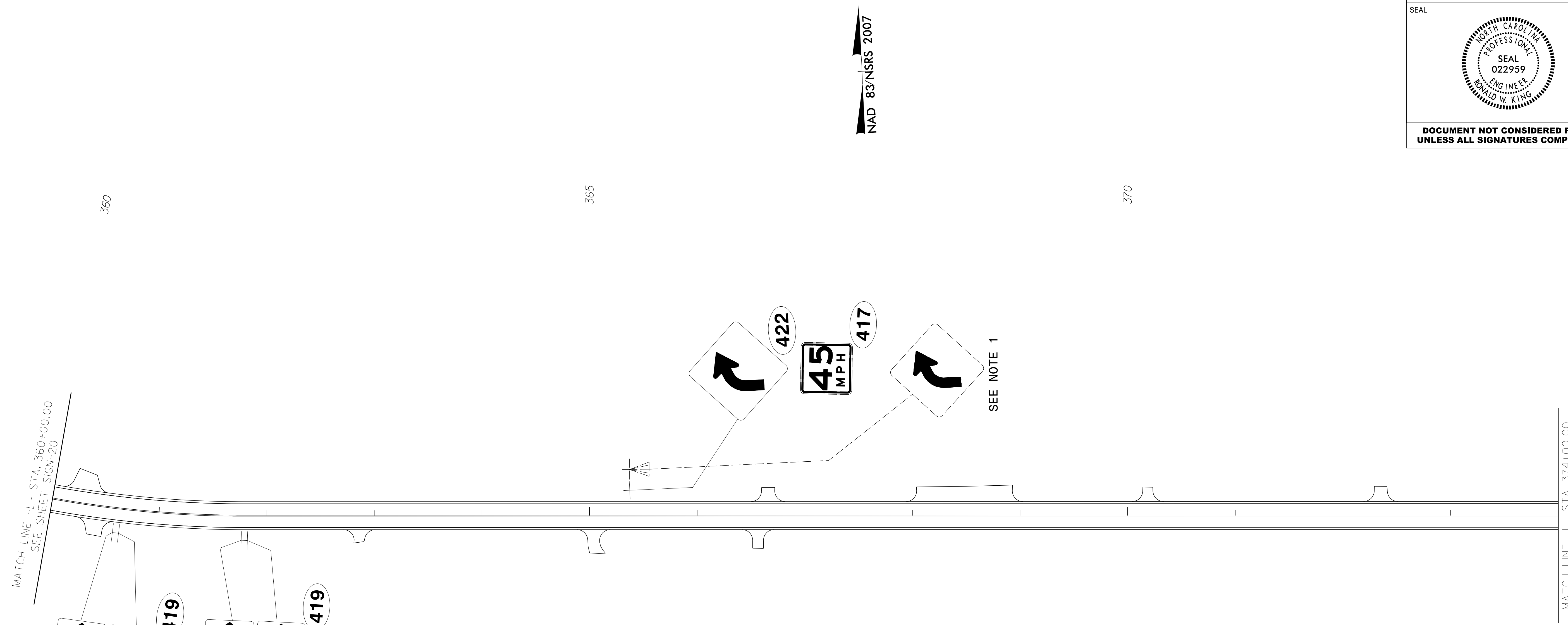


PAY ITEM NOTES	
1	DISPOSAL OF SIGN SYSTEM, U-CHANNEL

**EXISTING & PROPOSED SIGNS  
STA. 346+50 TO 360+00**

5/3/2016  
 P:\Projects-W\5313\Traffic\Signing\CADD\Signing Layout Plans\W-5313\_Sgn-Sgn\_SHT20.dgn  
 User: rking1

TIP NO. W-5313	SHEET NO. SIGN-21
Approved by: <i>Ronald W. King</i> <small>13E7AF7B8A4448...</small>	
DATE: 5/3/2016   9:26 AM PT	
SEAL 	
<b>DOCUMENT NOT CONSIDERED FINAL UNLESS ALL SIGNATURES COMPLETED</b>	



NAD 83/NSRS 2007

MATCH LINE -L- STA. 360+00.00  
SEE SHEET SIGN-20


MATCH LINE -L- STA. 374+00.00  
SEE SHEET SIGN-22

**PAY ITEM NOTES**

- |   |                                    |
|---|------------------------------------|
| 1 | DISPOSAL OF SIGN SYSTEM, U-CHANNEL |
|---|------------------------------------|

**EXISTING & PROPOSED SIGNS  
STA. 360+00 TO 374+00**

5/3/2016  
 P:\IP\Projects-W\5313\Traffic\Signing\CADD\Signing Layout Plans\W-5313\_Sgn-SGN\_SHT21.dgn  
 User: rking

TIP NO. W-5313	SHEET NO. SIGN-22
Approved by: <i>Ronald W. King</i> <small>13E7AF7B8A4448...</small>	
DATE: 5/3/2016   9:26 AM PT	
SEAL 	
<b>DOCUMENT NOT CONSIDERED FINAL UNLESS ALL SIGNATURES COMPLETED</b>	

NAD 83/NSRS 2007

375


380

385


MATCH LINE -L- STA. 374+00.00  
SEE SHEET SIGN-21

MATCH LINE -L- STA. 387+00.00  
SEE SHEET SIGN-23 -L- STA. 396+00.00

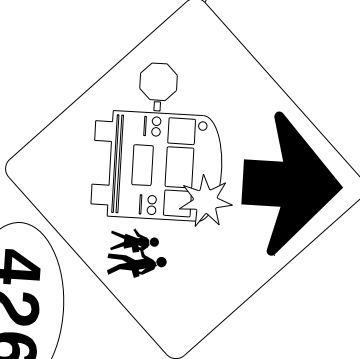
SEE NOTE 1



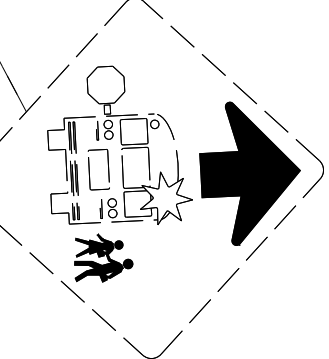
422



426



SEE NOTE 1



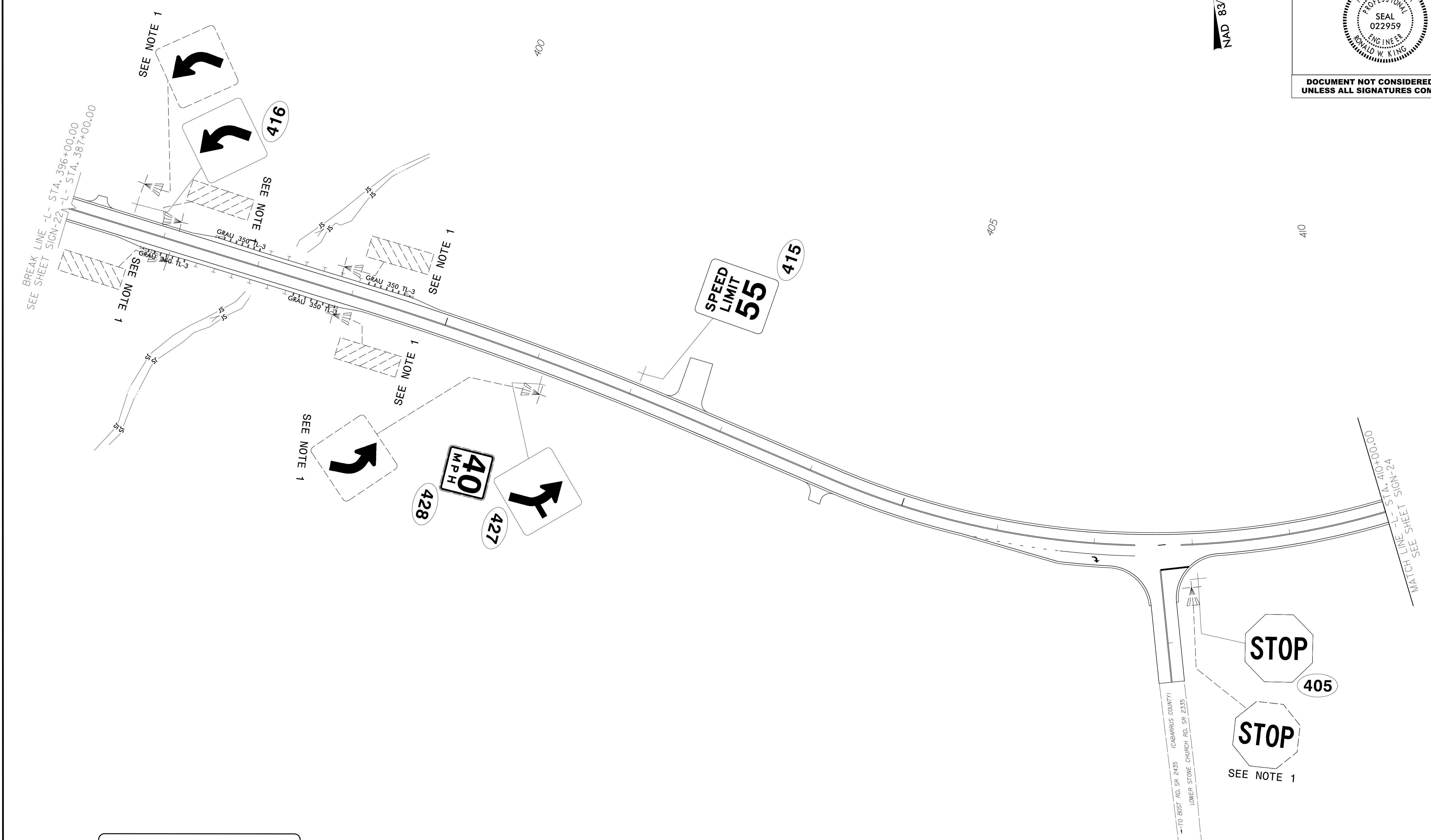
**PAY ITEM NOTES**

1 DISPOSAL OF SIGN SYSTEM, U-CHANNEL

**EXISTING & PROPOSED SIGNS  
STA. 374+00 TO 387+00**

5/3/2016  
P:\IP\Projects-W\5313\Traffic\Signing\CADD\Signing Layout Plans\W-5313\_Sgn-Sgn\_SHT22.dgn  
User: raki101

NAD 83/NSRS 2007



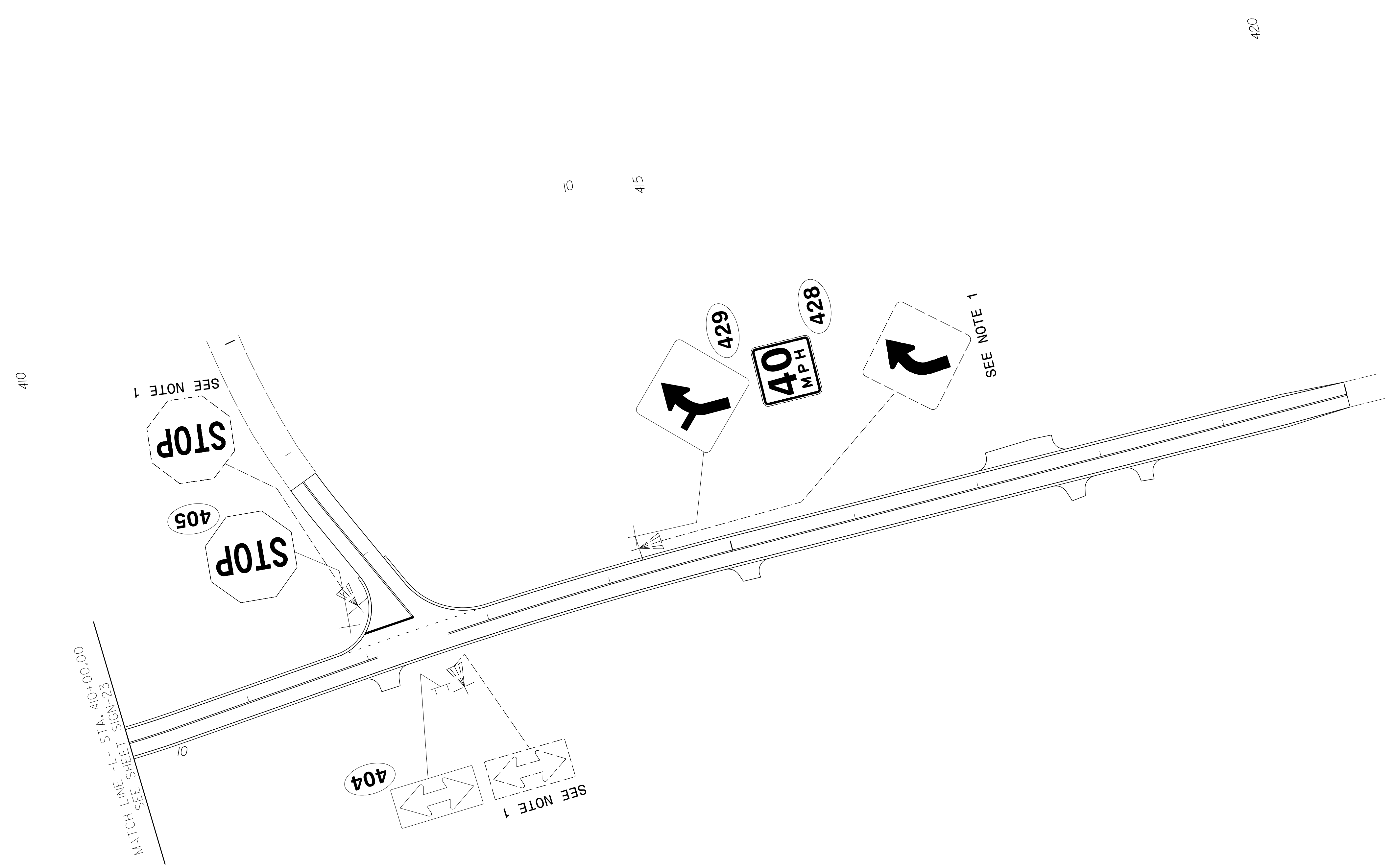
**PAY ITEM NOTES**

1	DISPOSAL OF SIGN SYSTEM, U-CHANNEL
---	------------------------------------

**EXISTING & PROPOSED SIGNS  
STA. 396+00 TO 410+00**



NAD 83/NSRS 2007



**PAY ITEM NOTES**

1	DISPOSAL OF SIGN SYSTEM, U-CHANNEL
---	------------------------------------

**EXISTING & PROPOSED SIGNS  
STA. 410+00 TO 420+00**

5/3/2016 P:\IP-Projects-W\5313-Traffic\Signing\CADD\Signing Layout Plans\W-5313\_Sgn\_Sgn\_SHT24.dgn User:rkid1