PROJECT REFERENCE NO.	SHEET NO.
W-5313	2D-2
R/W SHEET NO.	

HYDRAULICS ENGINEER
NORTH CAROLINA PROFESSIONAL SEAL 033246 ENGINEER Linda M. Johns
4/7/2017
DocuSigned by: Linda M. Johns
D6283061BF6D4E3...

DETAIL T
TOE PROTECTION
(Not to Scale)

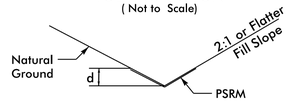

d=1.5 Ft.

Type of Liner= PSRM

–L– STA 115+00 TO STA.116+20 RT.

DETAIL U
SPECIAL CUT DITCH
(Not to Scale)

No Special Profile For This Ditch

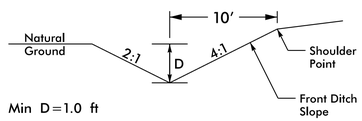

Min D=1.0 ft

–L– STA 362+00 TO STA 362+50 LT
–L– STA 389+50 TO STA 390+50 RT
–L– STA 393+50 TO STA 394+00 RT
–L– STA 394+00 TO STA 395+50 LT
–L– STA 404+50 TO STA 405+00 RT
–L– STA 413+00 TO STA 414+50 RT

DETAIL V
TYPICAL CUT DITCH WITH SPECIAL BACK SLOPE
(Not to Scale)

No Special Profile For This Ditch

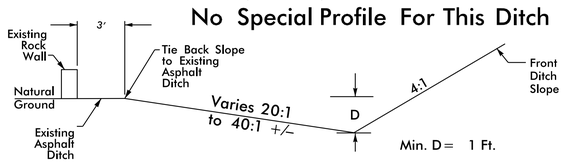

–L– STA 406+75 TO STA 409+15 LT

DETAIL W
STANDARD 'V' DITCH
(Not to Scale)

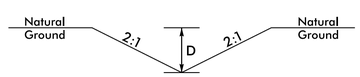

Min D=1.0 ft

–Y3– STA 11+25 RT; L=37', S=0.30%, DDE=74CY

DETAIL X
STANDARD 'V' DITCH
(Not to Scale)

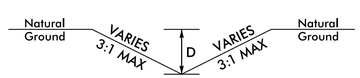

Min D=1.0 ft

–L– STA 31+00 LT; L=55', S=0.30%, DDE=2CY

DETAIL Y
STANDARD 'V' DITCH
(Not to Scale)

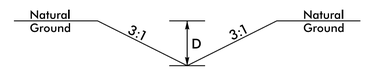

Min D=1.0 ft

–L– STA 59+26 RT; L=30', S=0.30%, DDE=1CY
–L– STA 108+49 RT; L=20', S=0.30%, DDE=1CY
–L– STA 189+90 RT; L=30', S=0.60%, DDE=15CY

DETAIL Z
STANDARD 'V' DITCH
(Not to Scale)

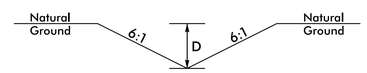

Min D=1.0 ft

–L– STA 52+91 LT; L=49', S=0.50%, DDE=1CY
–L– STA 59+26 RT; L=16', S=0.30%, DDE=1CY

DETAIL AA
SPECIAL LATERAL 'V' DITCH
(Not to Scale)

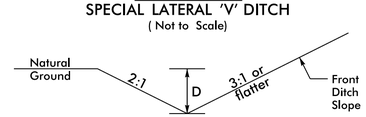

Min D=1.0 ft

–L– STA 167+50 TO STA 172+50 RT
–L– STA 360+50 TO STA 362+75 RT

DETAIL AB
SPECIAL LATERAL 'V' DITCH
(Not to Scale)

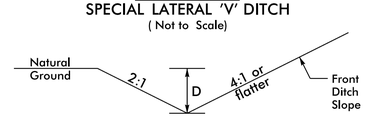

Min D=1.0 ft

–L– STA 148+00 TO STA 149+00 RT
–L– STA 161+89 TO STA 163+00 LT
–Y4– STA 10+69 TO STA 12+25 LT

DETAIL AC
SPECIAL LATERAL 'V' DITCH WITH PSRM
(Not to Scale)

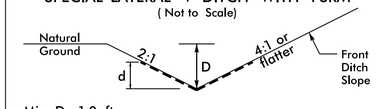

Min D=1.0 ft
Max d=1.0 ft
Type of liner=PSRM

–L– STA 172+50 TO STA 177+00 RT
–L– STA 181+50 TO STA 182+50 LT

DETAIL AD
SPECIAL LATERAL 'V' DITCH WITH RIP RAP
(Not to Scale)

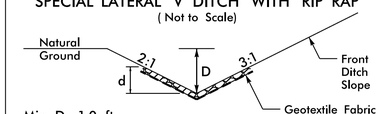

Min D=1.0 ft
Max d=1.0 ft
Type of liner=Class B Rip Rap

–L– STA 177+00 TO STA 177+58 RT

DETAIL AE
SPECIAL CUT GRASSED SWALE
(Not to Scale)

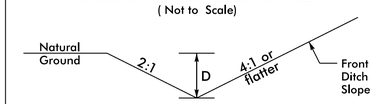

Min D=1.0 ft

–L– STA 207+69 TO STA 208+50 LT
–L– STA 209+50 TO STA 210+00 LT

DETAIL AF
SPECIAL LATERAL GRASSED SWALE
(Not to Scale)

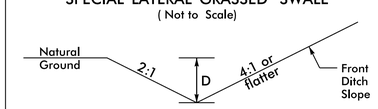

Min D=1.0 ft

–L– STA 127+00 TO STA 127+75 LT

DETAIL AG
TOE PROTECTION
(Not to Scale)

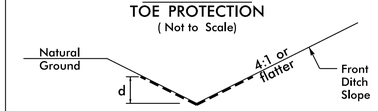

Max d=1.0 ft
Type of liner=PSRM

–L– STA 130+00 TO STA 135+00 LT
–L– STA 133+00 TO STA 135+65 RT
–L– STA 171+50 TO STA 177+00 LT

DETAIL AH
TOE PROTECTION
(Not to Scale)

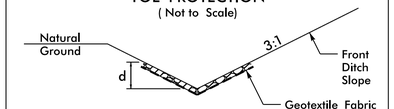

Max d=1.0 ft
Type of liner=Class B Rip Rap

–L– STA 181+00 TO STA 181+50 LT

DETAIL AI
FALSE SUMP
(Not to Scale)

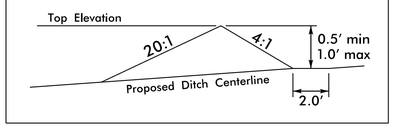

–L– STA 96+00 LT; TOP ELEVATION=762.3'
–L– STA 135+50 RT; TOP ELEVATION=741.6'

DETAIL AJ
FALSE SUMP
(Not to Scale)

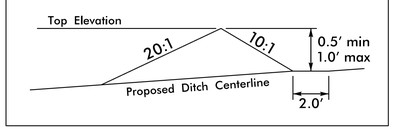

–L– STA 105+40 LT; TOP ELEVATION=741.9'

DETAIL AL
RIP RAP AT EMBANKMENT
(Not to Scale)

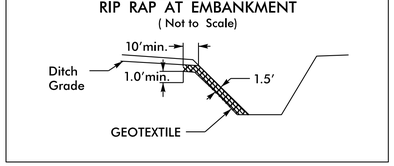

–L– STA 191+60 RT; CLASS I RIP RAP=7TONS, GEOTEXTILE=15SY
–L– STA 208+95 LT; CLASS I RIP RAP=4TONS, GEOTEXTILE=15SY

DETAIL AM
BANK STABILIZATION
(Not to Scale)

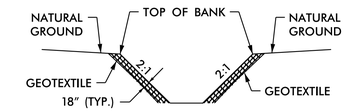

–L– STA 128+06 RT;
CLASS I RIP RAP=21TONS, GEOTEXTILE=40SY, DDE=21CY

–L– STA 191+43 RT;
CLASS I RIP RAP=20TONS, GEOTEXTILE=40SY, DDE=15CY

–L– STA 208+68 RT;
CLASS I RIP RAP=13TONS, GEOTEXTILE=25SY, DDE=10CY

–L– STA 284+96 LT;
CLASS I RIP RAP=21TONS, GEOTEXTILE=40SY, DDE=21CY

–L– STA 397+91 RT;
CLASS I RIP RAP=50TONS, GEOTEXTILE=90SY, DDE=30CY

DETAIL AN
STANDARD 'V' DITCH
(Not to Scale)

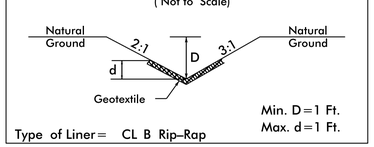

–L– STA 176+50 LT, L=50', S=8.82%, DDE=12 CY

DETAIL AO
BANK STABILIZATION
(Not to Scale)

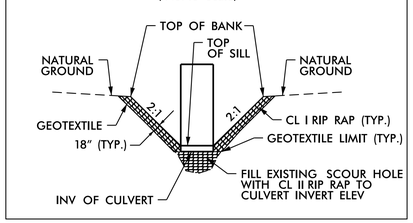

–L– STA 179+73 RT;
CLASS I RIP RAP=30TONS, GEOTEXTILE=50SY, DDE=45CY
SCOUR HOLE: CLASS II RIP RAP=36 TONS

–L– STA 349+51 LT;
CLASS I RIP RAP=70TONS, GEOTEXTILE=120SY, DDE=50CY
SCOUR HOLE: CLASS II RIP RAP=50 TONS

–L– STA 398+49 LT;
CLASS I RIP RAP=60TONS, GEOTEXTILE=100SY, DDE=40CY
SCOUR HOLE: CLASS II RIP RAP=35 TONS

5/14/99
28-MAR-2017 14:29
R:\Hydraulics\W5313_Hyd_PSH_dt1.dgn
$$$$USERNAME$$$$