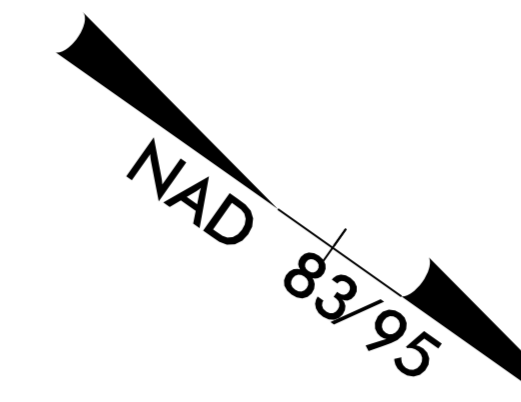
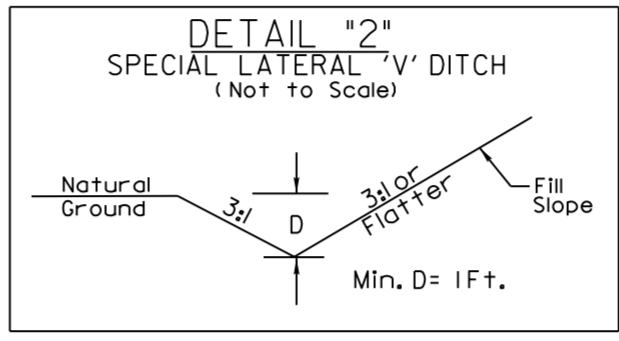


UTILITIES BY OTHERS

NOTE:
ALL UTILITY WORK SHOWN ON THIS SHEET WILL BE DONE BY OTHERS. NO PAYMENT WILL BE MADE TO THE CONTRACTOR FOR UTILITY WORK SHOWN ON THIS SHEET.



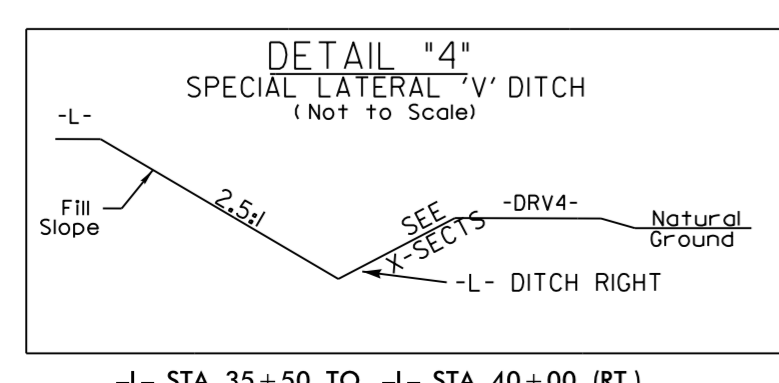
-DRV3-
PI Sta 12+92.07
Δ = 15° 32' 19.2" (LT)
D = 11° 27' 33.0"
L = 135.60'
T = 68.22'
R = 500.00'
SE = NC



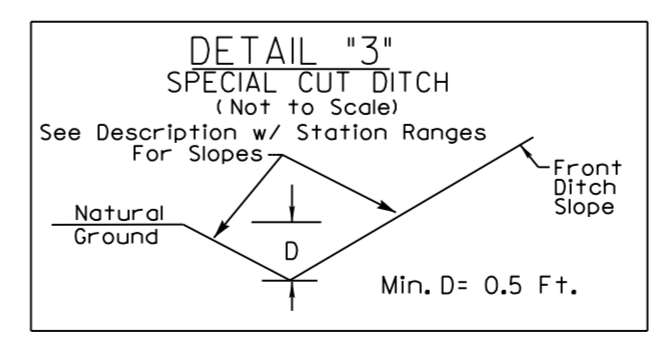
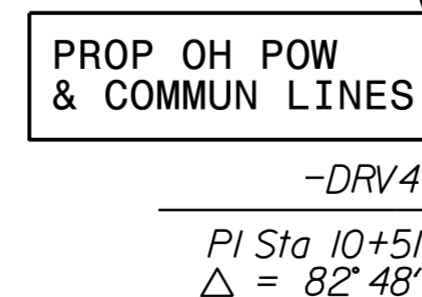
-Y2- STA. 11+79 TO -L- STA. 14+00 (LT.)

MATCH LINE -L- STA 38+00.00 SEE SHEET U0-03

END TIP PROJECT B-4616
-L- STA 46+00.00



-L- STA. 35+50 TO -L- STA. 40+00 (RT.)



-L- STA. 41+50 TO -L- STA. 46+00 (RT.) w/3:1 BACK SLOPE & 3:1 OR FLATTER FRONT SLOPE
-L- STA. 45+00 TO -L- STA. 46+00 (LT.) w/4:1 BACK SLOPE & 6:1 FRONT SLOPE
-DRV3- STA. 11+75 TO -DRV3- STA. 14+27 (RT.) w/3:1 FRONT & BACK SLOPES

-DRV4-
PI Sta 10+51.55
Δ = 82° 48' 08.5" (RT)
D = 190° 59' 09.4"
L = 43.36'
T = 26.45'
R = 30.00'
SE = NC

- NOTES: (1) SEE SHEET 9 FOR -L- PROFILE
(2) SEE SHEET 9 FOR -Y2- PROFILE
(3) SEE SHEET 10 FOR -DRV3- PROFILE
(4) SEE SHEET 10 FOR -DRV4- PROFILE
(5) SEE SHEET 10 FOR -DRV5- PROFILE
(6) SEE SHEET 6-A FOR -Y2 DETOUR- & -DRV4 DETOUR- DESIGN

11-APR-2017 14:55 2007.007_b4616.ut_rdy6_u004_psh.dgn