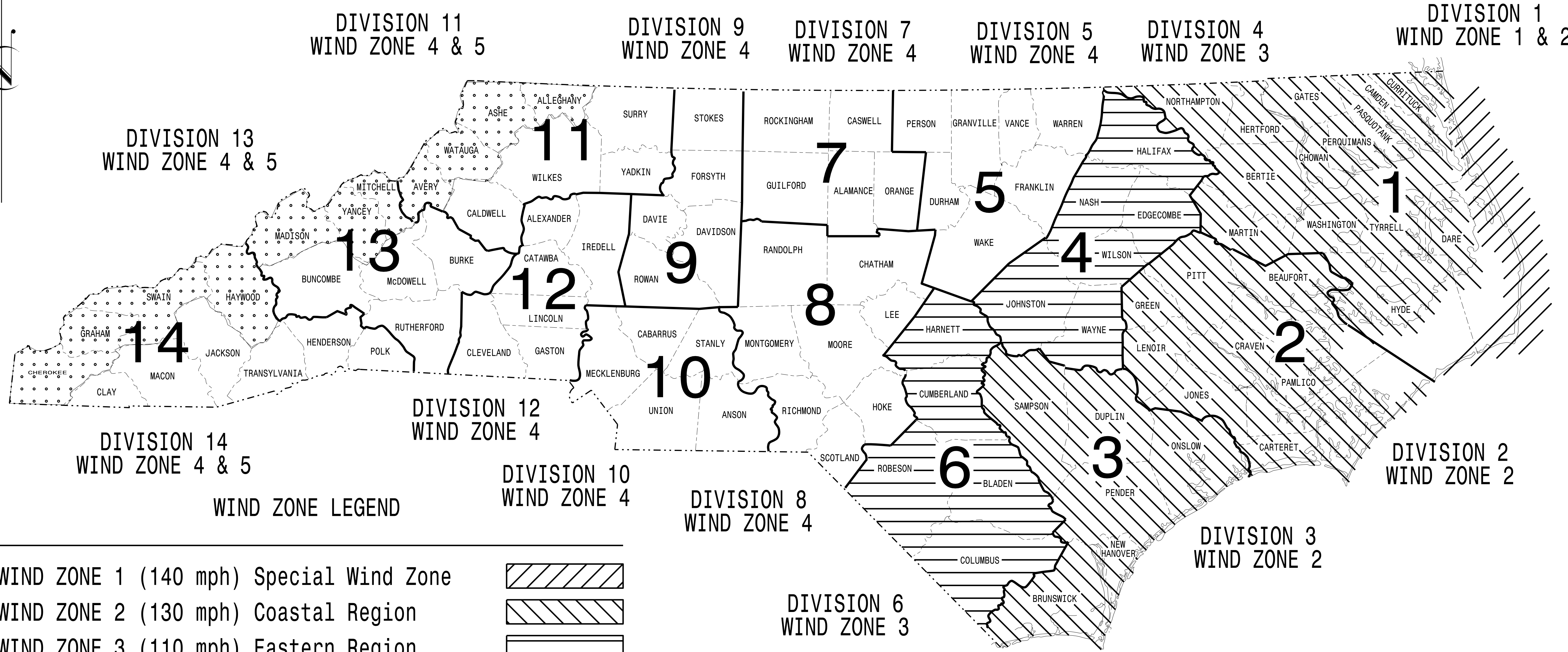



STATE OF NORTH CAROLINA DIVISION OF HIGHWAYS

| | |
|------------------------------------|----------------------------|
| PROJECT I.D. NO. U-3621A | SHEET NO. Sig.M1 |
|------------------------------------|----------------------------|


STANDARD DRAWINGS FOR ALL METAL POLES



WIND ZONE LEGEND

| | |
|--|--|
| WIND ZONE 1 (140 mph) Special Wind Zone | |
| WIND ZONE 2 (130 mph) Coastal Region | |
| WIND ZONE 3 (110 mph) Eastern Region | |
| WIND ZONE 4 (90 mph) Central & Mtn. Region | |
| WIND ZONE 5 (120 mph) Special Wind Zone | |

<https://connect.ncdot.gov/resources/safety/Pages/ITS-Design-Resources.aspx>



Designed in conformance
with the latest
2015 Interim to the
6th Edition 2013
AASHTO
Standard Specifications for
Structural Supports for
Highway Signs, Luminaires,
and Traffic Signals

| DRAWING NUMBER | DESCRIPTION |
|----------------|---|
| Sig. M 1 | Statewide Wind Zone Map |
| Sig. M 2 | Typical Fabrication Details-All Metal Poles |
| Sig. M 3 | Typical Fabrication Details-Strain Poles |
| Sig. M 4 | Typical Fabrication Details-Mast Arm Poles |
| Sig. M 5 | Typical Fabrication Details-Mast Arm Connection |
| Sig. M 6 | Typical Fabrication Details-Strain Pole Attachments |
| Sig. M 7 | Construction Details-Foundations |
| Sig. M 8 | Standard Strain Pole Foundation-All Soil Conditions |

NC DOT CONTACTS:

MOBILITY AND SAFETY DIVISION - ITS AND SIGNALS UNIT

G. A. FULLER, P.E. - STATE ITS AND SIGNALS ENGINEER
 G. G. MURR, JR., P.E. - STATE SIGNALS ENGINEER
 D.C. SARKAR, P.E. - ITS AND SIGNALS SENIOR STRUCTURAL ENGINEER
 C.F. ANDREWS - ITS AND SIGNALS JOURNEY STRUCTURAL ENGINEER

SEAL

DocuSigned by:
Debesh C. Sarkar
2/17/2016
DATE