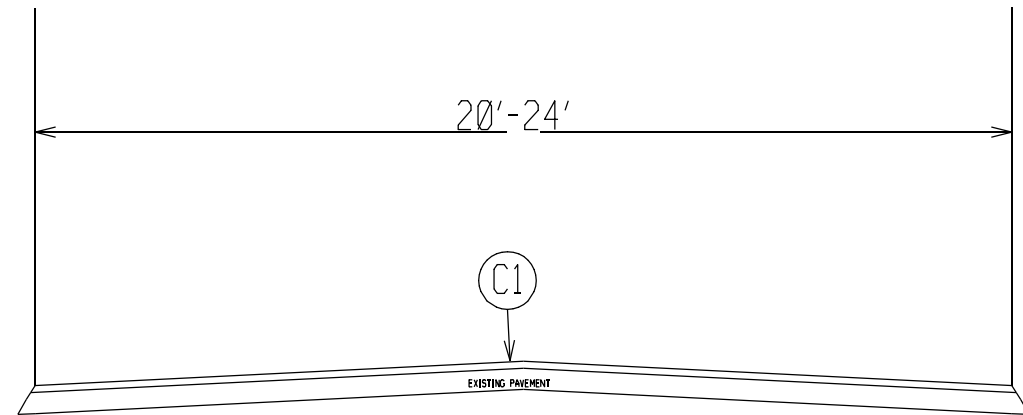
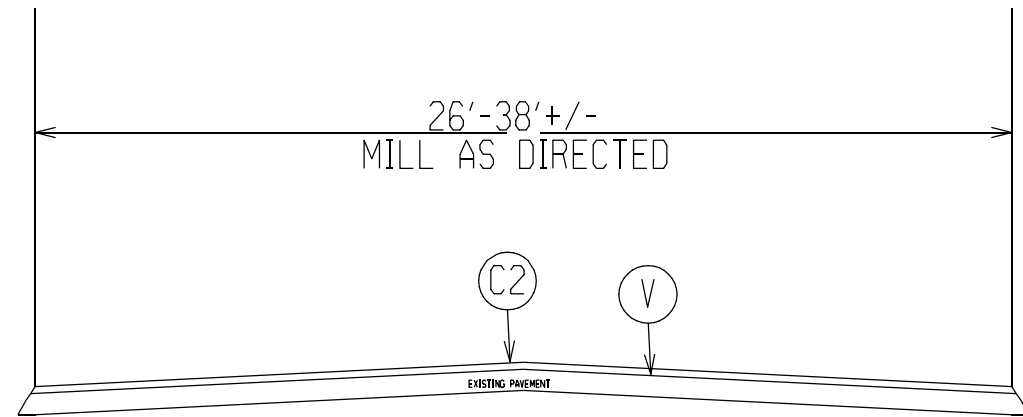


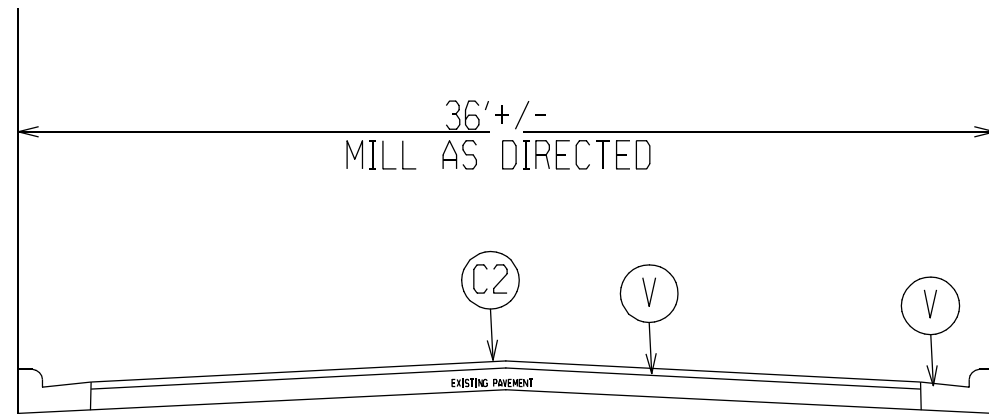
WBS	SHEET NO.	TOTAL SHEETS
2018CPT.04.05.10511	3	
2018CPT.04.05.20511		



TYPICAL SECTION 1



TYPICAL SECTION 2



TYPICAL SECTION 3

ALL WIDTHS ARE APPROXIMATE
 SR ROUTES MAY BE LESS THAN 20'
 CONTRACTOR IS RESPONSIBLE FOR APPROPRIATE
 SIZE PAVING EQUIPMENT

SHOULDER RECONSTRUCTION WILL BE
 DONE USING STATE FORCES

ALL PATCH AND REPAIR WORK WILL
 BE DONE BY STATE FORCES PRIOR
 TO RESURFACING

Ⓢ APPROX 1.5" OF SF9.5A AT AN AVERAGE
 RATE OF 165 LB/SY

Ⓢ APPROX 2" OF S9.5B AT AN AVERAGE
 RATE OF 224 LB/SY

Ⓢ MILL 2" AS DIRECTED BY THE ENGINEER