DocuSign Envelope ID: BADF0945-E244-46D8-A1E3-F22CF49EC11B

PROJECT REFERENCE NO.	SHEET NO.
U-3633	SIG-17

PHASING DIAGRAM

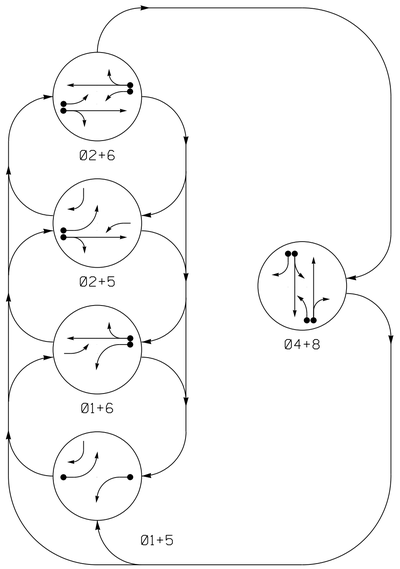

PHASING DIAGRAM DETECTION LEGEND

- DETECTED MOVEMENT
- UNDETECTED MOVEMENT (OVERLAP)
- UNSIGNALIZED MOVEMENT
- PEDESTRIAN MOVEMENT

TABLE OF OPERATION

SIGNAL FACE	PHASE 01+5	01+6	02+5	02+6	04+8	FLASH
11	←	←	F Y	F Y	R	Y
21, 22	R	R	G	G	R	Y
41	R	R	R	R	G	R
42	R	R	R	R	G	R
51	←	F Y	←	F Y	R	Y
61, 62	R	G	R	G	R	Y
81, 82	R	R	R	R	G	R

SIGNAL FACE I.D.

All Heads L.E.D.

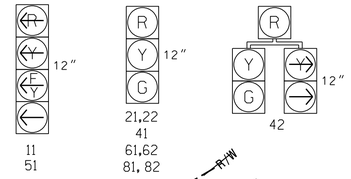

OASIS 2070 LOOP & DETECTOR INSTALLATION CHART

INDUCTIVE LOOPS					DETECTOR PROGRAMMING						
LOOP	SIZE (FT)	DISTANCE FROM STOPBAR (FT)	TURNS	NEW LOOP	PHASE	CALLING	EXTENSION	FULL TIME DELAY	STRETCH TIME	DELAY TIME	SYSTEM LOOP	NEW CARD
1A	6X40	0	*	Y	1	Y	Y	-	-	15	-	Y
					6	Y	Y	-	-	-	-	Y
2A	6X6	70	*	Y	2	Y	Y	-	-	-	-	Y
4A	6X40	0	*	Y	4	Y	Y	-	-	3	-	Y
4B	6X40	0	*	Y	4	Y	Y	-	-	15	-	Y
5A	6X40	0	*	Y	5	Y	Y	-	-	15	-	Y
					2	Y	Y	-	-	-	-	Y
6A	6X6	70	*	Y	6	Y	Y	-	-	-	-	Y
8A	6X40	0	*	Y	8	Y	Y	-	-	3	-	Y
8B	6X40	0	*	Y	8	Y	Y	-	-	10	-	Y

* Video Detection Area.
Camera locations shown are schematic and should be confirmed in the field by the contractor in order to provide detection of the areas indicated.

5 Phase
Fully Actuated
(Isolated)

NOTES

1. Refer to "Roadway Standard Drawings NCDOT" dated January 2012 and "Standard Specifications for Roads and Structures" dated January 2012.
2. Do not program signal for late night flashing operation unless otherwise directed by the Engineer.
3. Set all detector units to presence mode.
4. Locate new cabinet so as not to obstruct sight distance of vehicles turning right on red.
5. Install a box span if it can be done without temporary poles, span wire, and signal heads being in conflict with construction of future metal poles and mast arms.

Note** : Delay construction of proposed sidewalk in this quadrant until temporary wooden signal poles are removed.

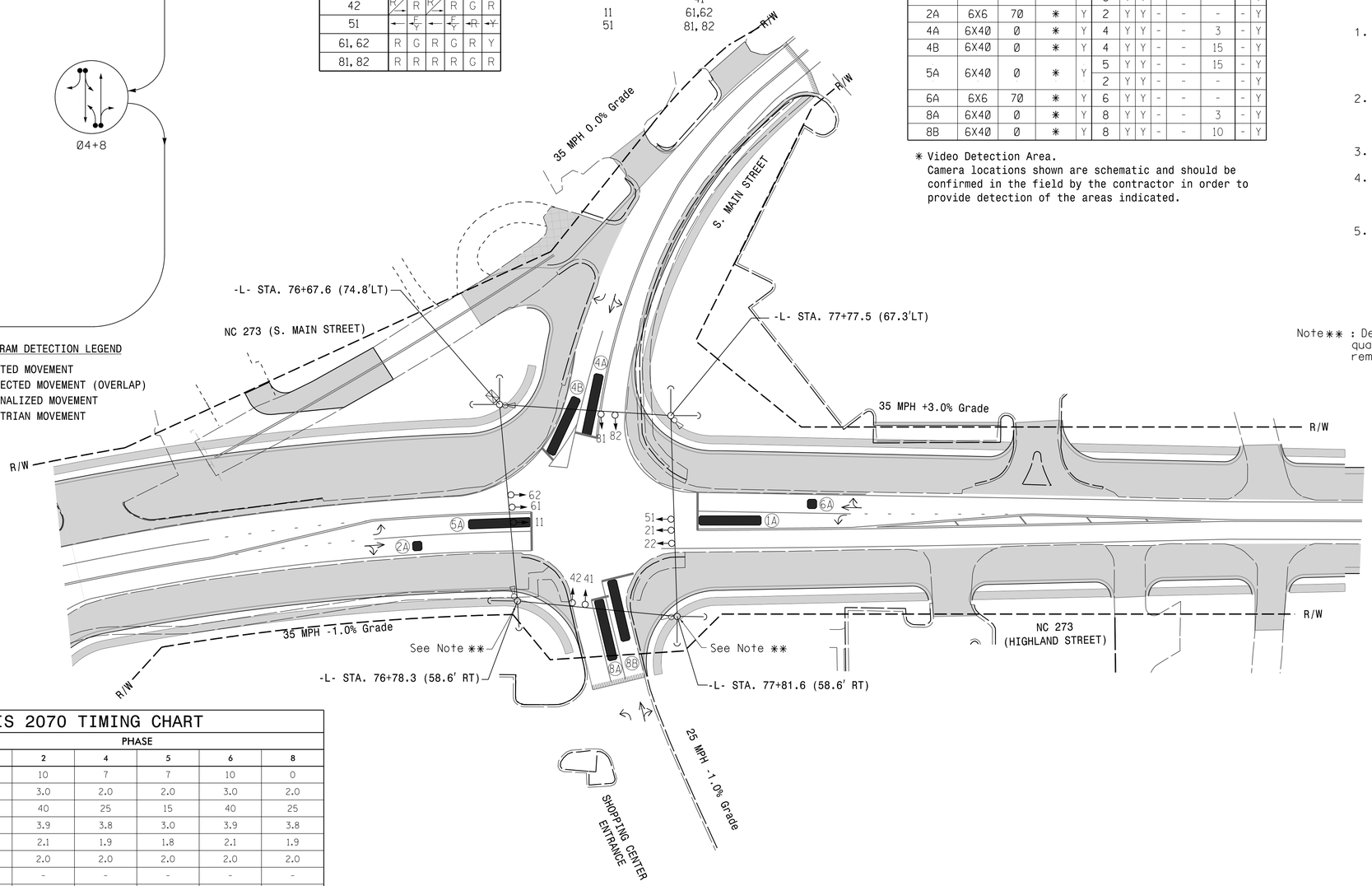

LEGEND

PROPOSED		EXISTING
	Traffic Signal Head	
	Modified Signal Head	N/A
	Sign	
	Pedestrian Signal Head With Push Button & Sign	
	Type I Pushbutton Post	
	Type II Signal Pedestal	
	Ped Push Button w/Sign	
	Signal Pole with Guy	
	Signal Pole with Sidewalk Guy	
	Inductive Loop Detector	
	Controller & Cabinet	
	Junction Box	
	2-in Underground Conduit	
N/A	Right of Way	
	Directional Arrow	
	Out of Pavement Detector	
	Metal Pole with Mastarm	
	Video Detection Area	N/A
	Construction Area	N/A

OASIS 2070 TIMING CHART

FEATURE	PHASE 1	2	4	5	6	8
Min Green 1 *	7	10	7	7	10	0
Extension 1 *	2.0	3.0	2.0	2.0	3.0	2.0
Max Green 1 *	15	40	25	15	40	25
Yellow Clearance	3.0	3.9	3.8	3.0	3.9	3.8
Red Clearance	2.6	2.1	1.9	1.8	2.1	1.9
Red Revert	2.0	2.0	2.0	2.0	2.0	2.0
Walk 1 *	-	-	-	-	-	-
Don't Walk 1	-	-	-	-	-	-
Seconds Per Actuation *	-	-	-	-	-	-
Max Variable Initial *	-	-	-	-	-	-
Time Before Reduction *	-	-	-	-	-	-
Time To Reduce *	-	-	-	-	-	-
Minimum Gap	-	-	-	-	-	-
Recall Mode	-	MIN RECALL	-	-	MIN RECALL	-
Vehicle Call Memory	-	YELLOW	-	-	YELLOW	-
Dual Entry	-	-	ON	-	-	ON
Simultaneous Gap	ON	ON	ON	ON	ON	ON

* These values may be field adjusted. Do not adjust Min Green and Extension times for phases 2 and 6 lower than what is shown. Min Green for all other phases should not be lower than 4 seconds.

Signal Upgrade
Temporary Design 1 - TMP Phase 1 & 01A

DOCUMENT NOT CONSIDERED FINAL UNLESS ALL SIGNATURES COMPLETED

Stantec
Stantec Consulting Services Inc.
801 Jones Franklin Road
Suite 300
Raleigh, NC 27606
Tel. (919) 851-6866
Fax. (919) 851-7024
www.stantec.com
License No. F-0672

Prepared for the Offices of:
Transportation Mobility and Safety Division
STATE OF NORTH CAROLINA DEPARTMENT OF TRANSPORTATION
Signal Design Section
750 N.Greenfield Pkwy,Garner,NC 27529

NC 273 (Highland St/S.Main St)
at
S.Main St/
Shopping Center Entrance

Division 12 Gaston County Mount Holly

PLAN DATE:	JULY 2016	REVIEWED BY:	D. HARRIS
PREPARED BY:	J. HAMBRIGHT	REVIEWED BY:	B. WATSON

SCALE 1"=40' (0 – 40)

REVISIONS	INIT.	DATE

SEAL
NORTH CAROLINA PROFESSIONAL SEAL 29449 ENGINEER BETSY L. WATSON

DocuSigned by: Betsy L. Watson 10/4/2016
SIGNATURE DATE

SIG. INVENTORY NO. 12-0981-TI

10/4/2016
U:\Traffic\Signals\Design\Signals\Signal Designs\Temporary Signal Designs\12-0981\12-0981 Temp Phase 1 & 01A.dgn
jhambright