

**DOCUMENT NOT CONSIDERED FINAL
UNLESS ALL SIGNATURES COMPLETED**

INDEX TO CROSS SECTIONS

ALIGNMENT	ROAD NAME	NO. OF SHEETS	SHEET NO.	
			FROM	TO
-L-	US 70	20	X-1	X-20
-YEB01-	FLYOVER /SLOCUM	18	X-21	X-38
-YWB01-	SPUR	2	X-39	X-40
-LRA-	RAMP A	2	X-41	X-42
-LRB-	RAMP B	1	X-43	
-Y09A-	MARSHA'S WAY CONNECTOR	7	X-44	X-50
-Y10A-	PINE GROVE ROAD /SERMONS BLVD	10	X-51	X-60
-Y11A-	SERMONS BLVD /TUCKER SCHOOL	3	X-61	X-63

Note: Approximate quantities only. Unclassified Excavation, Borrow Excavation, Fine Grading, Clearing and Grubbing, and Removal of Existing Asphalt Pavement will be paid for at the contract lump sum price for "Grading."

STATE OF NORTH CAROLINA
DIVISION OF HIGHWAYS

DOCUMENT NOT CONSIDERED FINAL
UNLESS ALL SIGNATURES COMPLETED

Approximate quantities only. Unclassified Excavation, Borrow Excavation, Fine Grading, Clearing and Grubbing, and Removal of Existing Asphalt Pavement will be paid for at the contract lump sum price for "Grading."

NOTE: EMBANKMENT COLUMN DOES NOT INCLUDE BACKFILL FOR UNDERCUT

CROSS-SECTION SUMMARY

Station	Uncl. Exc.	Embt	Undercut	Station	Uncl. Exc.	Embt	Undercut	Station	Uncl. Exc.	Embt	Undercut	Station	Uncl. Exc.	Embt	Undercut	Station	Uncl. Exc.	Embt	Undercut	Station	Uncl. Exc.	Embt	Undercut
L-LT	(cu. yd.)	(cu. yd.)	(cu. yd.)	L-LT	(cu. yd.)	(cu. yd.)	(cu. yd.)	L-C	(cu. yd.)	(cu. yd.)	(cu. yd.)	L-RT	(cu. yd.)	(cu. yd.)	(cu. yd.)	L-LT	(cu. yd.)	(cu. yd.)	(cu. yd.)	L-C	(cu. yd.)	(cu. yd.)	(cu. yd.)
60+00.00	0	0		86+50.00	76	10		80+50.00	6	2		74+50.00	6	14		98+50.00	88	27		92+50.00	9	3	
60+50.00	15	25		87+00.00	66	13		81+00.00	8	4		75+00.00	15	3		99+00.00	106	18		93+00.00	9	4	
61+00.00	6	27		87+50.00	44	15		81+50.00	6	4		75+50.00	28	9		99+50.00	108	15		93+50.00	9	5	
61+50.00	10	26		88+00.00	37	13		82+00.00	5	4		76+00.00	24	25		100+00.00	97	16		94+00.00	10	3	
62+00.00	12	26		88+50.00	23	18		82+50.00	12	5		76+50.00	14	42		100+50.00	78	12		94+50.00	11	1	
62+50.00	11	19		89+00.00	11	25		83+00.00	17	3		77+00.00	140	116		101+00.00	54	8		95+00.00	11	1	
63+00.00	13	16		89+50.00	10	24		83+50.00	19	4		77+50.00	301	96		101+50.00	42	9		95+50.00	10	1	
63+50.00	13	19		90+00.00	5	12		84+00.00	20	4		78+00.00	328	3		102+00.00	46	18		96+00.00	9	2	
64+00.00	12	17						84+50.00	20	2		78+50.00	355	87		102+50.00	58	26		96+50.00	9	3	
64+50.00	12	19		Station	Uncl. Exc.	Embt	Undercut	85+00.00	21	1		79+00.00	283	210		103+00.00	75	33		97+00.00	9	5	
65+00.00	13	22						85+50.00	21	1		79+50.00	136	247		103+50.00	91	51		97+50.00	9	5	
65+50.00	12	25		L-C	(cu. yd.)	(cu. yd.)	(cu. yd.)	86+00.00	17	1		80+00.00	74	240		104+00.00	117	66		98+00.00	9	3	
66+00.00	11	24		60+00.00	0	0		86+50.00	17	2		80+50.00	55	173		104+50.00	139	69		98+50.00	13	1	
66+50.00	12	22		60+50.00	9	0		87+00.00	16	1		81+00.00	30	139		105+00.00	142	67		99+00.00	14	0	
67+00.00	15	32		61+00.00	9	0		87+50.00	14	1		81+50.00	16	142		105+50.00	134	61		99+50.00	10	5	
67+50.00	14	31		61+50.00	10	0		88+00.00	9	2		82+00.00	34	80		106+00.00	138	58		100+00.00	9	7	
68+00.00	14	10		62+00.00	10	0		88+50.00	7	5		82+50.00	54	26		106+50.00	138	61		100+50.00	11	5	
68+50.00	20	0		62+50.00	15	0		89+00.00	9	4		83+00.00	75	9		107+00.00	125	66		101+00.00	11	6	
69+00.00	20	0		63+00.00	14	1		89+50.00	10	2		83+50.00	94	4		107+50.00	116	71		101+50.00	18	4	
69+50.00	17	0		63+50.00	12	3		90+00.00	5	1		84+00.00	87	7		108+00.00	99	78		102+00.00	23	2	
70+00.00	14	0		64+00.00	15	1						84+50.00	35	6		108+50.00	90	82		102+50.00	22	4	
70+50.00	13	0		64+50.00	15	0		Station	Uncl. Exc.	Embt	Undercut	85+00.00	31	17		109+00.00	87	79		103+00.00	21	5	
71+00.00	11	2		65+00.00	16	0						85+50.00	93	35		109+50.00	82	71		103+50.00	17	8	
71+50.00	9	7		65+50.00	19	0		L-RT	(cu. yd.)	(cu. yd.)	(cu. yd.)	86+00.00	132	42		110+00.00	80	60		104+00.00	15	13	
72+00.00	8	15		66+00.00	20	1		60+00.00	0	0		86+50.00	138	50		110+50.00	76	50		104+50.00	19	11	
72+50.00	10	13		66+50.00	20	1		60+50.00	74	16		87+00.00	125	54		111+00.00	78	40		105+00.00	22	7	
73+00.00	12	7		67+00.00	18	1		61+00.00	79	28		87+50.00	105	64		111+50.00	84	36		105+50.00	21	6	
73+50.00	11	14		67+50.00	15	1		61+50.00	92	38		88+00.00	103	72		112+00.00	44	19		106+00.00	21	6	
74+00.00	22	26		68+00.00	13	0		62+00.00	115	47		88+50.00	96	72		114+00.00	80	2		106+50.00	25	4	
74+50.00	48	59		68+50.00	11	0		62+50.00	132	48		89+00.00	75	70		114+50.00	170	4		107+00.00	30	8	
75+00.00	65	96		69+00.00	11	0		63+00.00	119	44		89+50.00	88	69		115+00.00	191	3		107+50.00	35	10	
75+50.00	75	115		69+50.00	13	0		63+50.00	97	45		90+00.00	54	34		115+50.00	184	6		108+00.00	36	9	
76+00.00	89	126		70+00.00	14	0		64+00.00	92	41						116+00.00	153	21		108+50.00	33	5	
76+50.00	65	123		70+50.00	13	0		64+50.00	90	38		Station	Uncl. Exc.	Embt	Undercut	116+50.00	130	45		109+00.00	34	5	
77+00.00	19	79		71+00.00	11	1		65+00.00	88	40						117+00.00	105	75		109+50.00	28	5	
77+50.00	5	34		71+50.00	10	1		65+50.00	86	43		L-LT	(cu. yd.)	(cu. yd.)	(cu. yd.)	117+50.00	77	98		110+00.00	21	1	
78+00.00	8	46		72+00.00	10	3		66+00.00	77	46		90+00.00	0	0		118+00.00	65	97		110+50.00	23	0	
78+50.00	11	42		72+50.00	17	3		66+50.00	80	48		90+50.00	9	17		118+50.00	65	92		111+00.00	25	0	
79+00.00	11	23		73+00.00	16	1		67+00.00	87	53		91+00.00	8	13		119+00.00	48	121		111+50.00	24	0	
79+50.00	77	23		73+50.00	8	1		67+50.00	98	41		91+50.00	8	7		119+50.00	49	243		112+00.00	20	0	
80+00.00	132	24		74+00.00	5	3		68+00.00	142	17		92+00.00	127	27		120+00.00	72	437		112+50.00	9	0	
80+50.00	108	29		74+50.00	1	15		68+50.00	193	9		92+50.00	250	50		120+50.00	82	630		113+00.00	3	0	
81+00.00	96	28		75+00.00	0	31		69+00.00	255	41		93+00.00	247	53		121+00.00	69	780		113+50.00	9	0	
81+50.00	103	24		75+50.00	1	31		69+50.00	154	44		93+50.00	267	53		121+50.00	58	743		114+00.00	10	1	
82+00.00	120	21		76+00.00	2	19		70+00.00	9	11		94+00.00	239	51						114+50.00	14	1	
82+50.00	125	20		76+50.00	2	13		70+50.00	15	5		94+50.00	179	52		Station	Uncl. Exc.	Embt	Undercut	115+00.00	15	0	
83+00.00	133	11		77+00.00	2	7		71+00.00	24	2		95+00.00	177	48						115+50.00	16	0	
83+50.00	140	3		77+50.00	4	3		71+50.00	27	1		95+50.00	173	47		L-C	(cu. yd.)	(cu. yd.)	(cu. yd.)	116+00.00	21	0	
84+00.00	125	2		78+00.00	10	1		72+00.00	24	1		96+00.00	158	46		90+00.00	0	0		116+50.00	15	3	
84+50.00	106	0		78+50.00	19	1		72+50.00	58	1		96+50.00	130	39		90+50.00	9	3		117+00.00	14	6	
85+00.00	96	1		79+00.00	24	1		73+00.00	104	1		97+00.00	92	34		91+00.00	9	4		117+50.00	11	10	
85+50.00	86	4		79+50.00	17	1		73+50.00	69	2		97+50.00	78	33		91+50.00	10	4		118+00.00	9	12	
86+00.00	73	6		80+00.00	8	2		74+00.00	19	16		98+00.00	79	32		92+00.00	9	4		118+50.00	10	11	

STATE OF NORTH CAROLINA
DIVISION OF HIGHWAYS

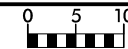
DOCUMENT NOT CONSIDERED FINAL
UNLESS ALL SIGNATURES COMPLETED

Approximate quantities only. Unclassified Excavation, Borrow Excavation, Fine Grading, Clearing and Grubbing, and Removal of Existing Asphalt Pavement will be paid for at the contract lump sum price for "Grading."

NOTE: EMBANKMENT COLUMN DOES NOT INCLUDE BACKFILL FOR UNDERCUT

CROSS-SECTION SUMMARY

Station	Uncl. Exc.	Embt	Undercut	Station	Uncl. Exc.	Embt	Undercut	Station	Uncl. Exc.	Embt	Undercut	Station	Uncl. Exc.	Embt	Undercut	Station	Uncl. Exc.	Embt	Undercut	Station	Uncl. Exc.	Embt	Undercut
L-C	(cu. yd.)	(cu. yd.)	(cu. yd.)	L-RT	(cu. yd.)	(cu. yd.)	(cu. yd.)	YEB01	(cu. yd.)	(cu. yd.)	(cu. yd.)	YEB01	(cu. yd.)	(cu. yd.)	(cu. yd.)	Y09A	(cu. yd.)	(cu. yd.)	(cu. yd.)	Y10A	(cu. yd.)	(cu. yd.)	(cu. yd.)
119+00.00	9	11		111+50.00	21	7		16+50.00	144	42	82	43+00.00	241	263	82	17+50.00	106	122	156	26+00.00	134	241	199
119+50.00	8	12		112+00.00	14	3		17+00.00	164	29	82	43+50.00	265	163	82	18+00.00	110	90	168	26+50.00	200	242	199
120+00.00	9	11		113+00.00	62	0		17+50.00	178	18		44+00.00	290	119	82	18+50.00	109	59	199	27+00.00	290	128	199
120+50.00	10	9		113+50.00	106	5		18+00.00	192	8	82	44+50.00	333	126	82	19+00.00	89	97	142	27+50.00	454	0	199
121+00.00	9	7		114+00.00	96	9		18+50.00	218	2	82	45+00.00	355	142	82	19+50.00	138	256	85	28+00.00	784	0	82
121+50.00	12	2		114+50.00	111	11		19+00.00	217	2	82	45+50.00	363	151	82	20+00.00	141	678	105	28+50.00	711	0	82
				115+00.00	116	15		19+50.00	204	9		46+00.00	397	138	82	20+50.00	102	1365	523	29+00.00	216	47	82
				115+50.00	111	13		20+00.00	172	23	82	46+50.00	400	125	82	21+00.00	307	1148	366	29+50.00	316	324	382
				116+00.00	112	9		20+50.00	120	52	82	47+00.00	410	113	82	21+50.00	610	345		30+00.00	193	409	180
				116+50.00	113	9		21+00.00	81	144	82	47+50.00	492	93	82	22+00.00	733	74		30+50.00	0	185	0
90+00.00	0	0		117+00.00	109	8		21+50.00	43	299	82	48+00.00	607	69	82	22+50.00	656	13		31+00.00	0	82	0
90+50.00	174	64		117+50.00	94	6		22+00.00	22	501		48+50.00	662	67	82	23+00.00	521	0		31+50.00	0	32	0
91+00.00	178	66		118+00.00	79	8		22+50.00	13	796		49+00.00	676	82	82	23+50.00	485	0		32+00.00	0	8	0
91+50.00	199	74		118+50.00	68	11		23+00.00	8	1168		49+50.00	687	76	82	24+00.00	492	0		32+50.00	0	5	0
92+00.00	159	82		119+00.00	58	17		23+50.00	4	1377		50+00.00	634	81	82	24+50.00	459	0		33+00.00	0	20	0
92+50.00	84	101		119+50.00	36	37		24+00.00	2	1629	118	50+50.00	599	94	82	25+00.00	454	0	129	33+50.00	0	74	0
93+00.00	146	114		120+00.00	12	63		24+50.00	2	2098	118	51+00.00	587	94	82	25+50.00	437	0	129	34+00.00	0	100	0
93+50.00	162	118		120+50.00	4	46		25+00.00	2	2521	118	51+50.00	545	101	82	26+00.00	203	97		34+50.00	0	50	0
94+00.00	91	131		121+00.00	3	33		25+50.00	2	3070	118	52+00.00	510	116	82	26+50.00	0	1041	235	35+00.00	0	31	38
94+50.00	75	131		121+50.00	2	34		26+00.00	2	3754	118	52+50.00	583	121	82	27+00.00	0	2334	797	35+50.00	37	39	82
95+00.00	50	122						26+50.00	2	4509	118	53+00.00	817	109	82	27+50.00	33	2058	478	36+00.00	125	16	82
95+50.00	32	119						27+00.00	2	5085	118	53+50.00	983	99	82	28+00.00	156	702		36+50.00	175	48	82
96+00.00	25	111						27+50.00	2	5695	118	54+00.00	863	165	82					37+00.00	163	79	82
96+50.00	23	95						28+00.00	2	6715	118	54+50.00	533	481	82					37+50.00	141	86	82
97+00.00	27	83		13+00.00	0	0	82	28+50.00	2	7901	118	55+00.00	371	435	82	Y10A				38+00.00	125	119	82
97+50.00	43	79		13+50.00	248	29	82	29+00.00	1	8806	118	55+50.00	628	79	82	12+00.00	0	0		38+50.00	60	96	82
98+00.00	53	79		14+00.00	164	93	82					56+00.00	886	17	82	12+50.00	9	10		39+00.00	1	61	82
98+50.00	54	77		14+50.00	79	244						56+50.00	813	29	82	13+00.00	4	44		39+50.00	1	63	82
99+00.00	75	70		15+00.00	41	527						57+00.00	676	49	82	13+50.00	1	38		40+00.00	1	39	82
99+50.00	130	60		15+50.00	22	968		YEB01				57+50.00	586	71	82	14+00.00	10	2		40+50.00	3	21	82
100+00.00	186	58		16+00.00	9	1383		34+00.00	0	0	118	58+00.00	560	80	82	14+50.00	17	0					
100+50.00	184	83						34+50.00	74	8468	118	58+50.00	580	50	82	15+00.00	13	0	82				
101+00.00	137	111						35+00.00	149	9353	118	59+00.00	597	18	82	15+50.00	55	5	82	Y11A			
101+50.00	158	99						35+50.00	149	8935	118	59+50.00	633	13	82	16+00.00	56	12	82	18+00.00	0	0	82
102+00.00	208	89		LRB				36+00.00	95	8132	118	60+00.00	349	8	82	16+50.00	8	29	82	18+50.00	29	17	82
102+50.00	192	131		13+00.00	0	0		36+50.00	58	7849	118					17+00.00	6	55	82	19+00.00	21	32	82
103+00.00	137	165		13+50.00	164	152		37+00.00	52	7676	118					17+50.00	11	54	82	19+50.00	15	58	82
103+50.00	99	160		14+00.00	57	203	82	37+50.00	38	6822	118					18+00.00	10	36	82	20+00.00	10	99	82
104+00.00	71	133		14+50.00	55	312	82	38+00.00	27	5720	118	Y09A				18+50.00	6	49	82	20+50.00	102	86	82
104+50.00	45	96										10+50.00	0	0	110	19+00.00	8	102	82	21+00.00	214	51	82
105+00.00	53	78										11+00.00	376	318	148	19+50.00	9	179	199	21+50.00	119	32	
105+50.00	65	65										11+50.00	154	621		20+00.00	8	234	199	22+00.00	161	17	
106+00.00	66	51		YWB01				YEB01				12+00.00	108	626		20+50.00	8	228	199	22+50.00	284	20	
106+50.00	55	44		12+00.00	0	0	82	38+00.00	0	0	118	12+50.00	86	546		21+00.00	9	215	199	23+00.00	250	21	82
107+00.00	44	42		12+50.00	6	155	82	38+50.00	45	4667	118	13+00.00	91	487		21+50.00	10	208		23+50.00	255	17	82
107+50.00	38	48		13+00.00	12	139	82	39+00.00	93	3729	117	13+50.00	89	433		22+00.00	13	206		24+00.00	272	7	82
108+00.00	32	51						39+50.00	140	2947	117	14+00.00	83	395		22+50.00	10	221		24+50.00	292	0	
108+50.00	29	47										40+00.00	148	2381	117	14+50.00	86	367		25+00.00	302	0	
109+00.00	28	44						40+50.00	188	1949	117	15+00.00	82	336	9	23+50.00	9	205	82	25+50.00	296	0	
109+50.00	25	33		YEB01				41+00.00	265	1490		15+50.00	75	309	34	24+00.00	11	204	82	26+00.00	308	0	
110+00.00	19	23		15+00.00	0	0	82	41+50.00	280	1058		16+00.00	81	265	64	24+50.00	15	194	82	26+50.00	301	0	
110+50.00	12	20		15+50.00	232	39	82	42+00.00	261	740	82	16+50.00	88	218	92	25+00.00	17	196	82	27+00.00	277	0	
111+00.00	12	13		16+00.00	186	41	82	42+50.00	242	456	82	17+00.00	95	171	126	25+50.00	66	230	82	27+50.00	256	0	

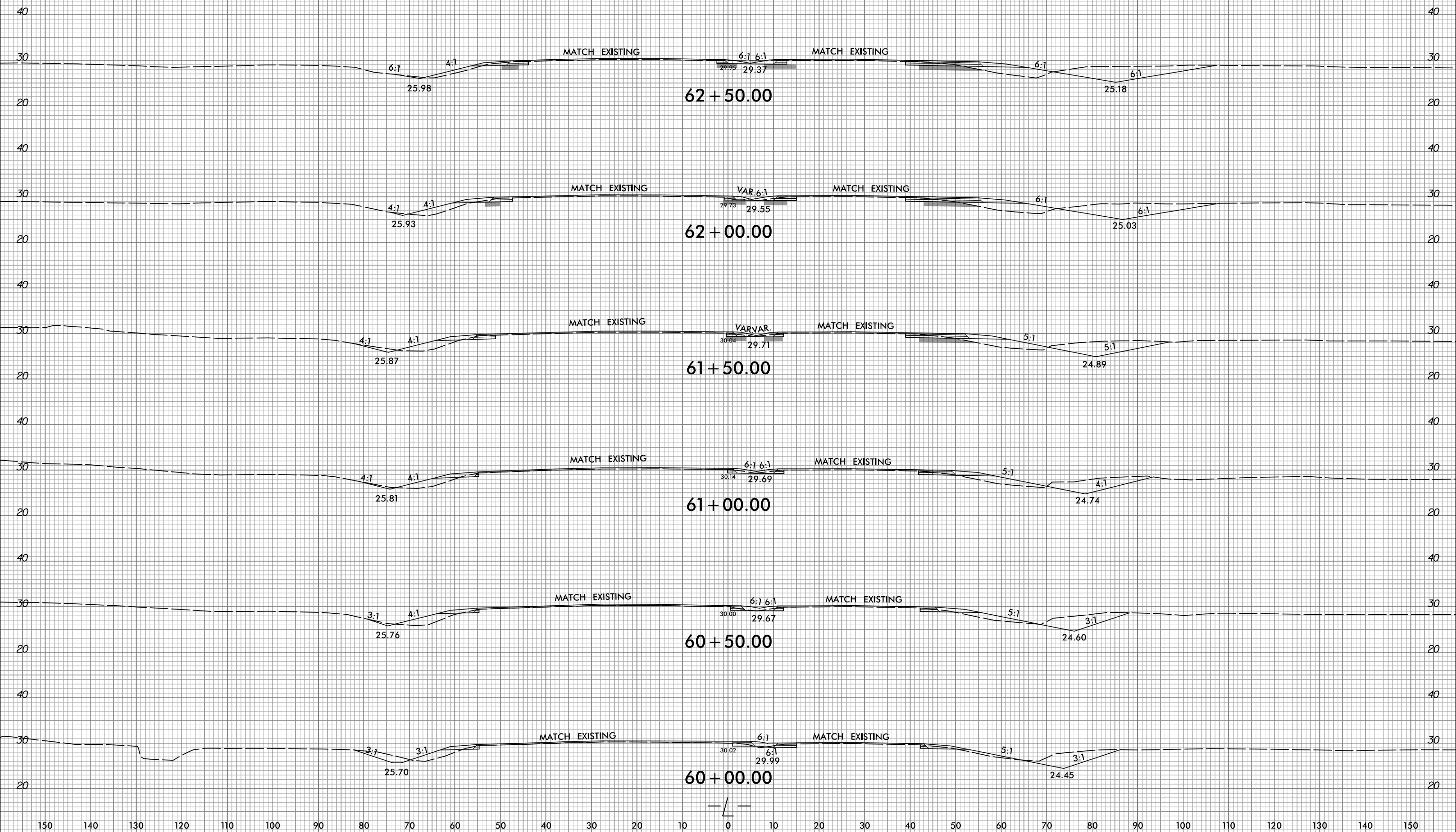


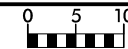
PROJ. REFERENCE NO.
R-5516

SHEET NO.
X-1

150 140 130 120 110 100 90 80 70 60 50 40 30 20 10 0 10 20 30 40 50 60 70 80 90 100 110 120 130 140 150

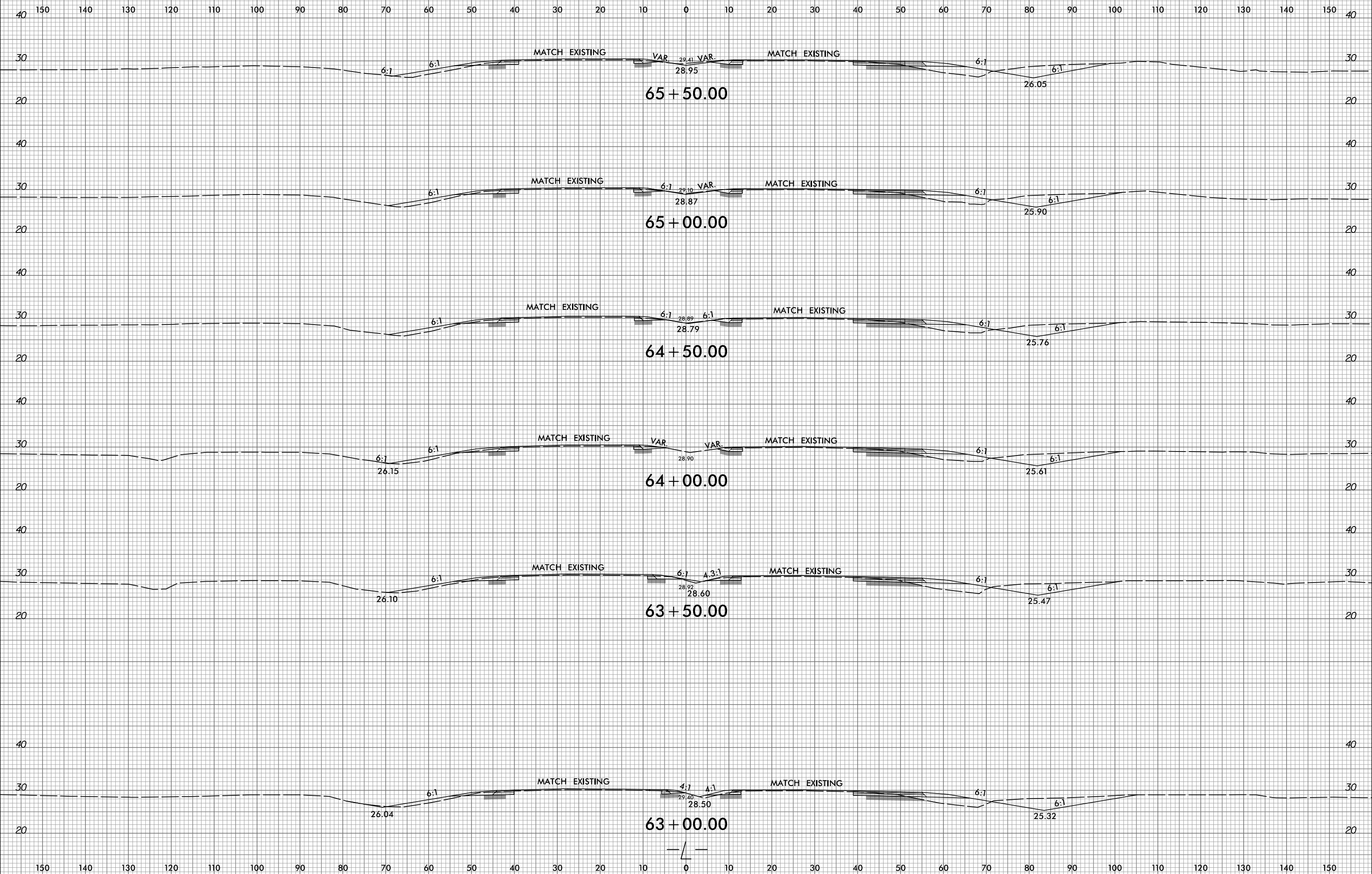
SHALLOW UNDERCUT

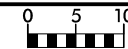




PROJ. REFERENCE NO.
R-5516

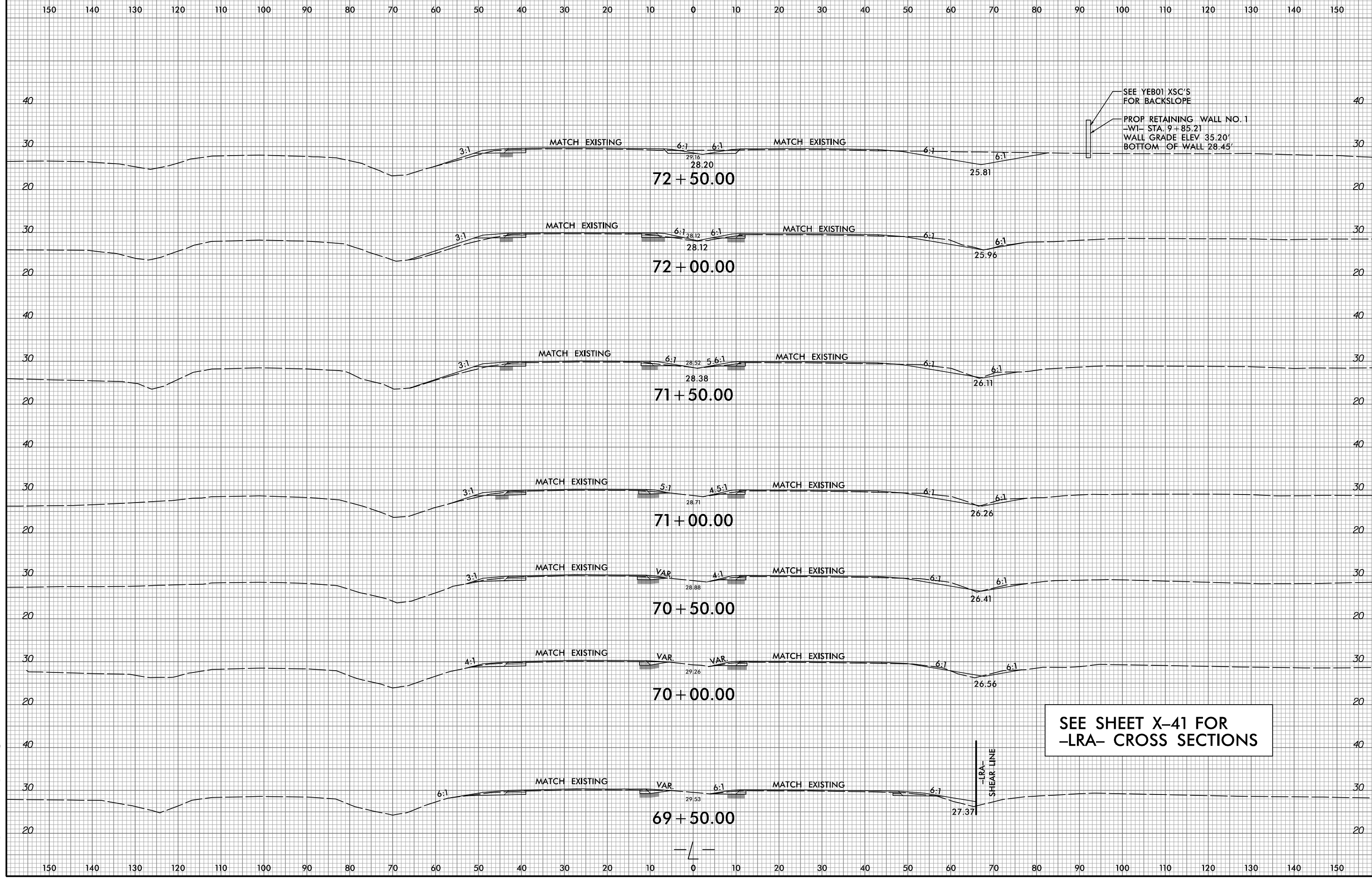
SHEET NO.
X-2





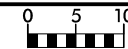
PROJ. REFERENCE NO.
R-5516

SHEET NO.
X-4



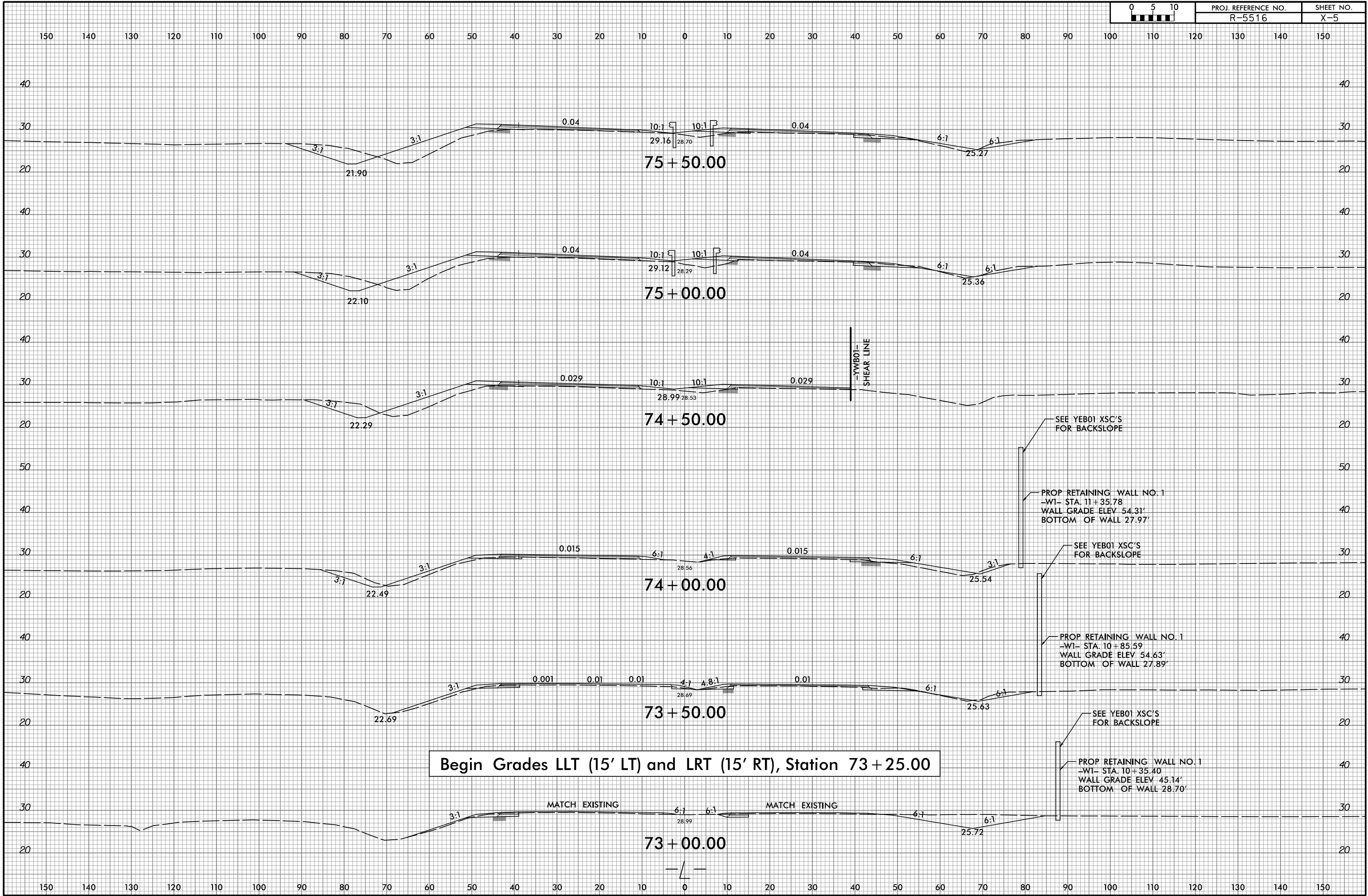
SEE SHEET X-41 FOR
-LRA- CROSS SECTIONS

5/10/2017
R:\Roadway\Xsc\5516_r.dwg



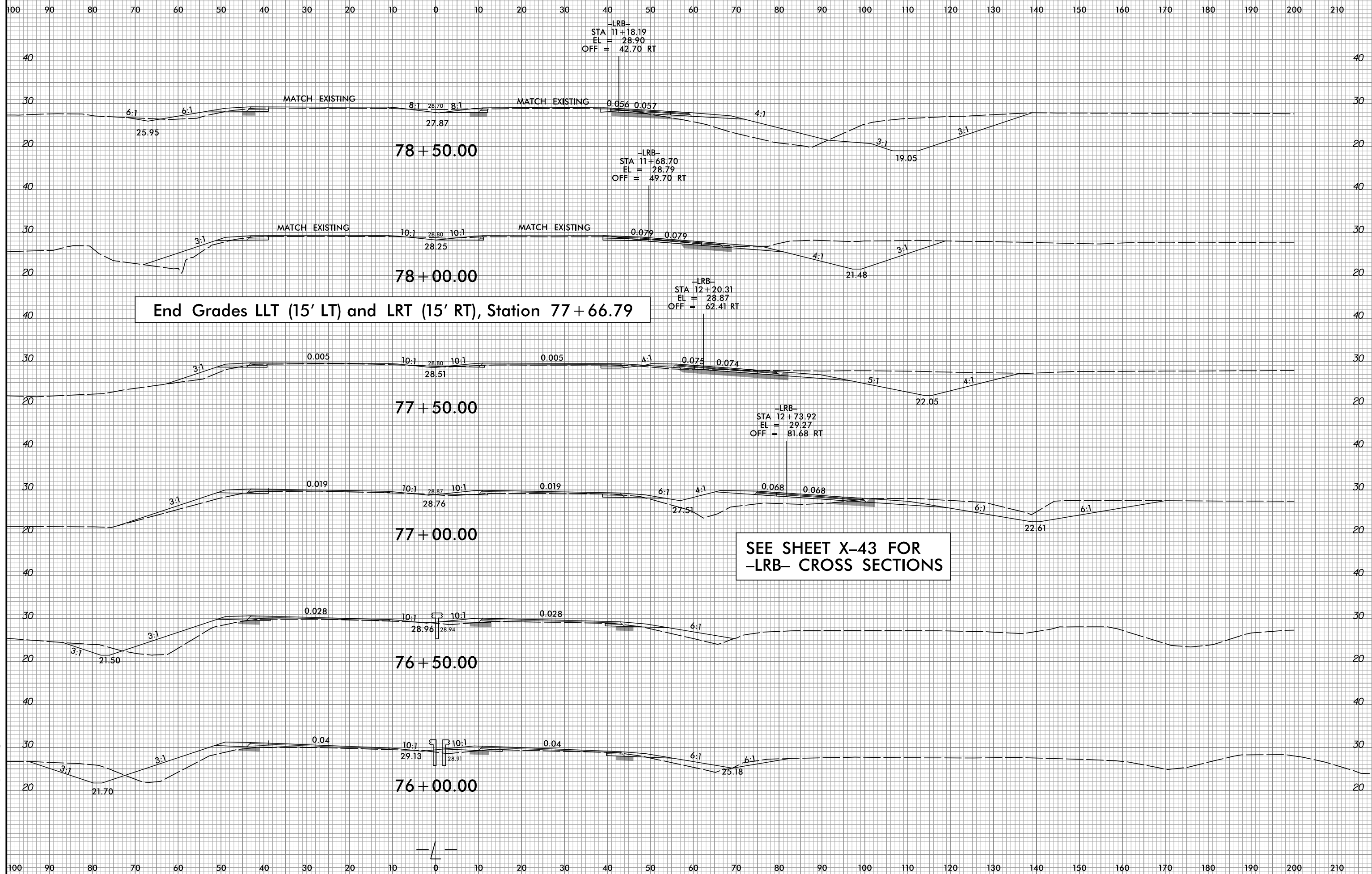
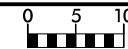
PROJ. REFERENCE NO.
R-5516

SHEET NO.
X-5



Begin Grades LLT (15' LT) and LRT (15' RT), Station 73 + 25.00

- SEE YEB01 XSC'S FOR BACKSLOPE
- PROP RETAINING WALL NO. 1
-W1- STA. 11 + 35.78
WALL GRADE ELEV 54.31'
BOTTOM OF WALL 27.97'
- SEE YEB01 XSC'S FOR BACKSLOPE
- PROP RETAINING WALL NO. 1
-W1- STA. 10 + 85.59
WALL GRADE ELEV 54.63'
BOTTOM OF WALL 27.89'
- SEE YEB01 XSC'S FOR BACKSLOPE
- PROP RETAINING WALL NO. 1
-W1- STA. 10 + 35.40
WALL GRADE ELEV 45.14'
BOTTOM OF WALL 28.70'



-LRB-
STA 11+18.19
EL = 28.90
OFF = 42.70 RT

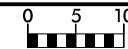
-LRB-
STA 11+68.70
EL = 28.79
OFF = 49.70 RT

-LRB-
STA 12+20.31
EL = 28.87
OFF = 62.41 RT

-LRB-
STA 12+73.92
EL = 29.27
OFF = 81.68 RT

End Grades LLT (15' LT) and LRT (15' RT), Station 77+66.79

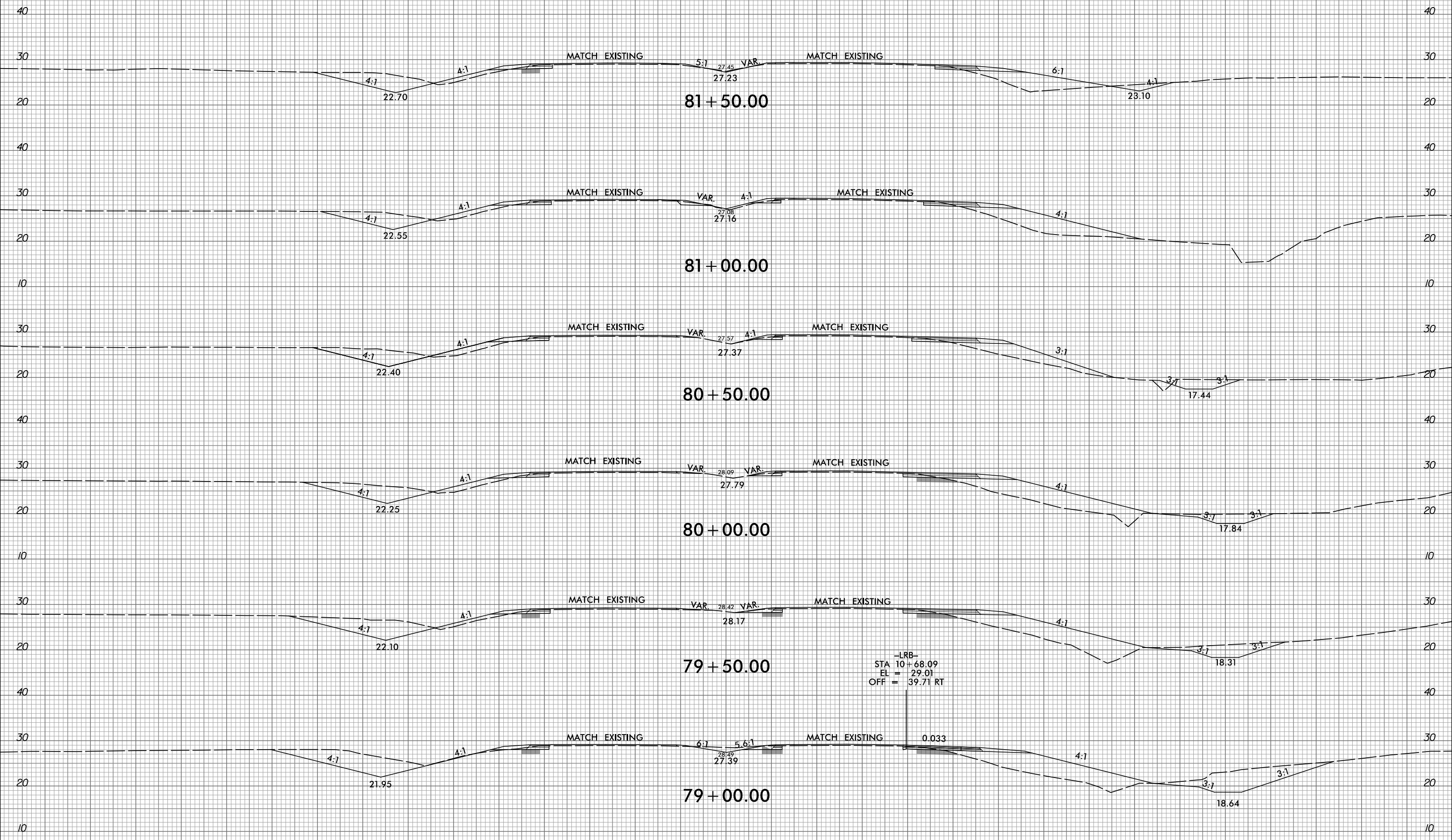
SEE SHEET X-43 FOR
-LRB- CROSS SECTIONS



PROJ. REFERENCE NO.
R-5516

SHEET NO.
X-7

150 140 130 120 110 100 90 80 70 60 50 40 30 20 10 0 10 20 30 40 50 60 70 80 90 100 110 120 130 140 150



81+50.00

81+00.00

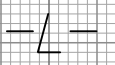
80+50.00

80+00.00

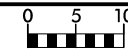
79+50.00

79+00.00

-LRB-
STA 10+68.09
EL = 29.01
OFF = 39.71 RT

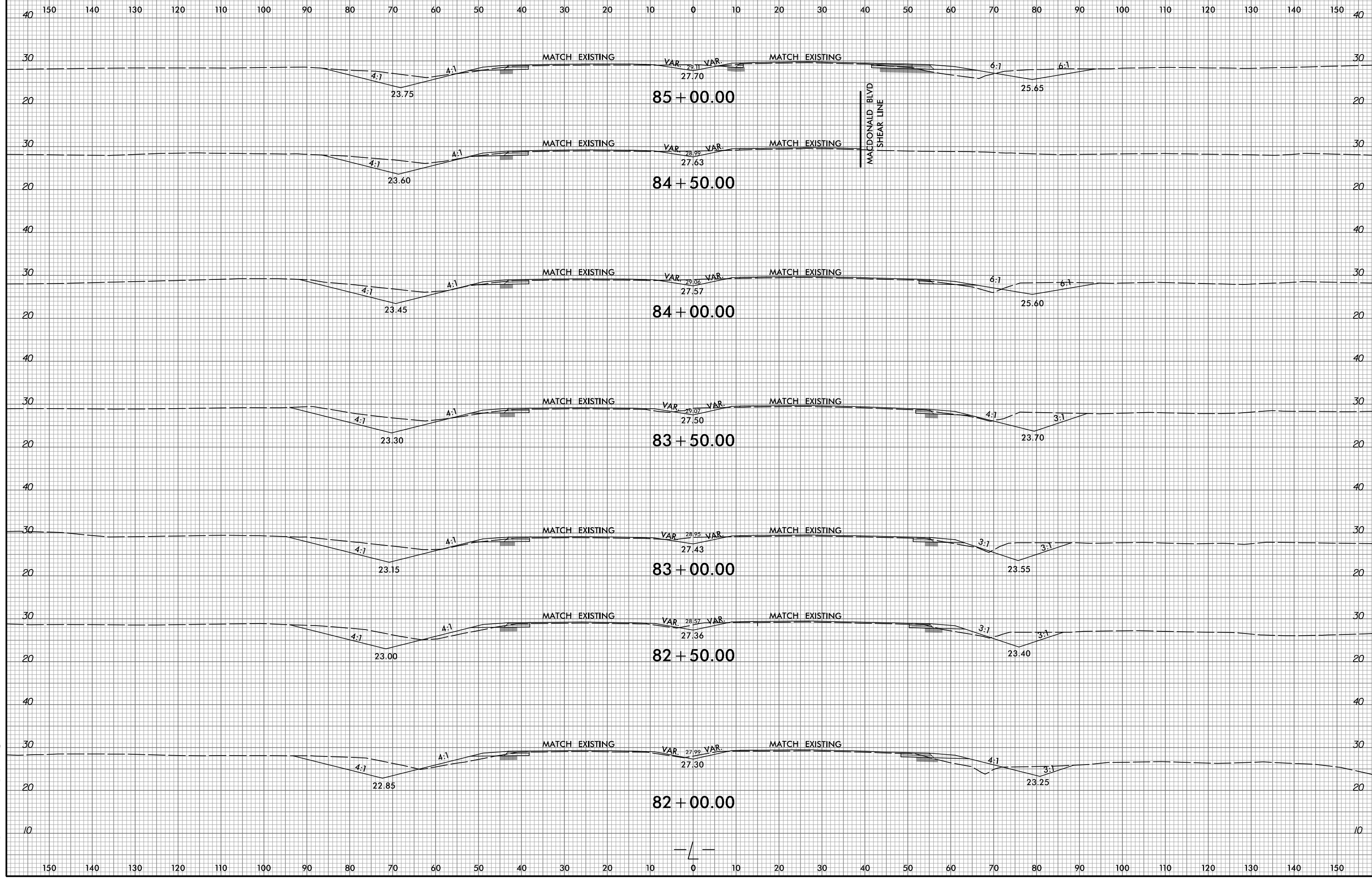


5/10/2017
R:\Roadway\Xsc\5516_rdy_xpl_L.dgn

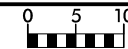


PROJ. REFERENCE NO.
R-5516

SHEET NO.
X-8



5/10/2017
R:\Roadway\Xsc\5516_rdy_xpl.dgn

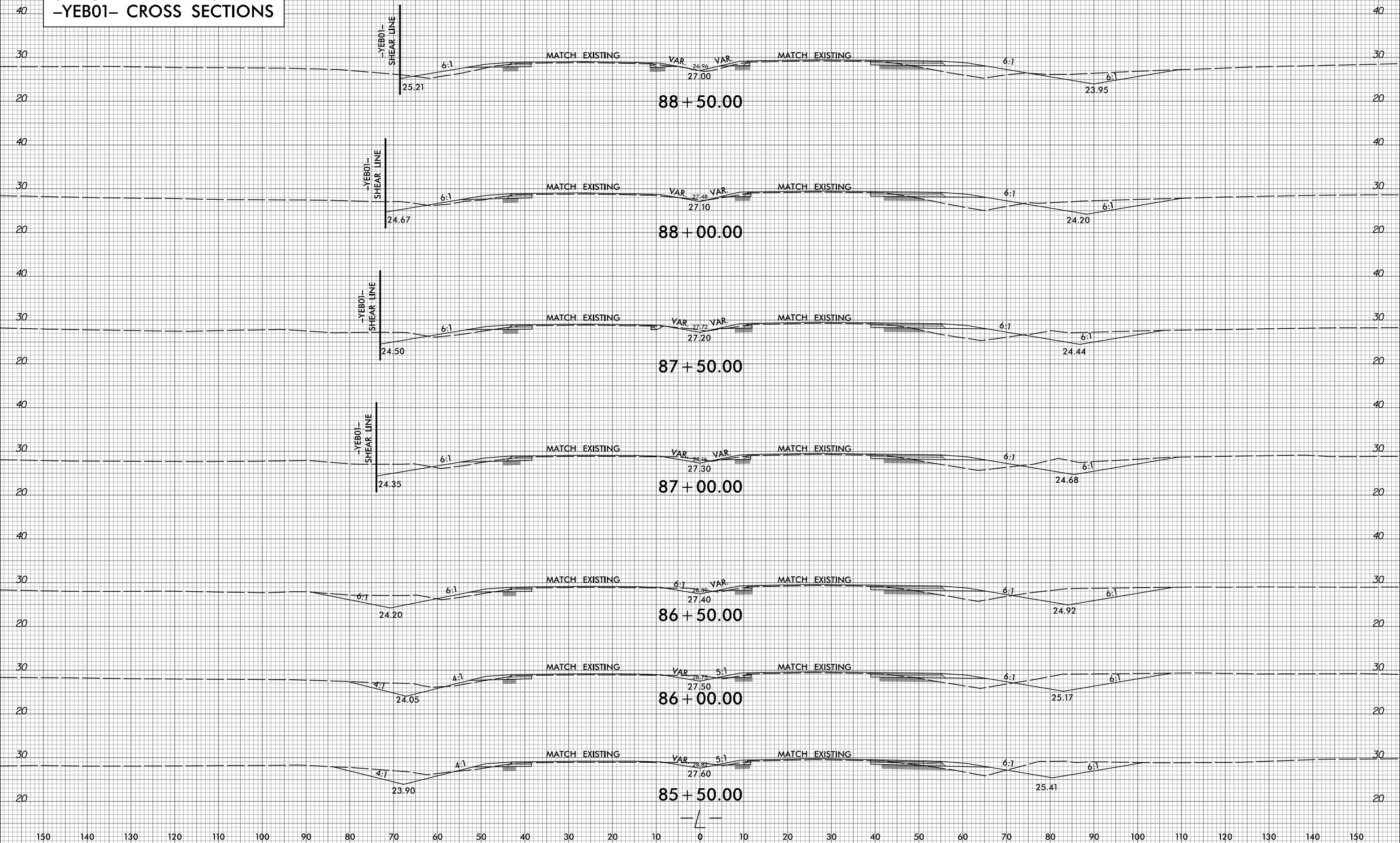


PROJ. REFERENCE NO.
R-5516

SHEET NO.
X-9

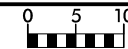
150 140 130 120 110 100 90 80 70 60 50 40 30 20 10 0 10 20 30 40 50 60 70 80 90 100 110 120 130 140 150

SEE SHEET X-22 FOR
-YEB01- CROSS SECTIONS



5/10/2017
R:\Roadway\Xsc\5516_rdy_xpl.dgn

150 140 130 120 110 100 90 80 70 60 50 40 30 20 10 0 10 20 30 40 50 60 70 80 90 100 110 120 130 140 150

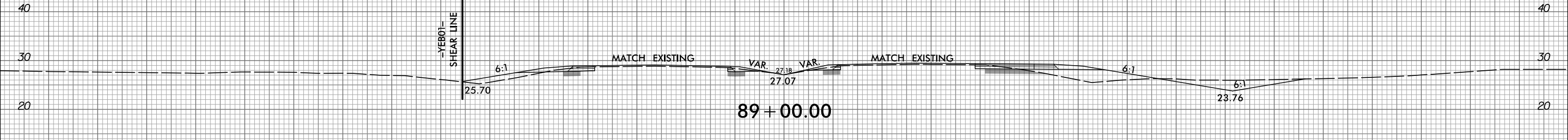
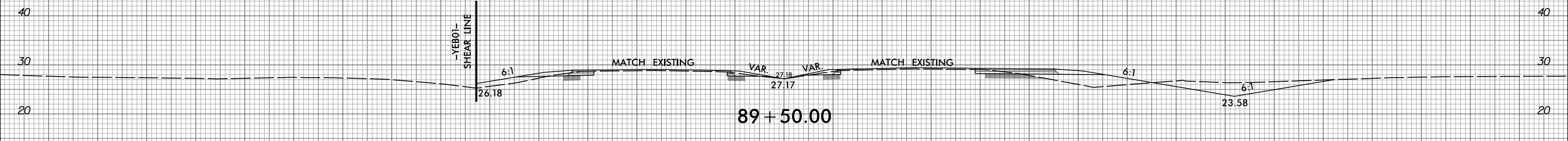
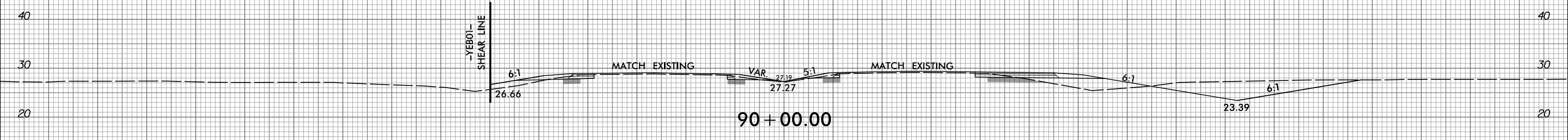
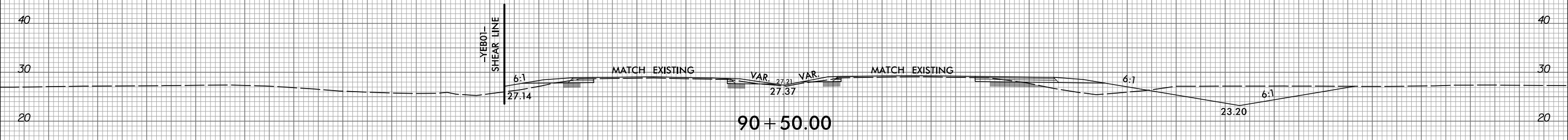
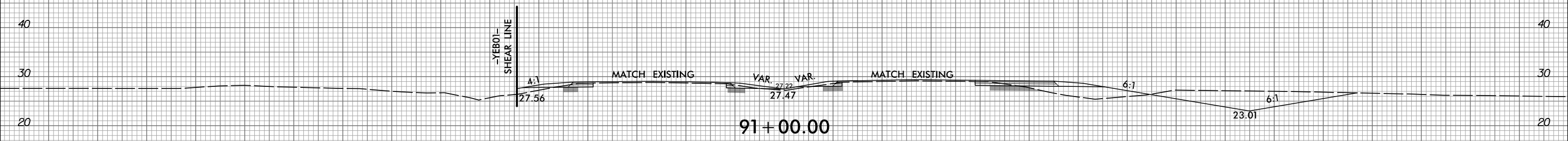
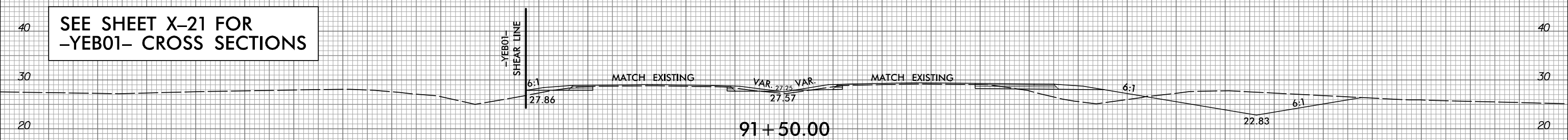


PROJ. REFERENCE NO.
R-5516

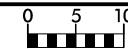
SHEET NO.
X-10

150 140 130 120 110 100 90 80 70 60 50 40 30 20 10 0 10 20 30 40 50 60 70 80 90 100 110 120 130 140 150

SEE SHEET X-21 FOR
-YEB01- CROSS SECTIONS

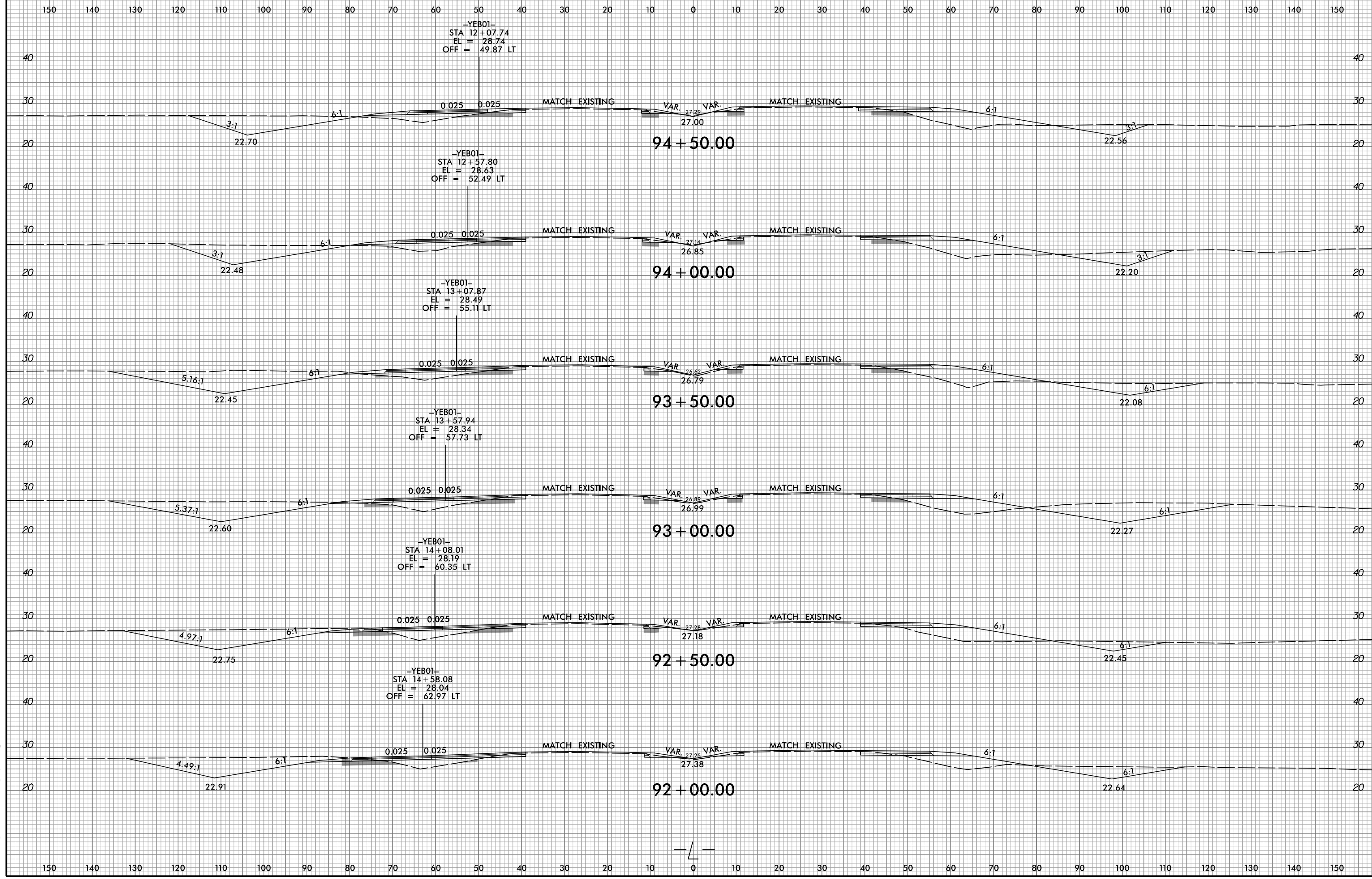


150 140 130 120 110 100 90 80 70 60 50 40 30 20 10 0 10 20 30 40 50 60 70 80 90 100 110 120 130 140 150

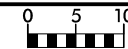


PROJ. REFERENCE NO.
R-5516

SHEET NO.
X-11



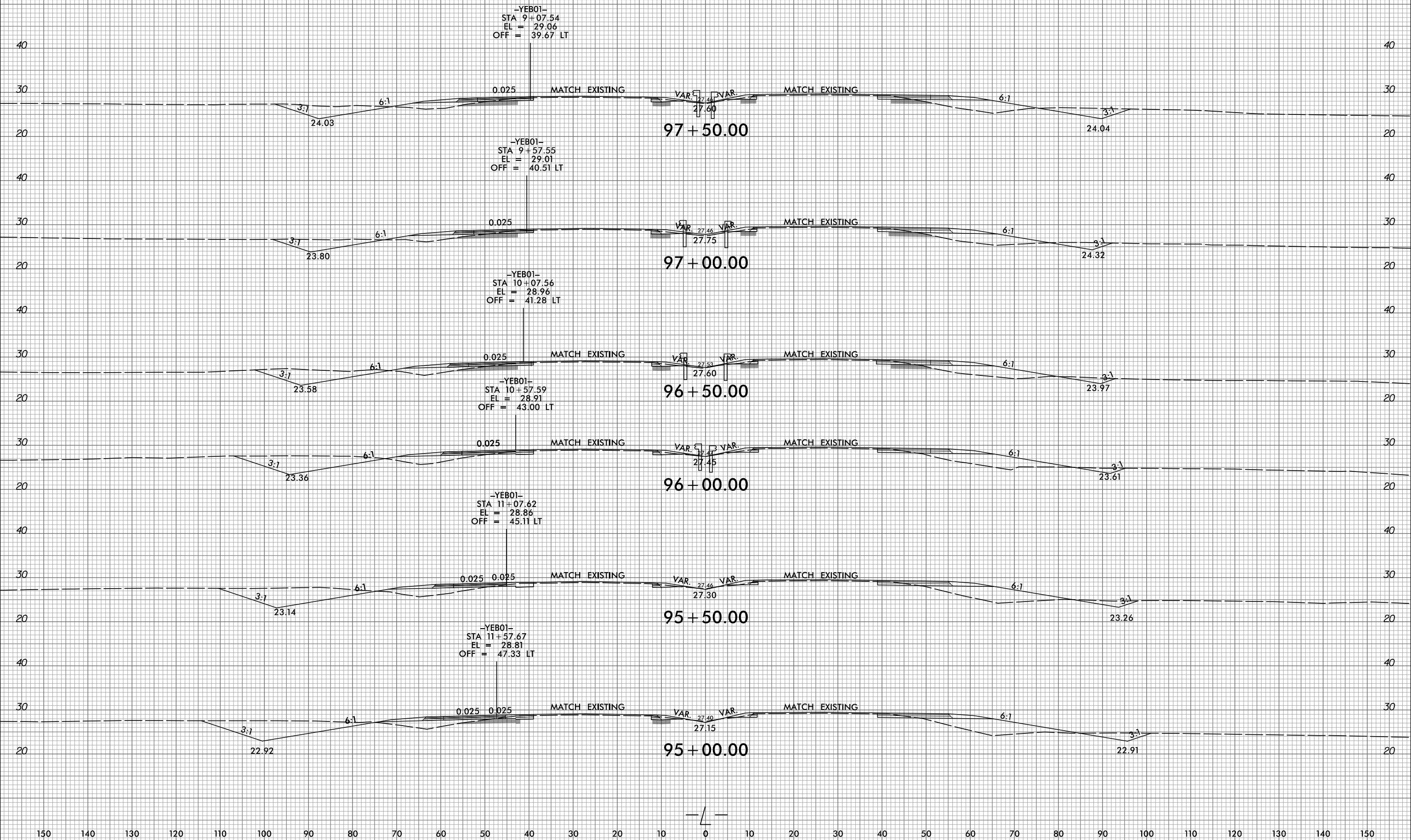
5/10/2017
R:\Roadway\Xsc\5516_rdy_xpl.dgn



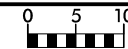
PROJ. REFERENCE NO.
R-5516

SHEET NO.
X-12

150 140 130 120 110 100 90 80 70 60 50 40 30 20 10 0 10 20 30 40 50 60 70 80 90 100 110 120 130 140 150



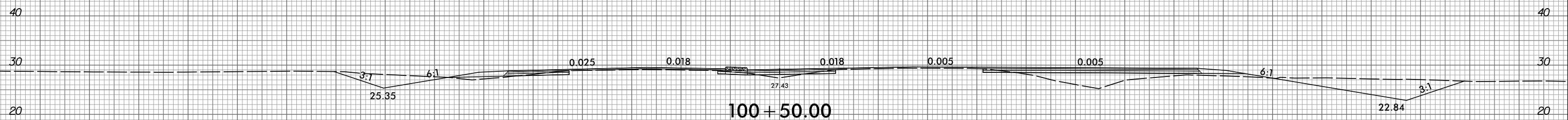
150 140 130 120 110 100 90 80 70 60 50 40 30 20 10 0 10 20 30 40 50 60 70 80 90 100 110 120 130 140 150




PROJ. REFERENCE NO.
R-5516

SHEET NO.
X-13

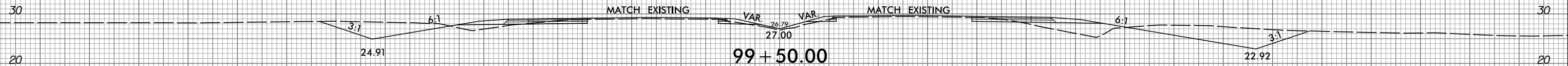
150 140 130 120 110 100 90 80 70 60 50 40 30 20 10 0 10 20 30 40 50 60 70 80 90 100 110 120 130 140 150



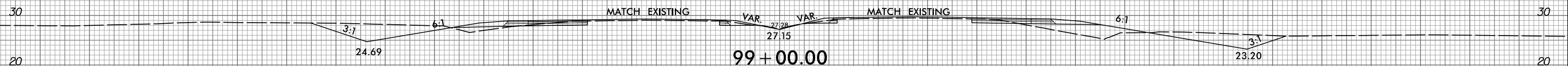
100 + 50.00



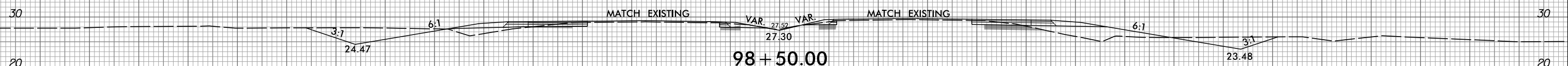
100 + 00.00



99 + 50.00




99 + 00.00



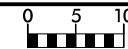
98 + 50.00

-YEB01-
STA 8+57.54
EL = 29.11
OFF = 39.16 LT



98 + 00.00

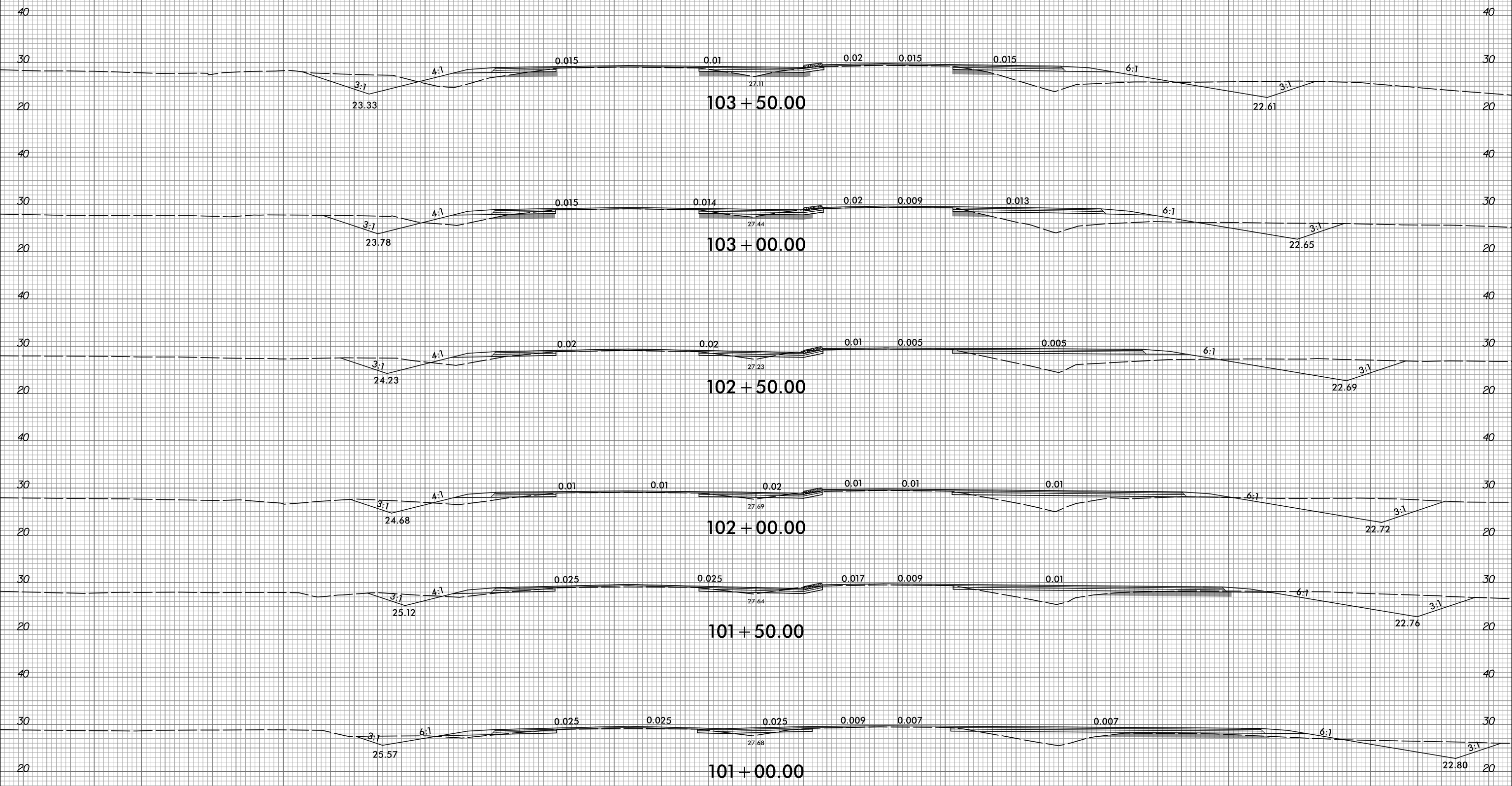
150 140 130 120 110 100 90 80 70 60 50 40 30 20 10 0 10 20 30 40 50 60 70 80 90 100 110 120 130 140 150



PROJ. REFERENCE NO.
R-5516

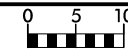
SHEET NO.
X-14

150 140 130 120 110 100 90 80 70 60 50 40 30 20 10 0 10 20 30 40 50 60 70 80 90 100 110 120 130 140 150



150 140 130 120 110 100 90 80 70 60 50 40 30 20 10 0 10 20 30 40 50 60 70 80 90 100 110 120 130 140 150

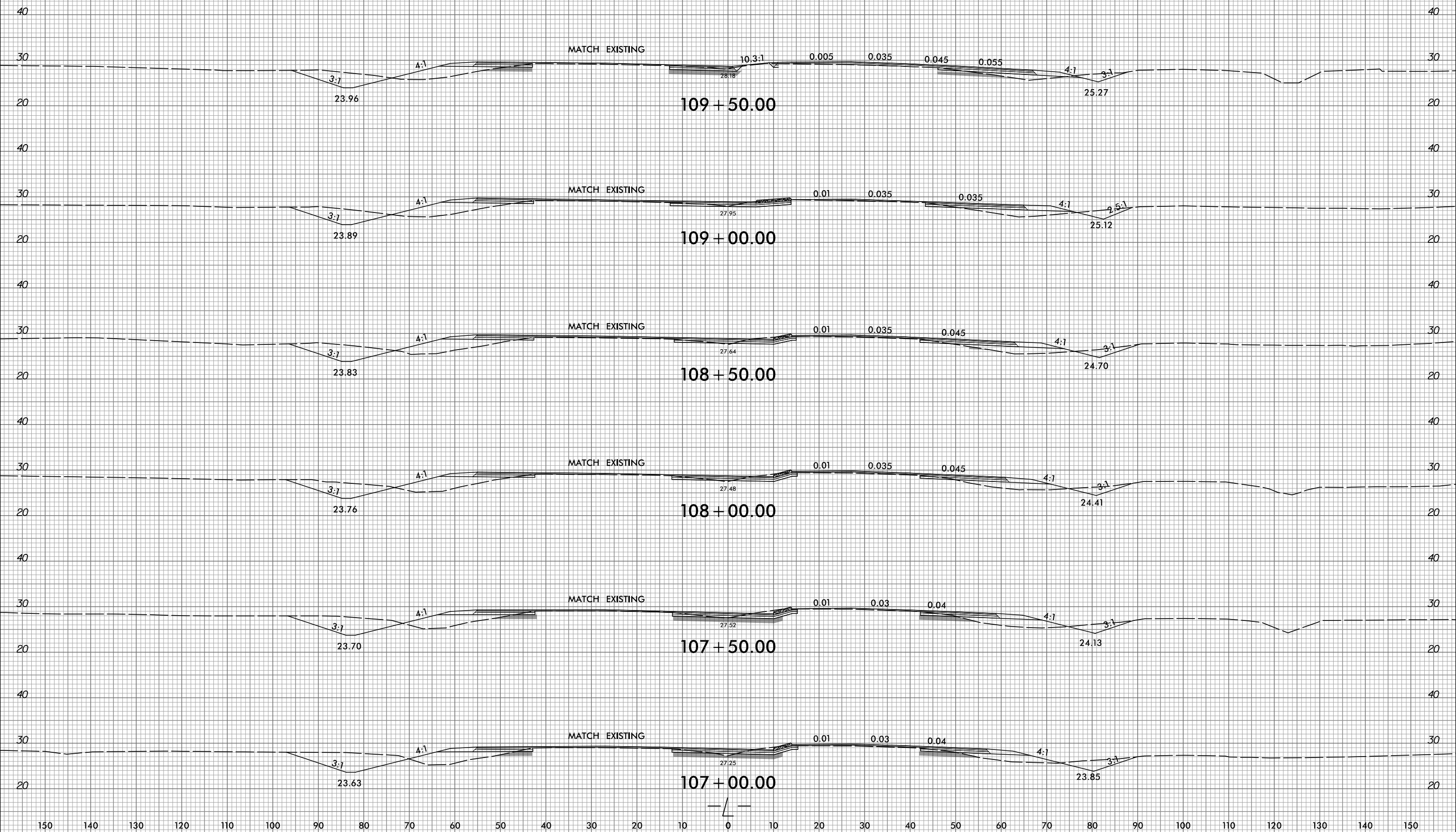
5/10/2017
R:\Roadway\Xsc\5516_rdy_xpl.dgn



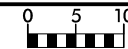
PROJ. REFERENCE NO.
R-5516

SHEET NO.
X-16

150 140 130 120 110 100 90 80 70 60 50 40 30 20 10 0 10 20 30 40 50 60 70 80 90 100 110 120 130 140 150



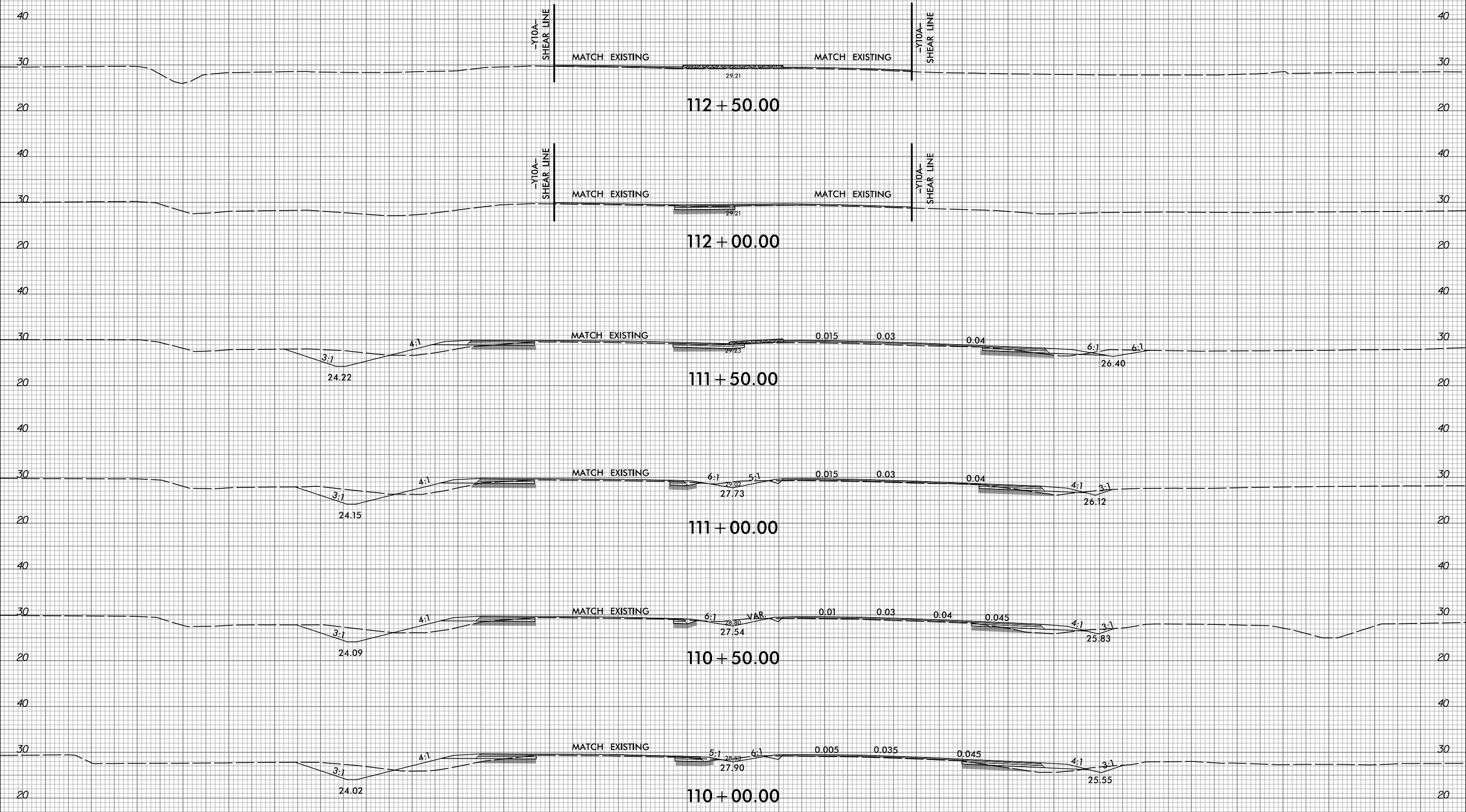
5/10/2017
R:\Roadway\Xsc\1-5516_rdy_xpl_L.dgn



PROJ. REFERENCE NO.
R-5516

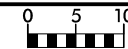
SHEET NO.
X-17

150 140 130 120 110 100 90 80 70 60 50 40 30 20 10 0 10 20 30 40 50 60 70 80 90 100 110 120 130 140 150



150 140 130 120 110 100 90 80 70 60 50 40 30 20 10 0 10 20 30 40 50 60 70 80 90 100 110 120 130 140 150

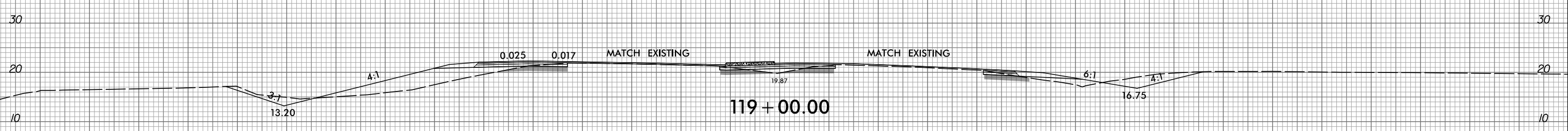
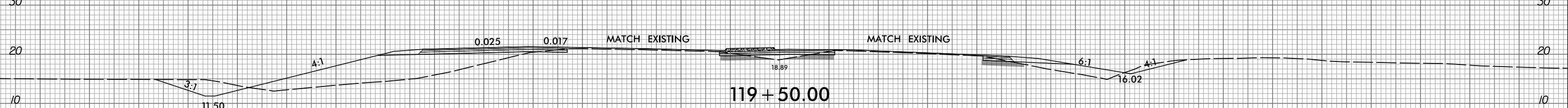
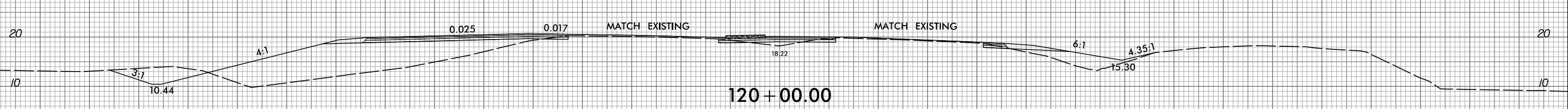
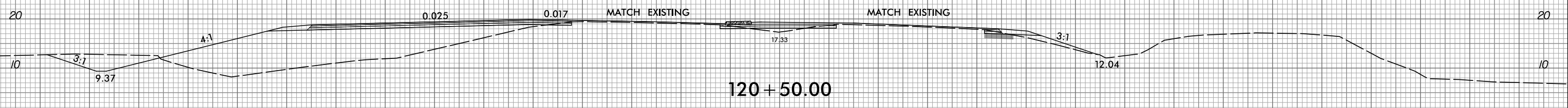
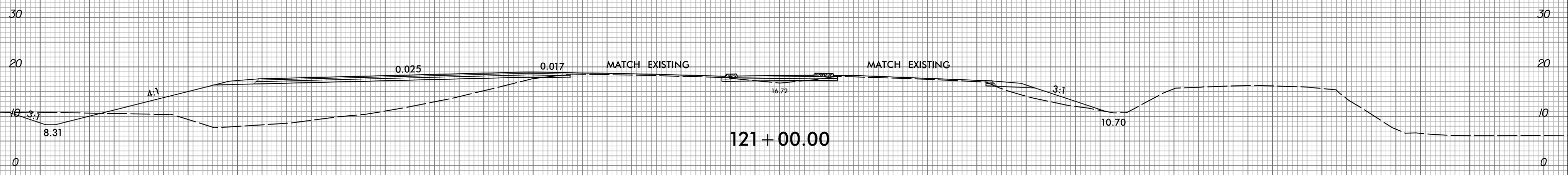
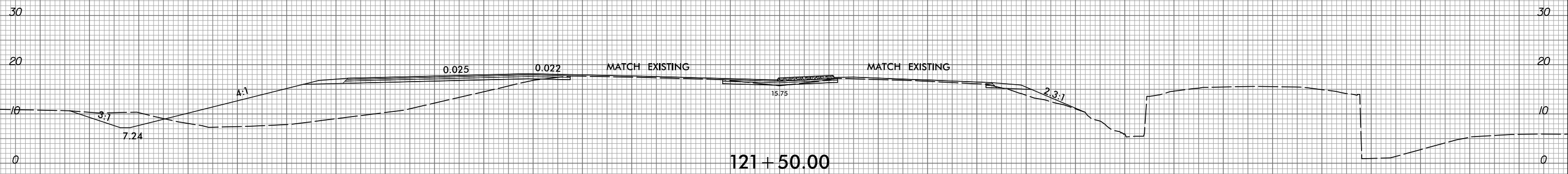
5/10/2017
R:\Roadway\Xsc\15516_rdy_xpl_L.dgn



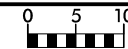
PROJ. REFERENCE NO.
R-5516

SHEET NO.
X-20

150 140 130 120 110 100 90 80 70 60 50 40 30 20 10 0 10 20 30 40 50 60 70 80 90 100 110 120 130 140 150




150 140 130 120 110 100 90 80 70 60 50 40 30 20 10 0 10 20 30 40 50 60 70 80 90 100 110 120 130 140 150



150 140 130 120 110 100 90 80 70 60 50 40 30 20 10 0 10 20 30 40 50 60 70 80 90 100 110 120 130 140 150

SEE SHEET X-10 FOR
-L- CROSS SECTIONS

 UNDERCUT

SHEAR LINE
-L-

17 + 50.00

SHEAR LINE
-L-

17 + 00.00

SHEAR LINE
-L-

16 + 50.00

SHEAR LINE
-L-

16 + 00.00

SHEAR LINE
-L-

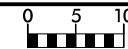
15 + 50.00

SHEAR LINE
-L-

15 + 00.00

-YEB01-

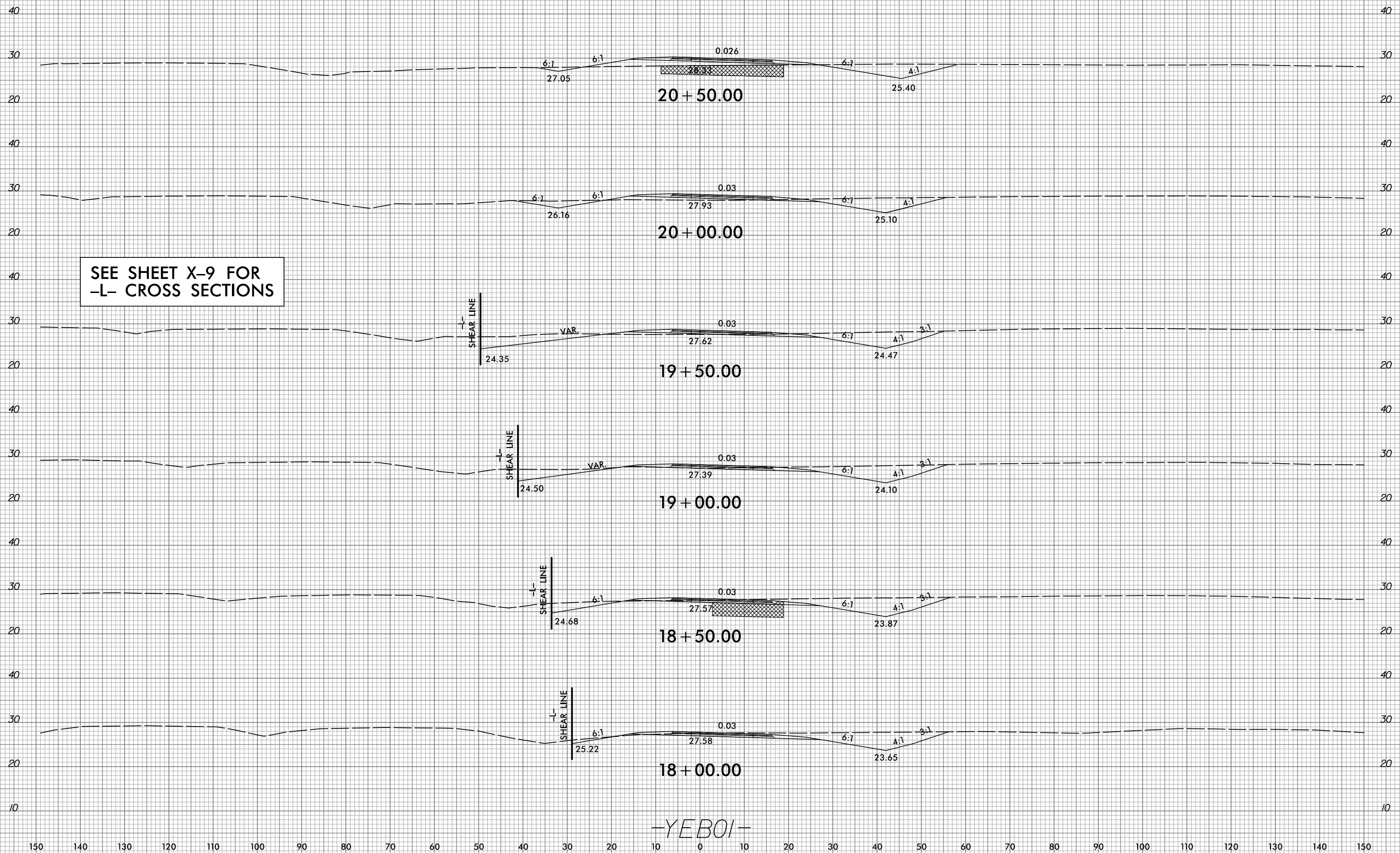
150 140 130 120 110 100 90 80 70 60 50 40 30 20 10 0 10 20 30 40 50 60 70 80 90 100 110 120 130 140 150



PROJ. REFERENCE NO.
R-5516

SHEET NO.
X-22

150 140 130 120 110 100 90 80 70 60 50 40 30 20 10 0 10 20 30 40 50 60 70 80 90 100 110 120 130 140 150



SEE SHEET X-9 FOR
-L- CROSS SECTIONS

20 + 50.00

20 + 00.00

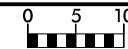
19 + 50.00

19 + 00.00

18 + 50.00

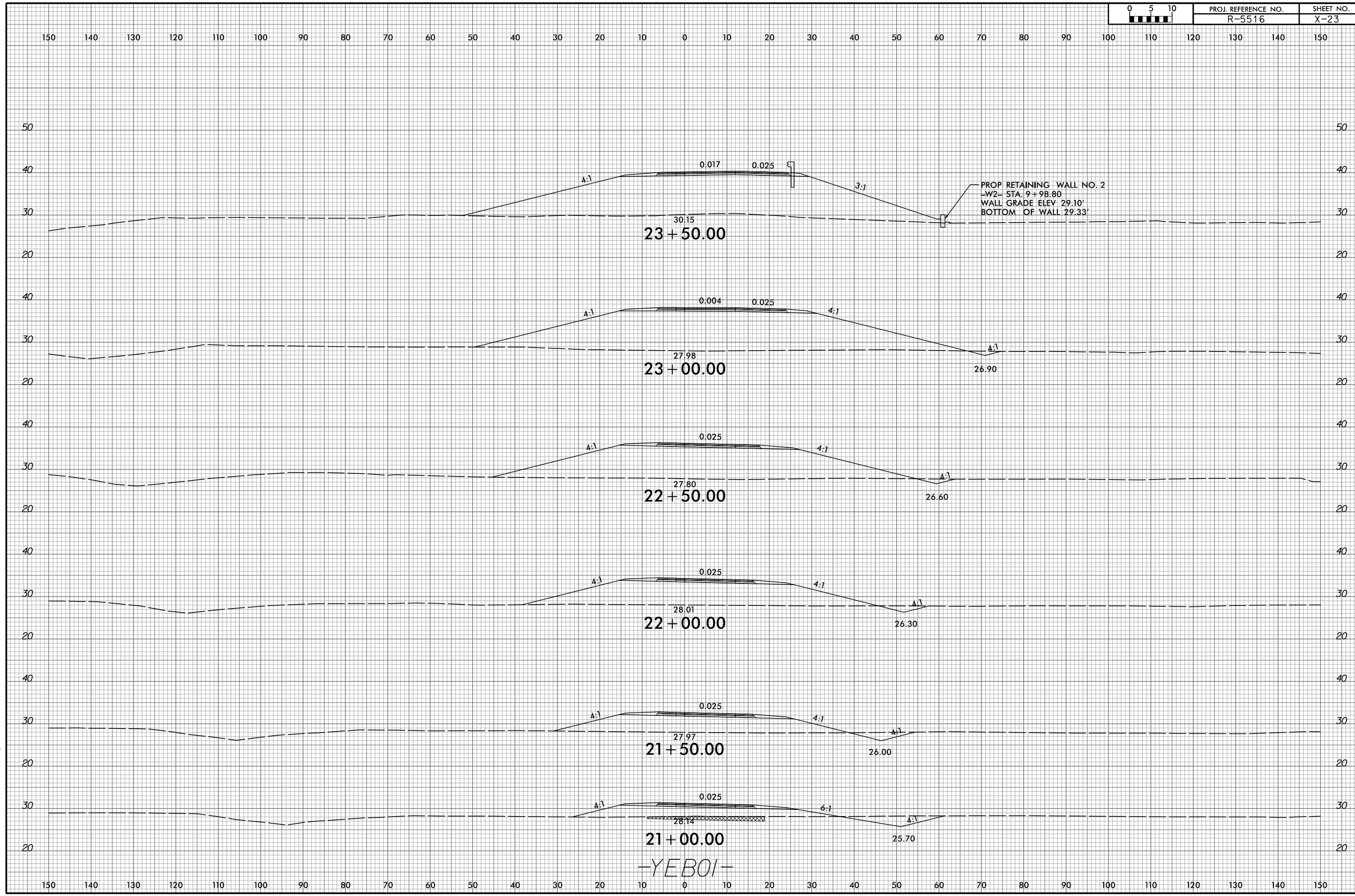
18 + 00.00

-YEB01-



PROJ. REFERENCE NO.
R-5516

SHEET NO.
X-23



30.15
23 + 50.00

PROP RETAINING WALL NO. 2
-W2- STA. 9 + 98.80
WALL GRADE ELEV 29.10'
BOTTOM OF WALL 29.33'

27.98
23 + 00.00

27.80
22 + 50.00

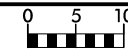
28.01
22 + 00.00

27.97
21 + 50.00

28.14
21 + 00.00

-YEB01-

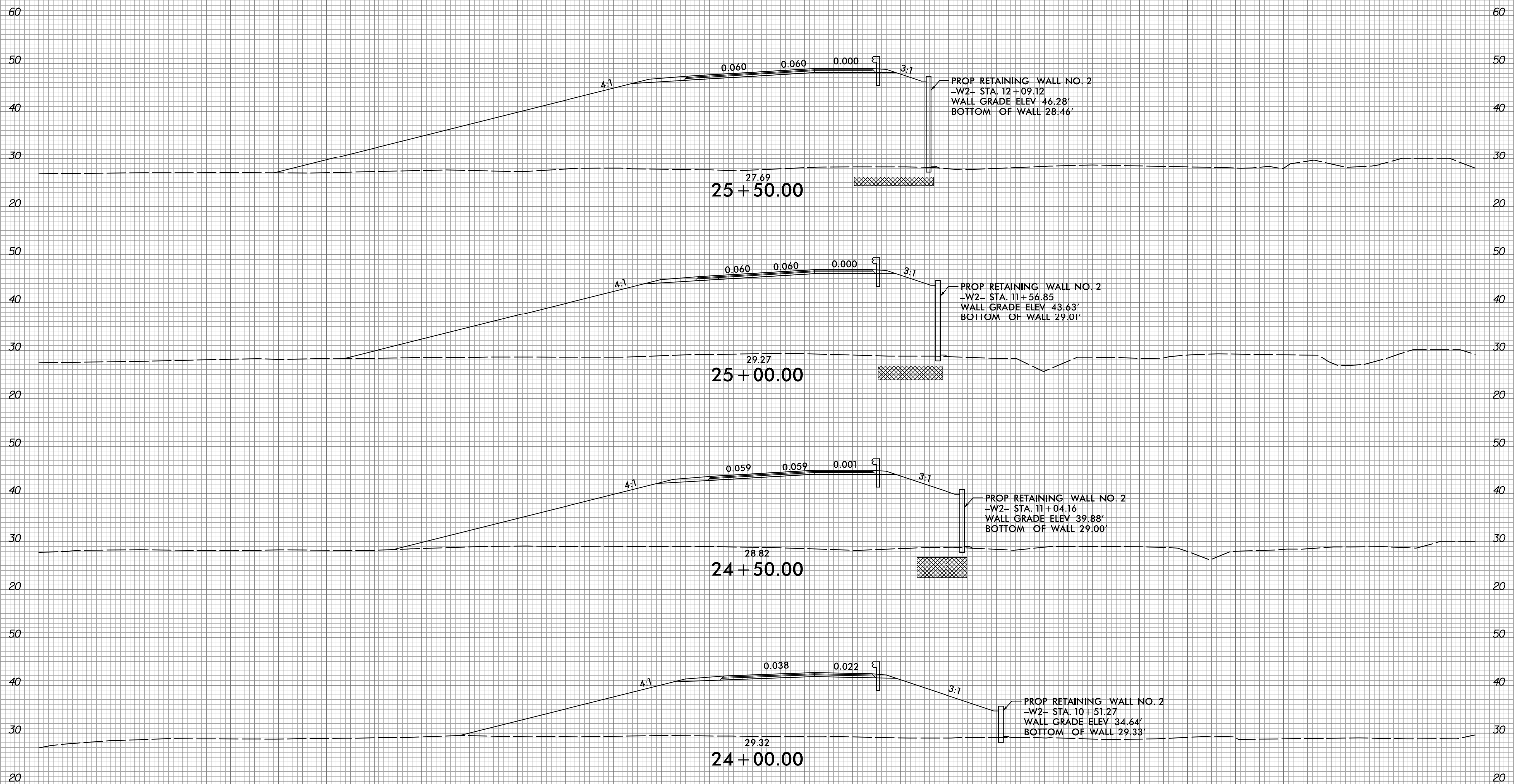
5/10/2017
R:\Roadway\Xsc\5516_r.dwg_xpl\YEB01.dgn



PROJ. REFERENCE NO.
R-5516

SHEET NO.
X-24

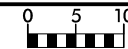
150 140 130 120 110 100 90 80 70 60 50 40 30 20 10 0 10 20 30 40 50 60 70 80 90 100 110 120 130 140 150



-YEB01-

5/10/2017
R:\Roadway\Xsc\5516_r.dwg_xpl\YEB01.dgn

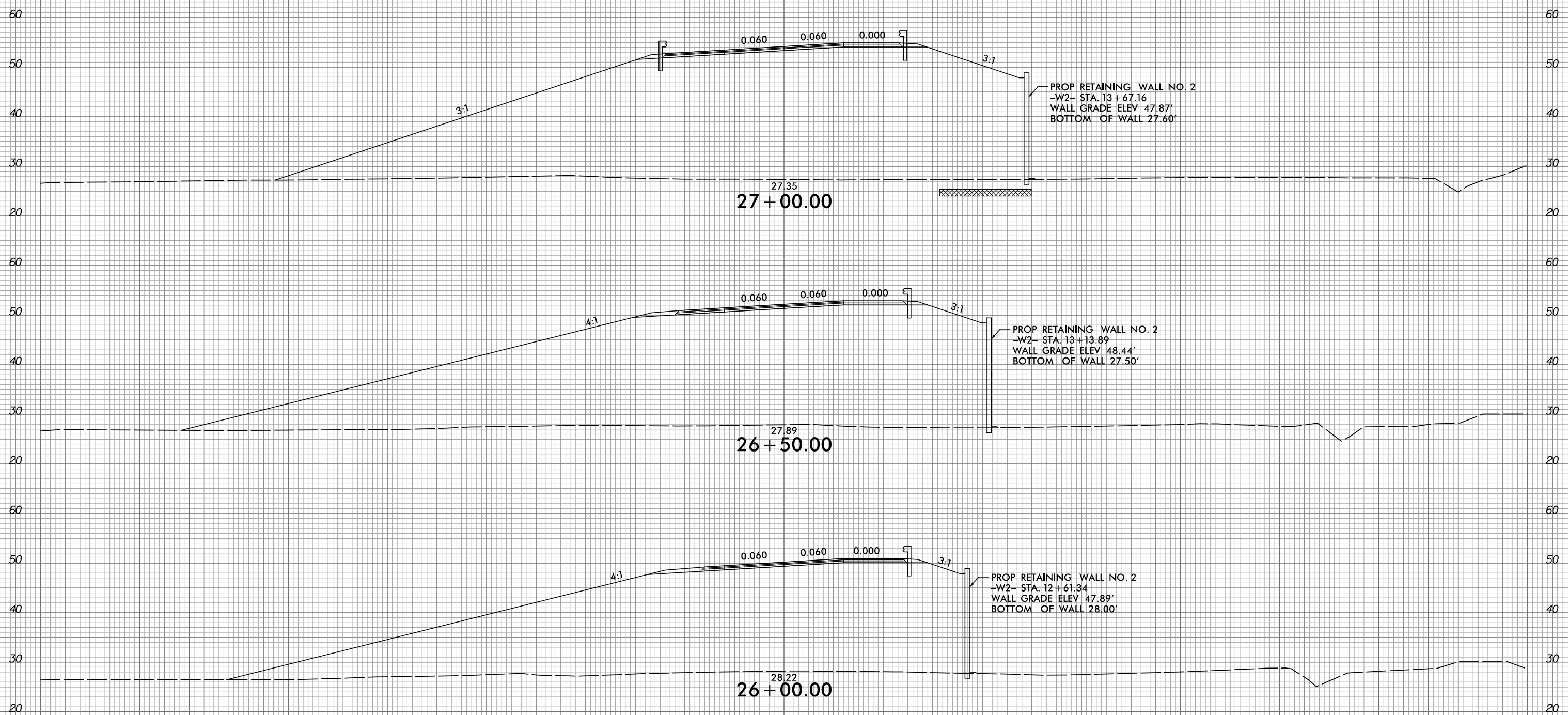
150 140 130 120 110 100 90 80 70 60 50 40 30 20 10 0 10 20 30 40 50 60 70 80 90 100 110 120 130 140 150



PROJ. REFERENCE NO.
R-5516

SHEET NO.
X-25

150 140 130 120 110 100 90 80 70 60 50 40 30 20 10 0 10 20 30 40 50 60 70 80 90 100 110 120 130 140 150



PROP RETAINING WALL NO. 2
-W2- STA. 13+67.16
WALL GRADE ELEV 47.87'
BOTTOM OF WALL 27.60'

PROP RETAINING WALL NO. 2
-W2- STA. 13+13.89
WALL GRADE ELEV 48.44'
BOTTOM OF WALL 27.50'

PROP RETAINING WALL NO. 2
-W2- STA. 12+61.34
WALL GRADE ELEV 47.89'
BOTTOM OF WALL 28.00'

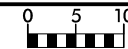
27.35
27+00.00

27.89
26+50.00

28.22
26+00.00

-YEB01-

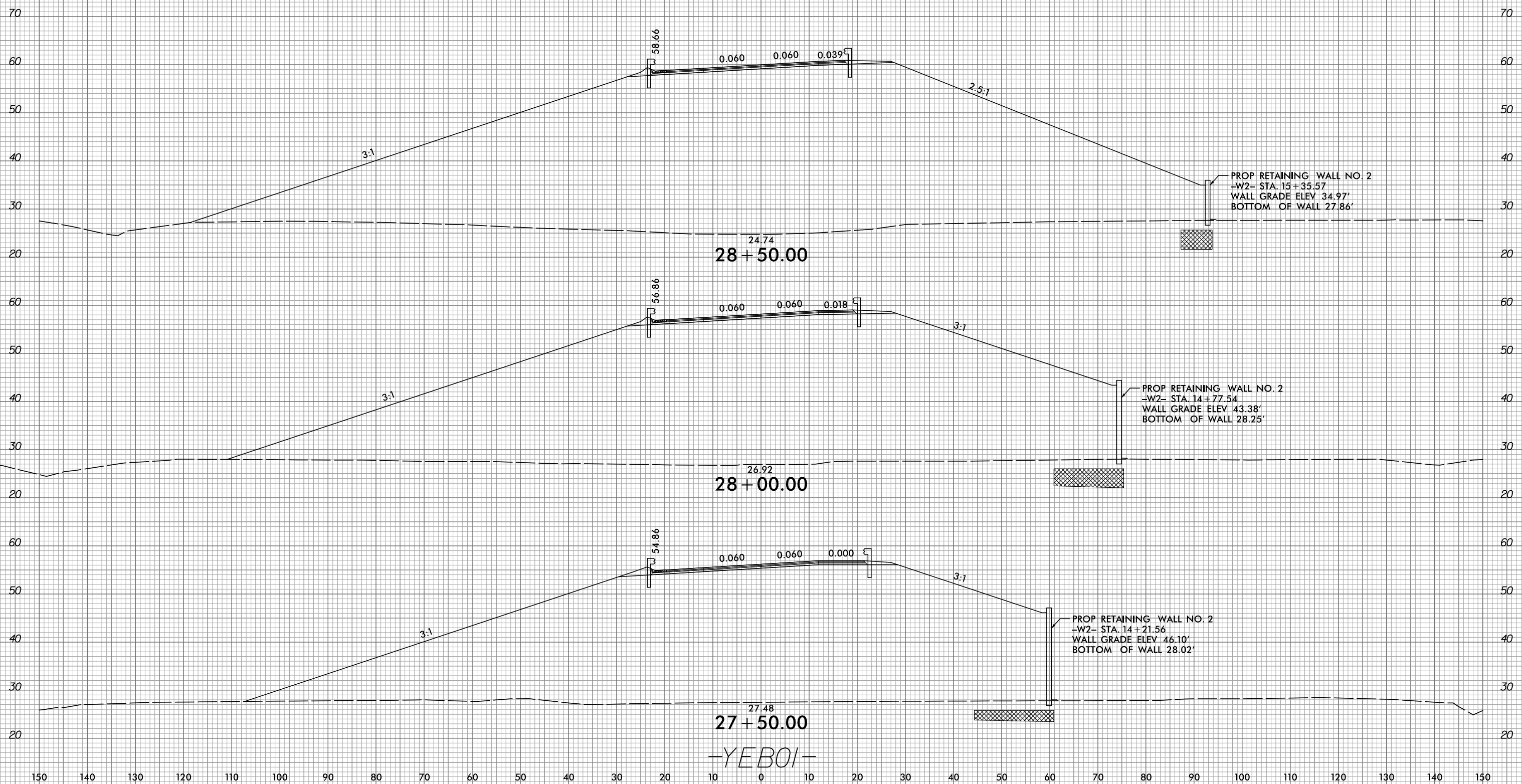
5/10/2017
R:\Roadway\Xsc\1-5516_r.dwg_xpl_YEB01.dgn



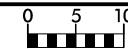
PROJ. REFERENCE NO.
R-5516

SHEET NO.
X-26

150 140 130 120 110 100 90 80 70 60 50 40 30 20 10 0 10 20 30 40 50 60 70 80 90 100 110 120 130 140 150



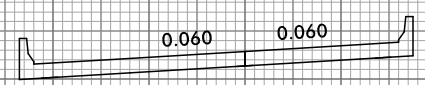
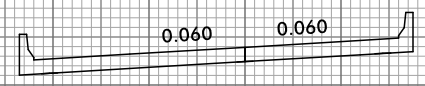
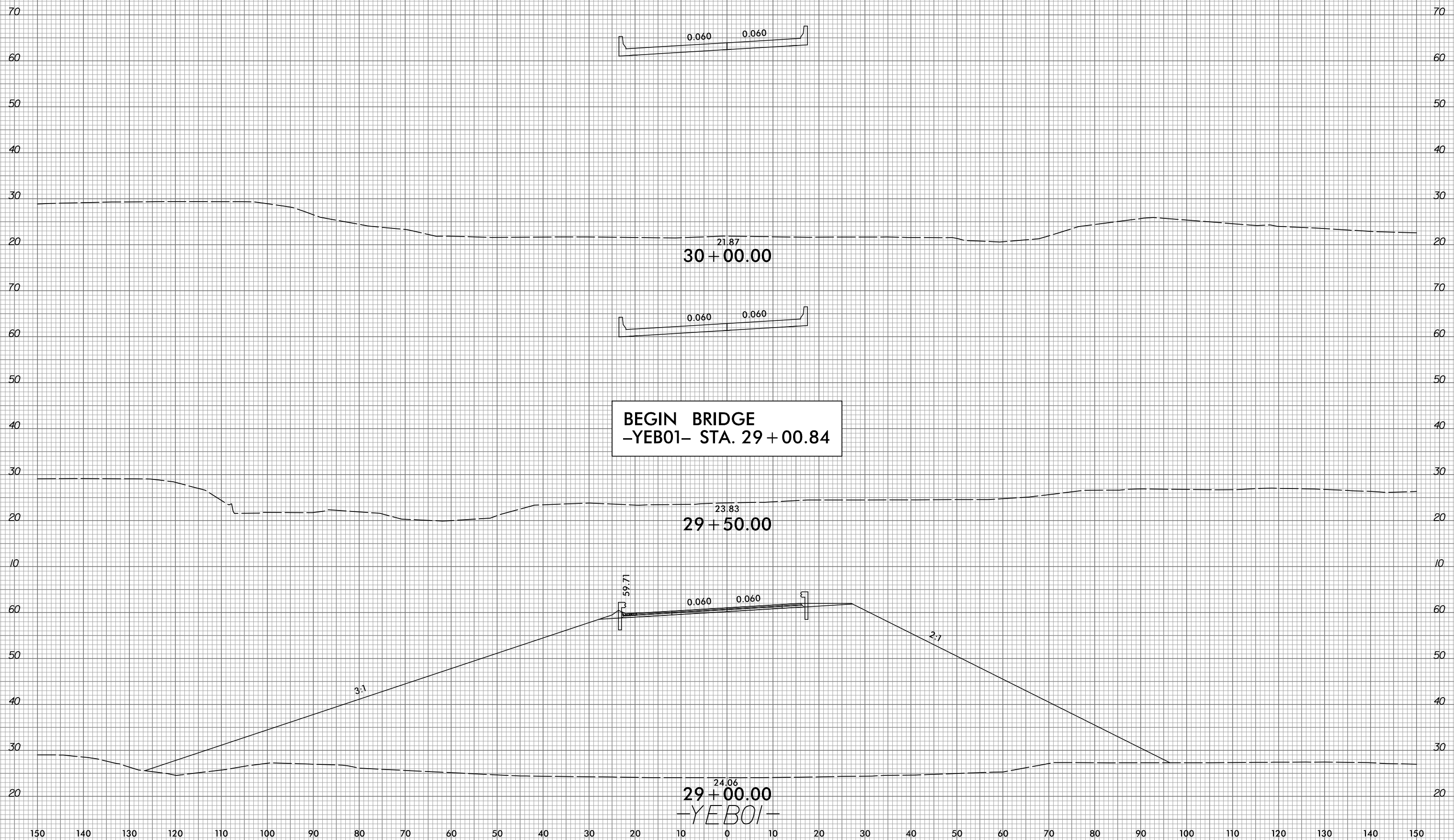
-YEB01-



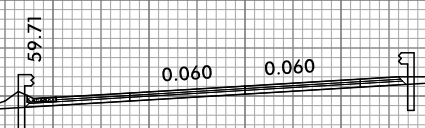
PROJ. REFERENCE NO.
R-5516

SHEET NO.
X-27

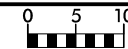
150 140 130 120 110 100 90 80 70 60 50 40 30 20 10 0 10 20 30 40 50 60 70 80 90 100 110 120 130 140 150



BEGIN BRIDGE
-YEB01- STA. 29+00.84

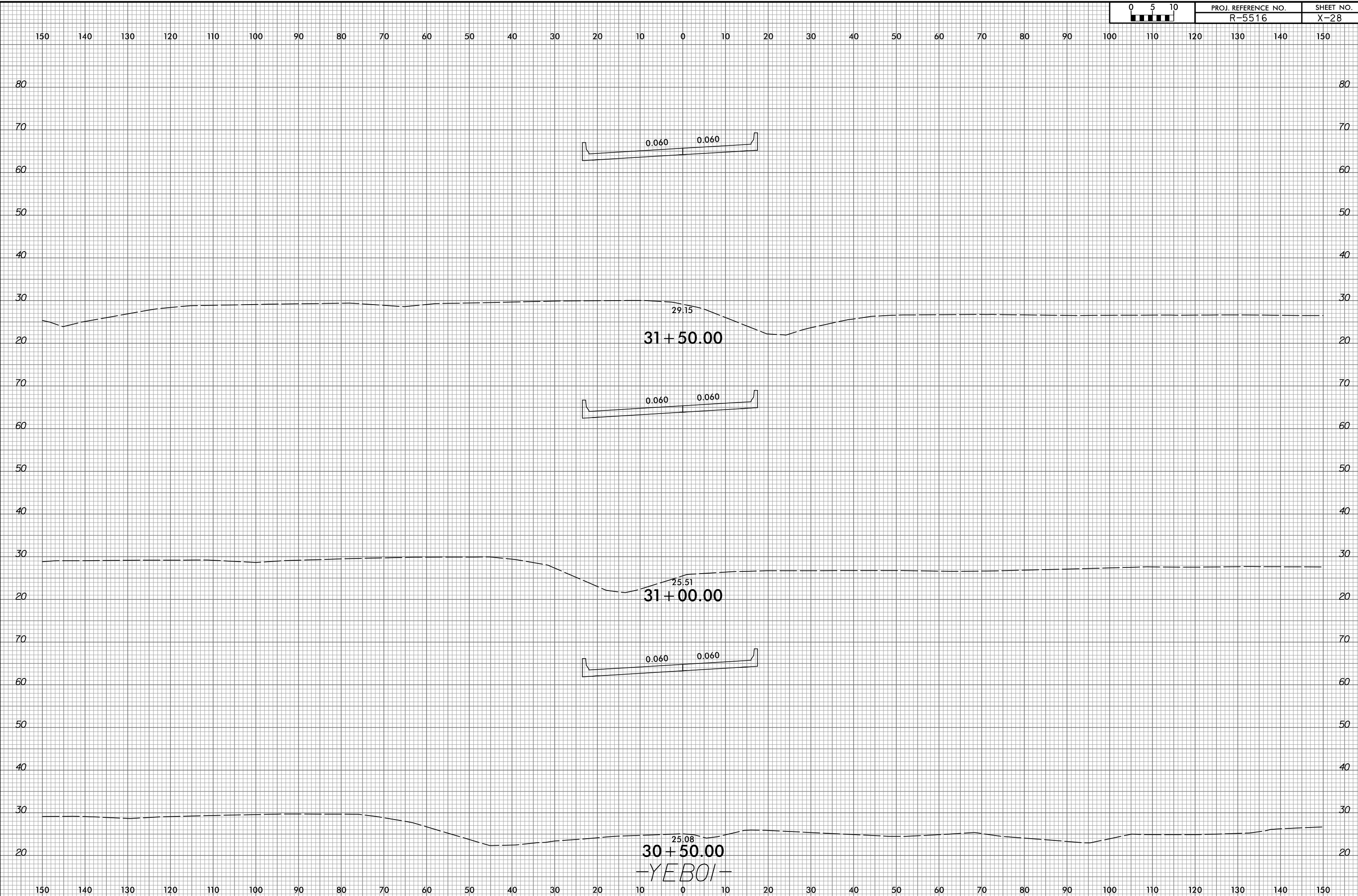


5/10/2017
R:\Roadway\Xsc\5516_r.djv\p1_YEB01.dgn

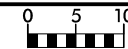


PROJ. REFERENCE NO.
R-5516

SHEET NO.
X-28



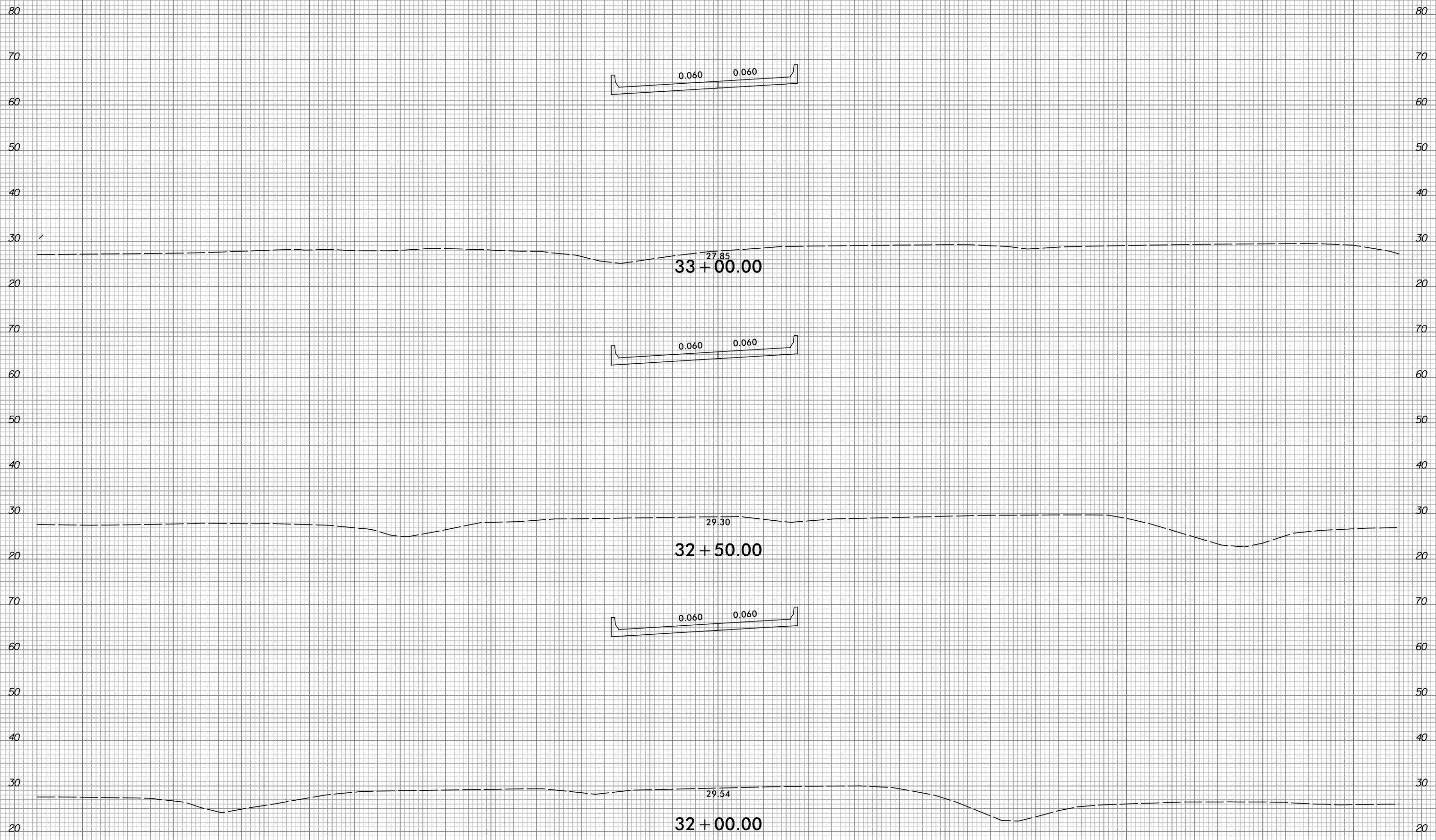
5/10/2017
R:\Roadway\Xsc\5516_r.dwg_xpl\YEBOI.dgn



PROJ. REFERENCE NO.
R-5516

SHEET NO.
X-29

150 140 130 120 110 100 90 80 70 60 50 40 30 20 10 0 10 20 30 40 50 60 70 80 90 100 110 120 130 140 150



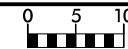
27.85
33+00.00

29.30
32+50.00

29.54
32+00.00

-YEB01-

5/10/2017
R:\Roadway\Xsc\5516_r.dwg_xpl_YEB01.dgn

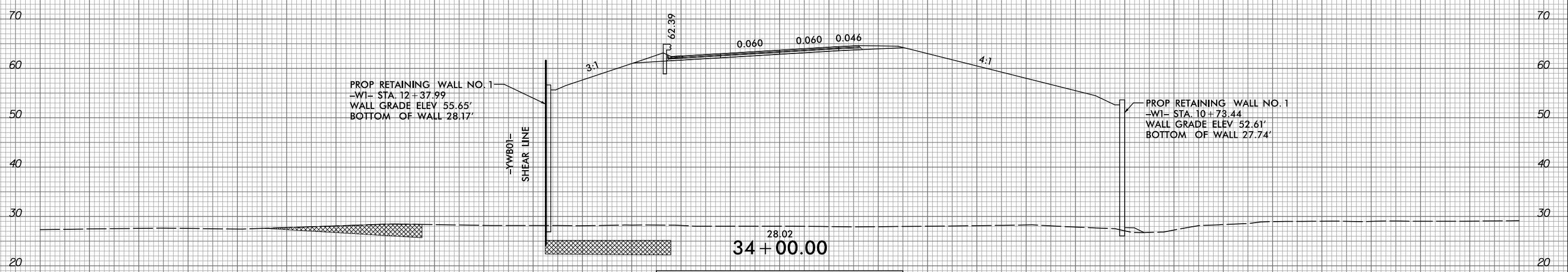
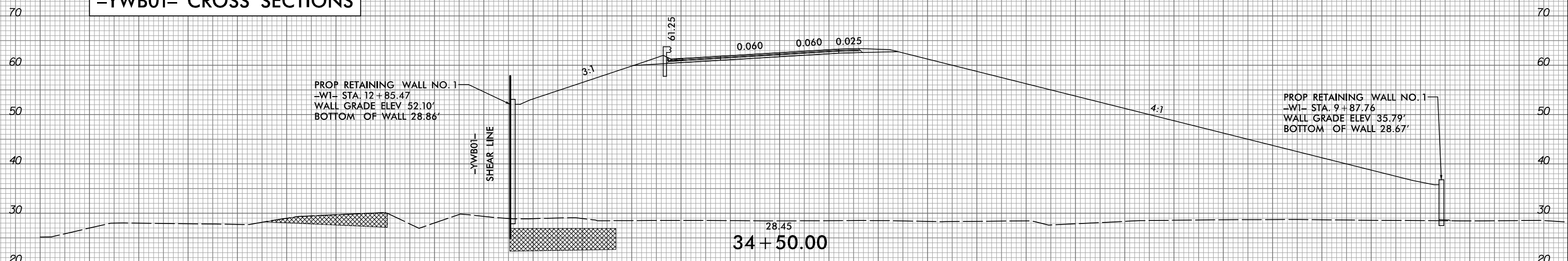


PROJ. REFERENCE NO.
R-5516

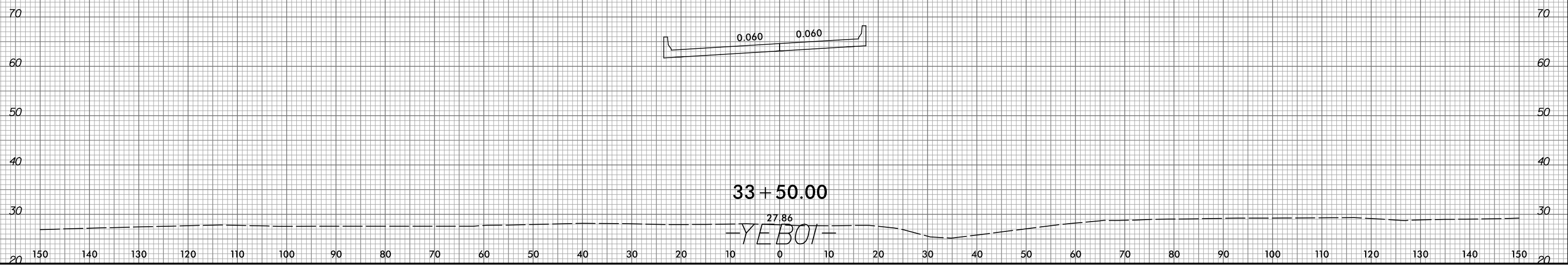
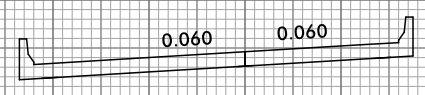
SHEET NO.
X-30

150 140 130 120 110 100 90 80 70 60 50 40 30 20 10 0 10 20 30 40 50 60 70 80 90 100 110 120 130 140 150

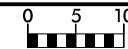
SEE SHEET X-39 FOR
-YWB01- CROSS SECTIONS



END BRIDGE
-YEB01- STA. 33 + 65.84

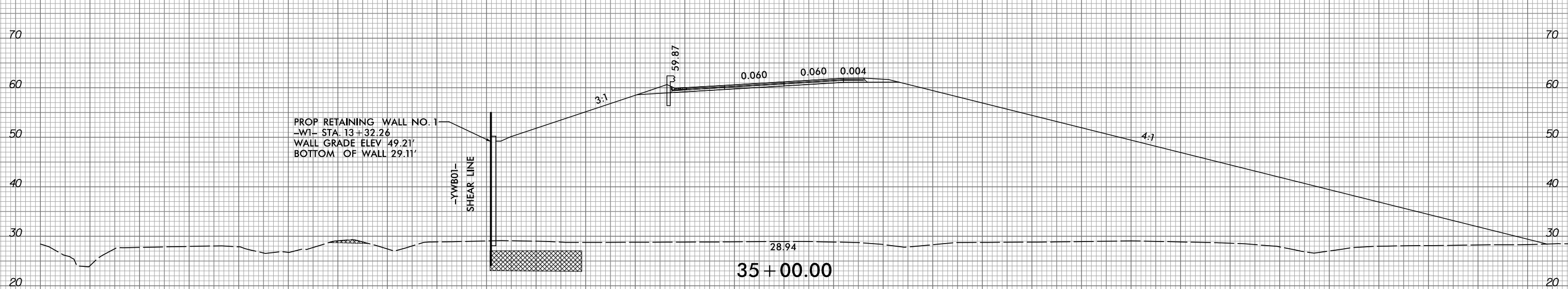
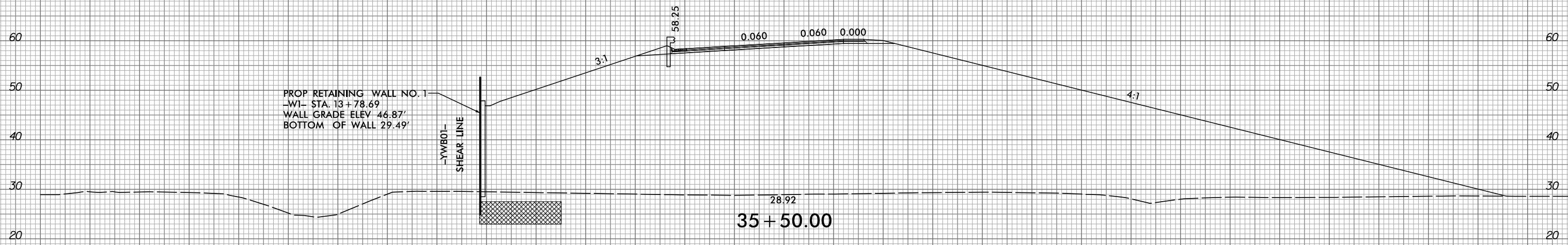
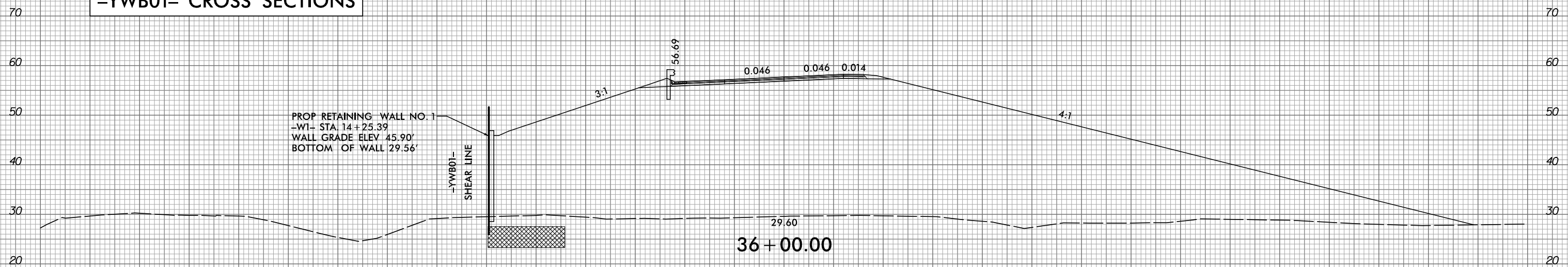


5/10/2017
R:\Roadway\Xsc\5516_r.dwg_xpl\YEB01.dgn



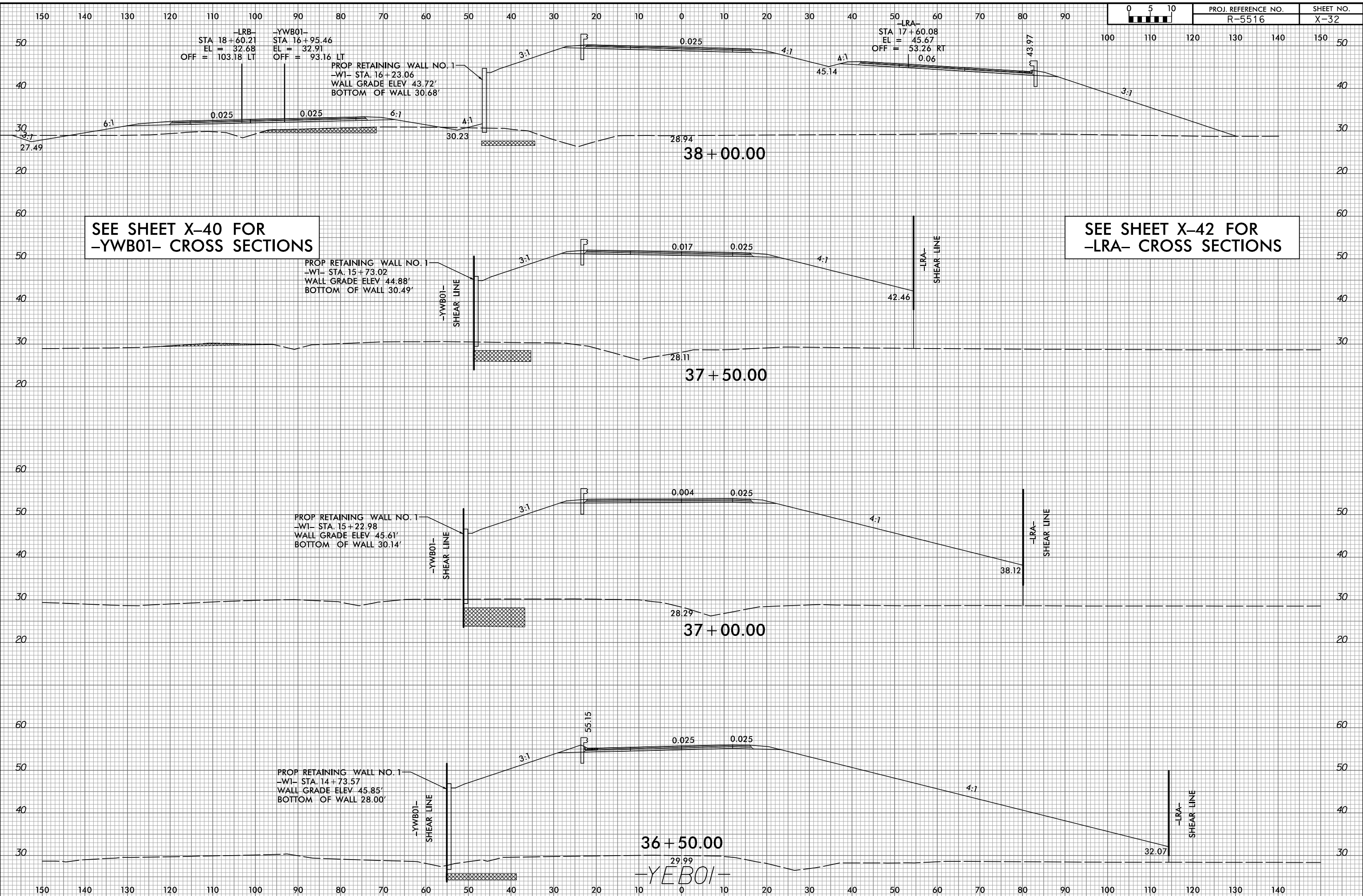
150 140 130 120 110 100 90 80 70 60 50 40 30 20 10 0 10 20 30 40 50 60 70 80 90 100 110 120 130 140 150

SEE SHEET X-40 FOR
-YWB01- CROSS SECTIONS



-YEB01-

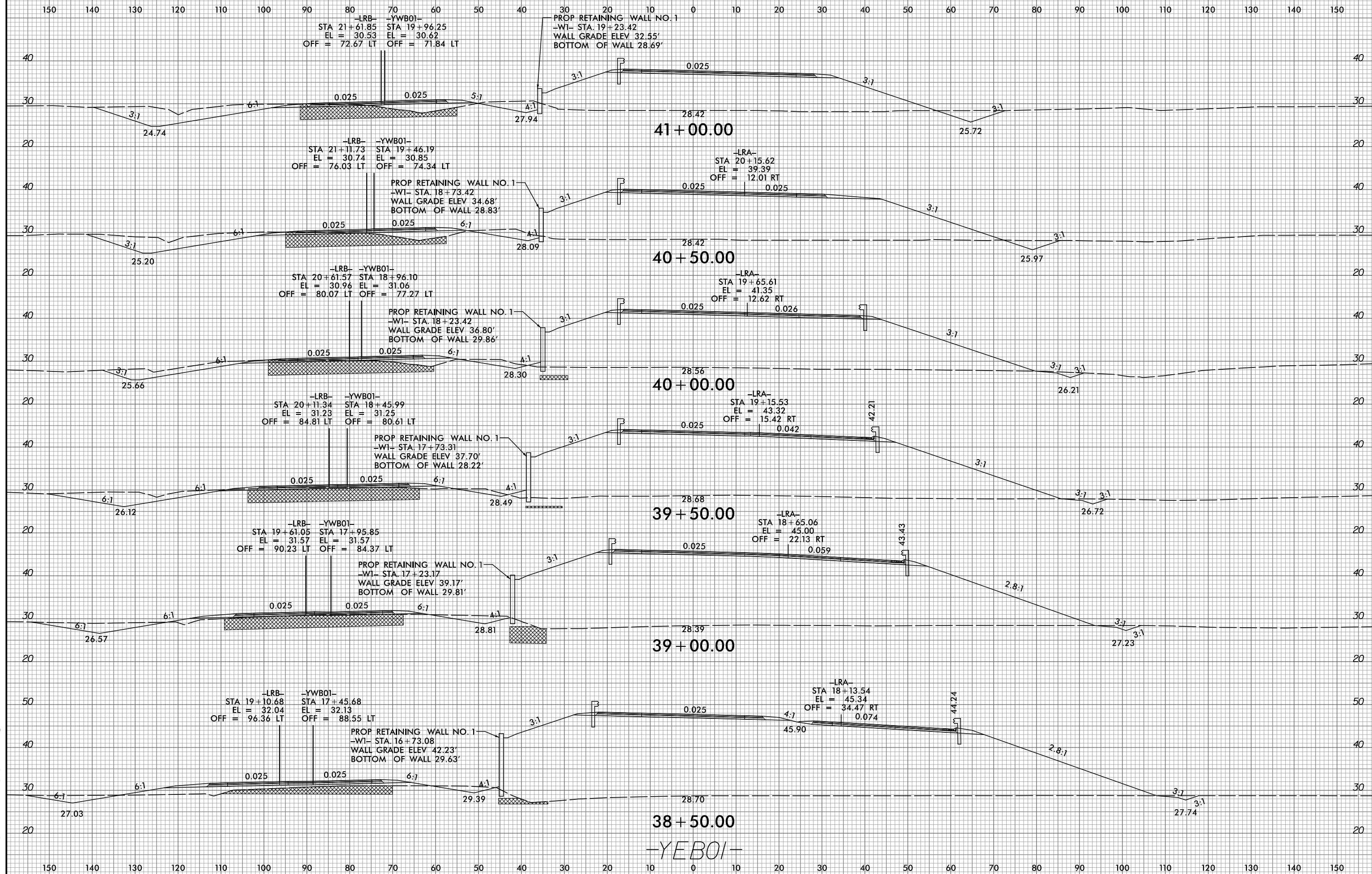
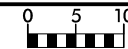
150 140 130 120 110 100 90 80 70 60 50 40 30 20 10 0 10 20 30 40 50 60 70 80 90 100 110 120 130 140 150



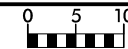
SEE SHEET X-40 FOR
-YWB01- CROSS SECTIONS

SEE SHEET X-42 FOR
-LRA- CROSS SECTIONS

-YEB01-




5/10/2017
R:\Roadway\Xsc\5516_r.dwg_xpl\YEB01.dgn



PROJ. REFERENCE NO.
R-5516

SHEET NO.
X-34

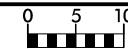
150 140 130 120 110 100 90 80 70 60 50 40 30 20 10 0 10 20 30 40 50 60 70 80 90 100 110 120 130 140 150



-YEB01-

150 140 130 120 110 100 90 80 70 60 50 40 30 20 10 0 10 20 30 40 50 60 70 80 90 100 110 120 130 140 150


5/10/2017
R:\Roadway\Xsc\5516_r.dwg_xpl\YEB01.dgn



PROJ. REFERENCE NO.
R-5516

SHEET NO.
X-35

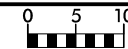
150 140 130 120 110 100 90 80 70 60 50 40 30 20 10 0 10 20 30 40 50 60 70 80 90 100 110 120 130 140 150



-YEB01-

5/10/2017
R:\Roadway\Xsc\R-5516_r.dwg_xpl_YEB01.dgn

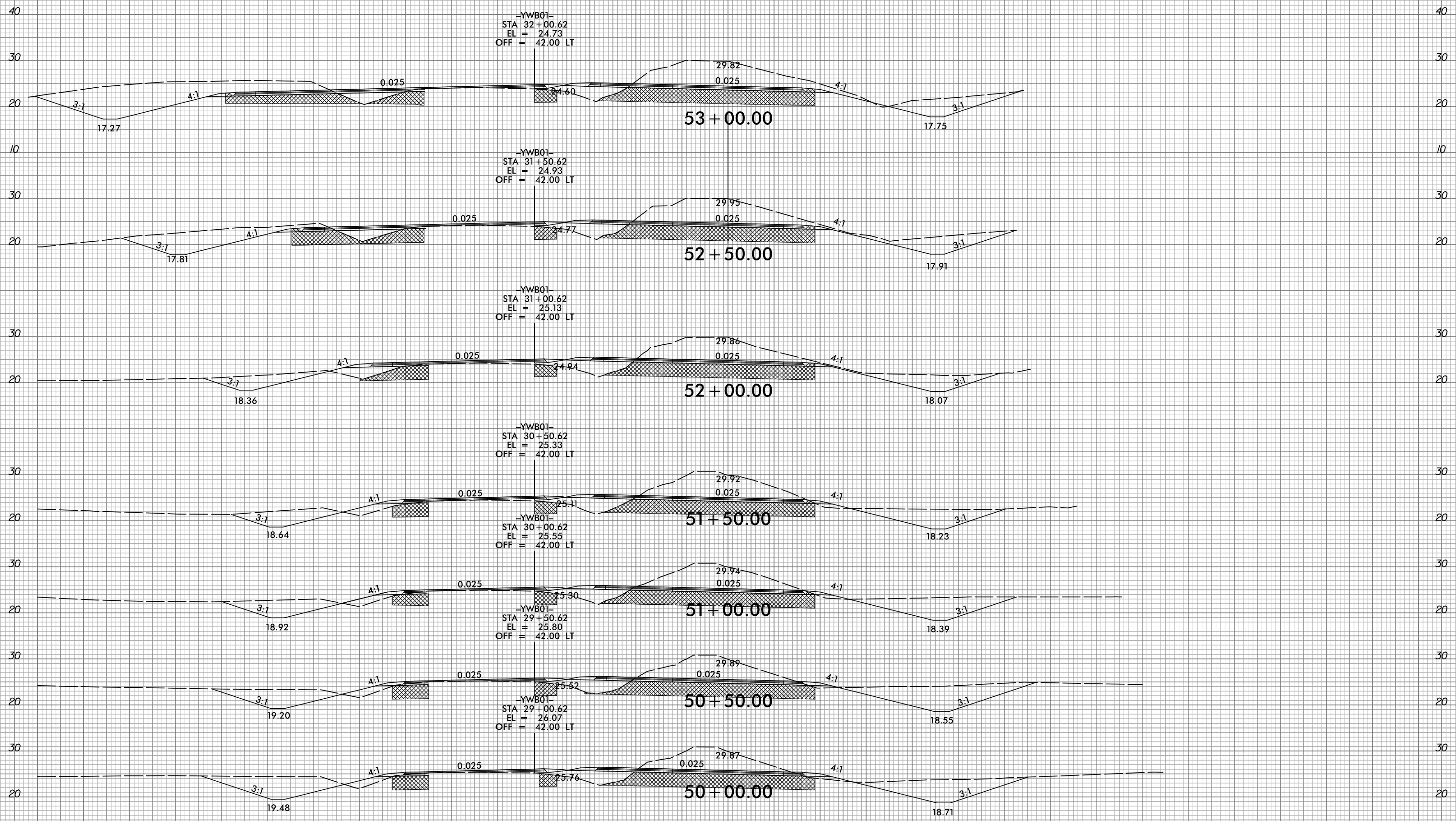
150 140 130 120 110 100 90 80 70 60 50 40 30 20 10 0 10 20 30 40 50 60 70 80 90 100 110 120 130 140 150



PROJ. REFERENCE NO.
R-5516

SHEET NO.
X-36

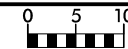
150 140 130 120 110 100 90 80 70 60 50 40 30 20 10 0 10 20 30 40 50 60 70 80 90 100 110 120 130 140 150



-YEB01-

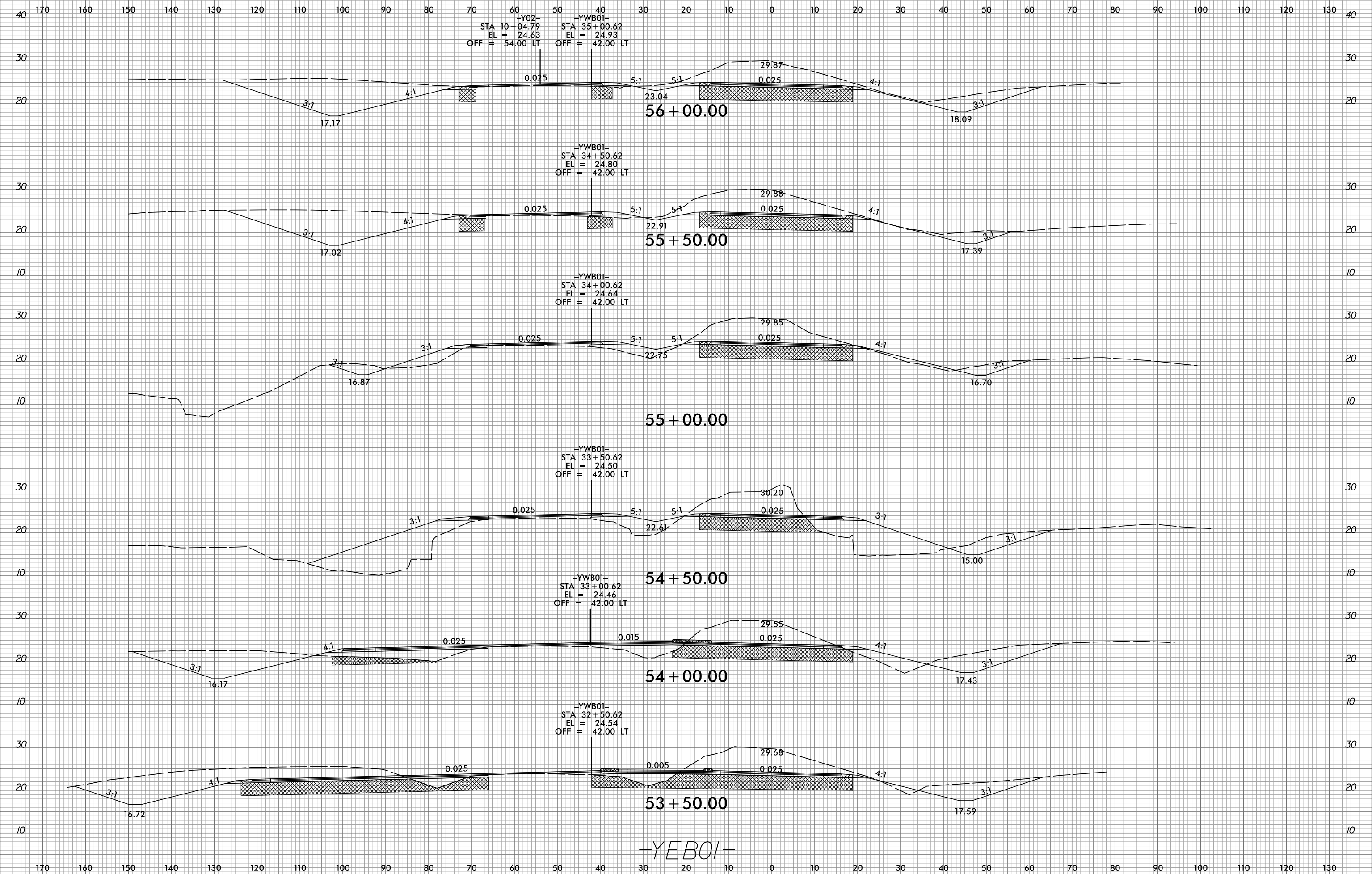
150 140 130 120 110 100 90 80 70 60 50 40 30 20 10 0 10 20 30 40 50 60 70 80 90 100 110 120 130 140 150

5/10/2017
R:\Roadway\Xsc\5516_r.dwg_xpl_YEB01.dgn

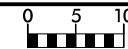


PROJ. REFERENCE NO.
R-5516

SHEET NO.
X-37




5/10/2017
R:\Roadway\Xsc\5516_r.dwg_xpl\YEB01.dgn

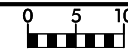


PROJ. REFERENCE NO.
R-5516

SHEET NO.
X-38



5/10/2017
R:\Roadway\Xsc\5516_r.dwg_xpl\YEB01.dgn



PROJ. REFERENCE NO.
R-5516

SHEET NO.
X-39

150 140 130 120 110 100 90 80 70 60 50 40 30 20 10 0 10 20 30 40 50 60 70 80 90 100 110 120 130 140 150

SEE SHEET X-30 FOR
-YEB01- CROSS SECTIONS

-LRB-
STA 15+38.35
EL = 32.45
OFF = 32.06 LT

-YEB01-
SHEAR LINE
STA. 34+50.00

13+70.00

-LRB-
STA 14+97.12
EL = 31.93
OFF = 39.33 LT

-YEB01-
SHEAR LINE
STA. 34+00.00

13+26.45

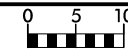
13+00.00

12+50.00

12+00.00

-YWBOI-

5/10/2017
R:\Roadway\Xsc\5516_r.dwg_xpl\YWBOI.dgn



PROJ. REFERENCE NO.
R-5516

SHEET NO.
X-40

150 140 130 120 110 100 90 80 70 60 50 40 30 20 10 0 10 20 30 40 50 60 70 80 90 100 110 120 130 140 150

-LRB-
STA 18+09.65
EL = 33.48
OFF = 12.52 LT

-YEB01-
SHEAR LINE
STA. 37+50.00

SEE SHEET X-32 FOR
-YEB01- CROSS SECTIONS

-LRB-
STA 17+59.02
EL = 34.14
OFF = 15.31 LT

-YEB01-
SHEAR LINE
STA. 37+00.00

-LRB-
STA 17+10.10
EL = 34.30
OFF = 18.23 LT

-YEB01-
SHEAR LINE
STA. 36+50.00

-LRB-
STA 16+64.15
EL = 34.01
OFF = 21.17 LT

-YEB01-
SHEAR LINE
STA. 36+00.00

SEE SHEET X-31 FOR
-YEB01- CROSS SECTIONS

-LRB-
STA 16+21.38
EL = 33.49
OFF = 24.08 LT

-YEB01-
SHEAR LINE
STA. 35+50.00

-LRB-
STA 15+79.74
EL = 32.97
OFF = 27.40 LT

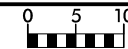
-YEB01-
SHEAR LINE
STA. 35+00.00

14+13.14

-YWB01-

150 140 130 120 110 100 90 80 70 60 50 40 30 20 10 0 10 20 30 40 50 60 70 80 90 100 110 120 130 140 150

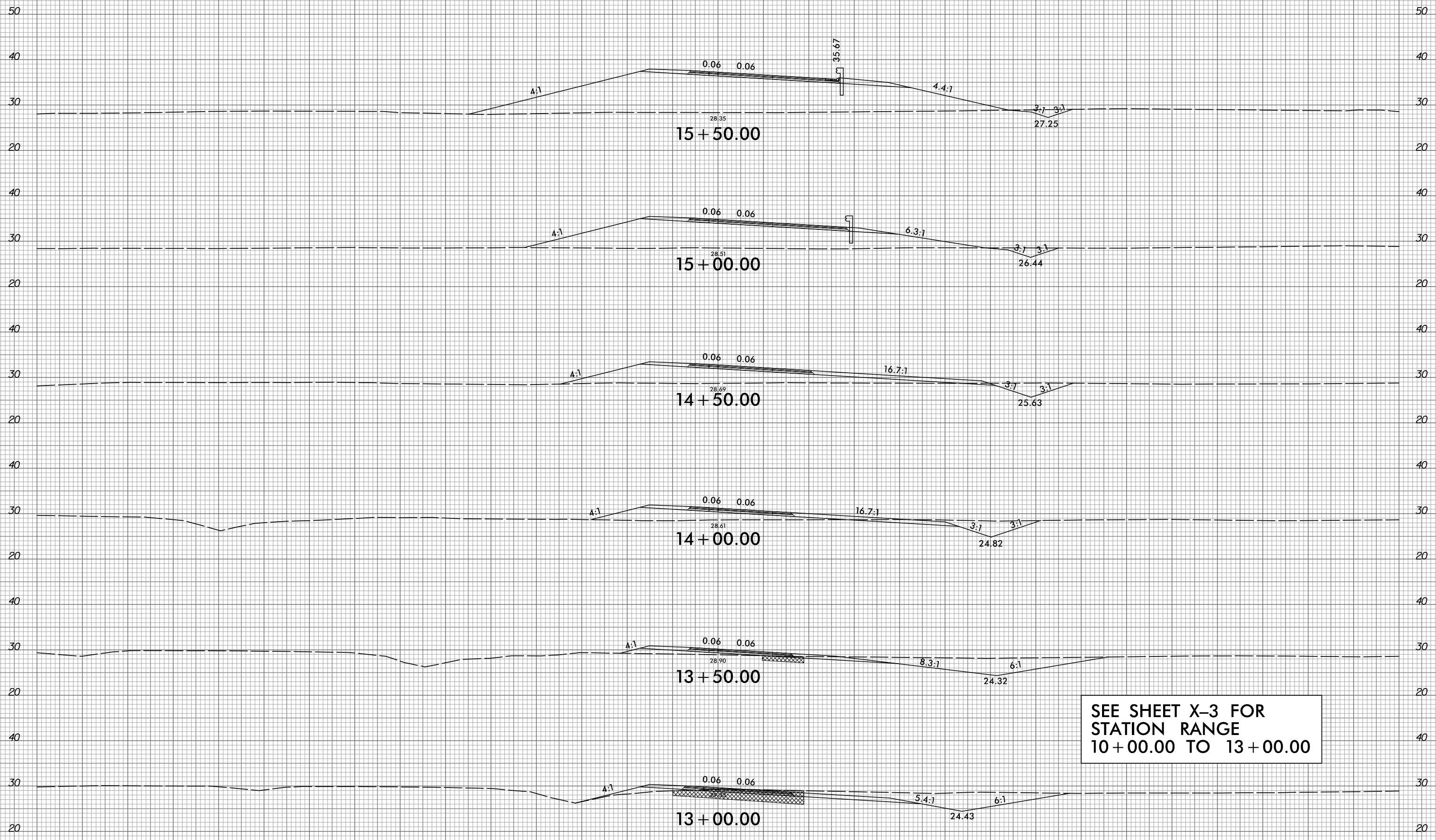
5/10/2017
R:\Roadway\Xsc\5516_r.dwg_xpl\YWB01.dgn



PROJ. REFERENCE NO.
R-5516

SHEET NO.
X-41

150 140 130 120 110 100 90 80 70 60 50 40 30 20 10 0 10 20 30 40 50 60 70 80 90 100 110 120 130 140 150

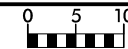


SEE SHEET X-3 FOR
STATION RANGE
10+00.00 TO 13+00.00

13+00.00
-LRA-

5/10/2017
R:\Roadway\Xsc\5516_rdy_xpl_LRA.dgn

150 140 130 120 110 100 90 80 70 60 50 40 30 20 10 0 10 20 30 40 50 60 70 80 90 100 110 120 130 140 150



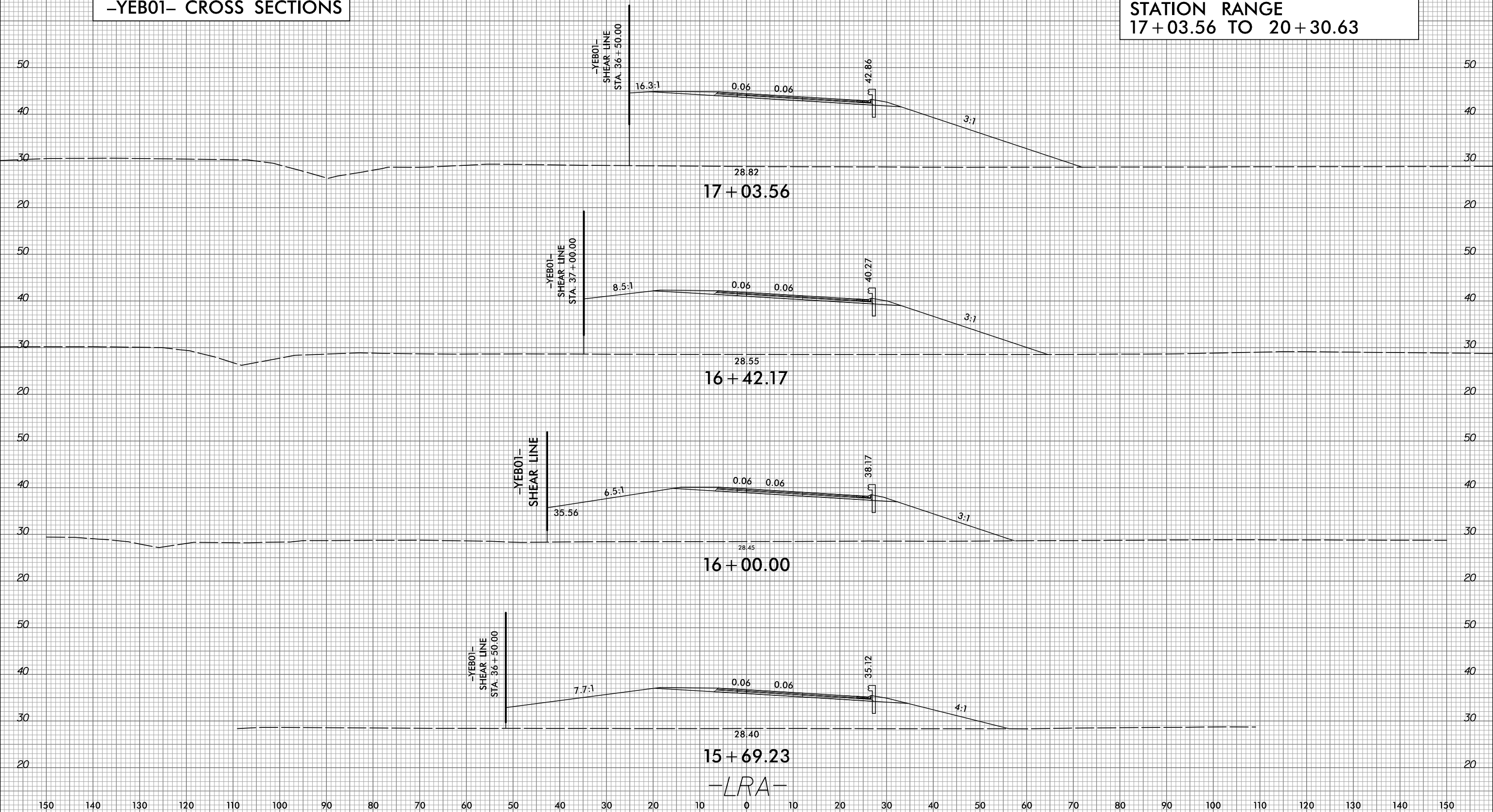
PROJ. REFERENCE NO.
R-5516

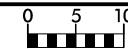
SHEET NO.
X-42

150 140 130 120 110 100 90 80 70 60 50 40 30 20 10 0 10 20 30 40 50 60 70 80 90 100 110 120 130 140 150

SEE SHEET X-32 FOR
-YEB01- CROSS SECTIONS

SEE SHEETS X-32 & X-33 FOR
STATION RANGE
17+03.56 TO 20+30.63





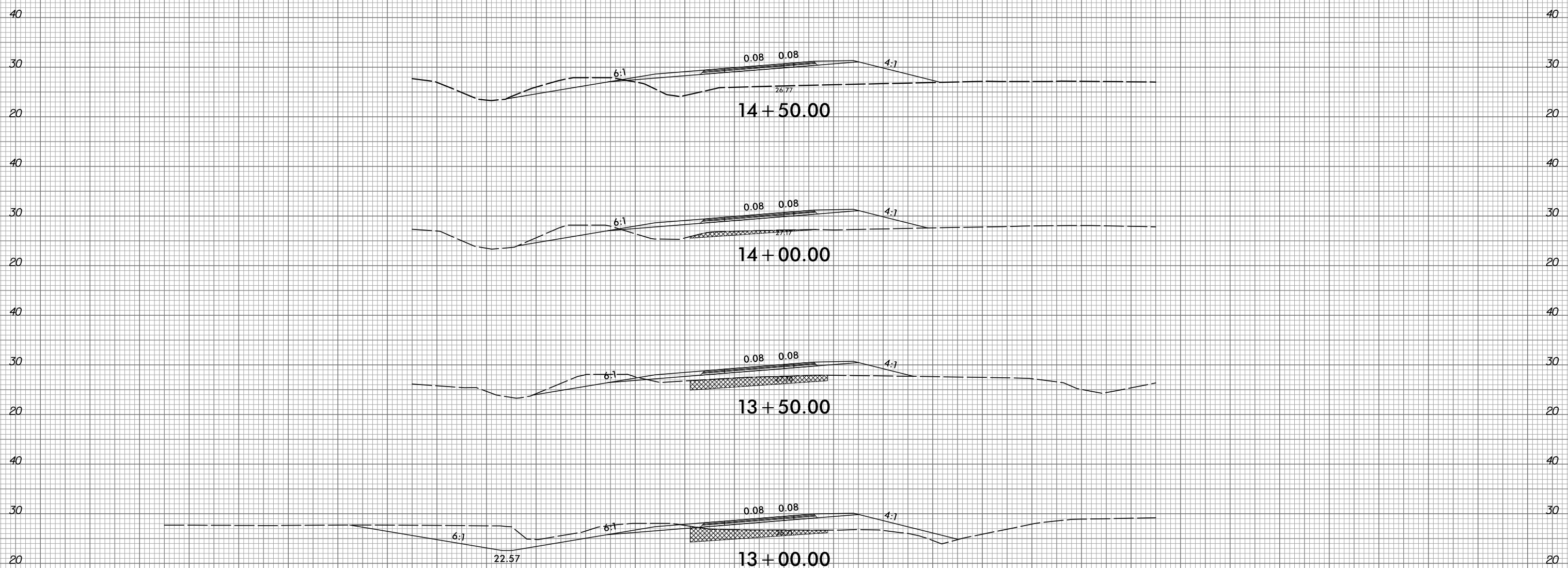
PROJ. REFERENCE NO.
R-5516

SHEET NO.
X-43

150 140 130 120 110 100 90 80 70 60 50 40 30 20 10 0 10 20 30 40 50 60 70 80 90 100 110 120 130 140 150

SEE SHEETS X-32 THRU X-34 FOR
STATION RANGE
18+50.00 TO 22+50.00

SEE SHEETS X-39 & X-40 FOR
STATION RANGE
14+50.00 TO 18+50.00



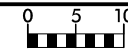
SEE SHEETS X-6 & X-7 FOR
STATION RANGE
10+00.00 TO 12+50.00

-LRB-

150 140 130 120 110 100 90 80 70 60 50 40 30 20 10 0 10 20 30 40 50 60 70 80 90 100 110 120 130 140 150

5/10/2017
R:\Roadway\Xsc\5516_r.dwg_xpl.LRB.dgn

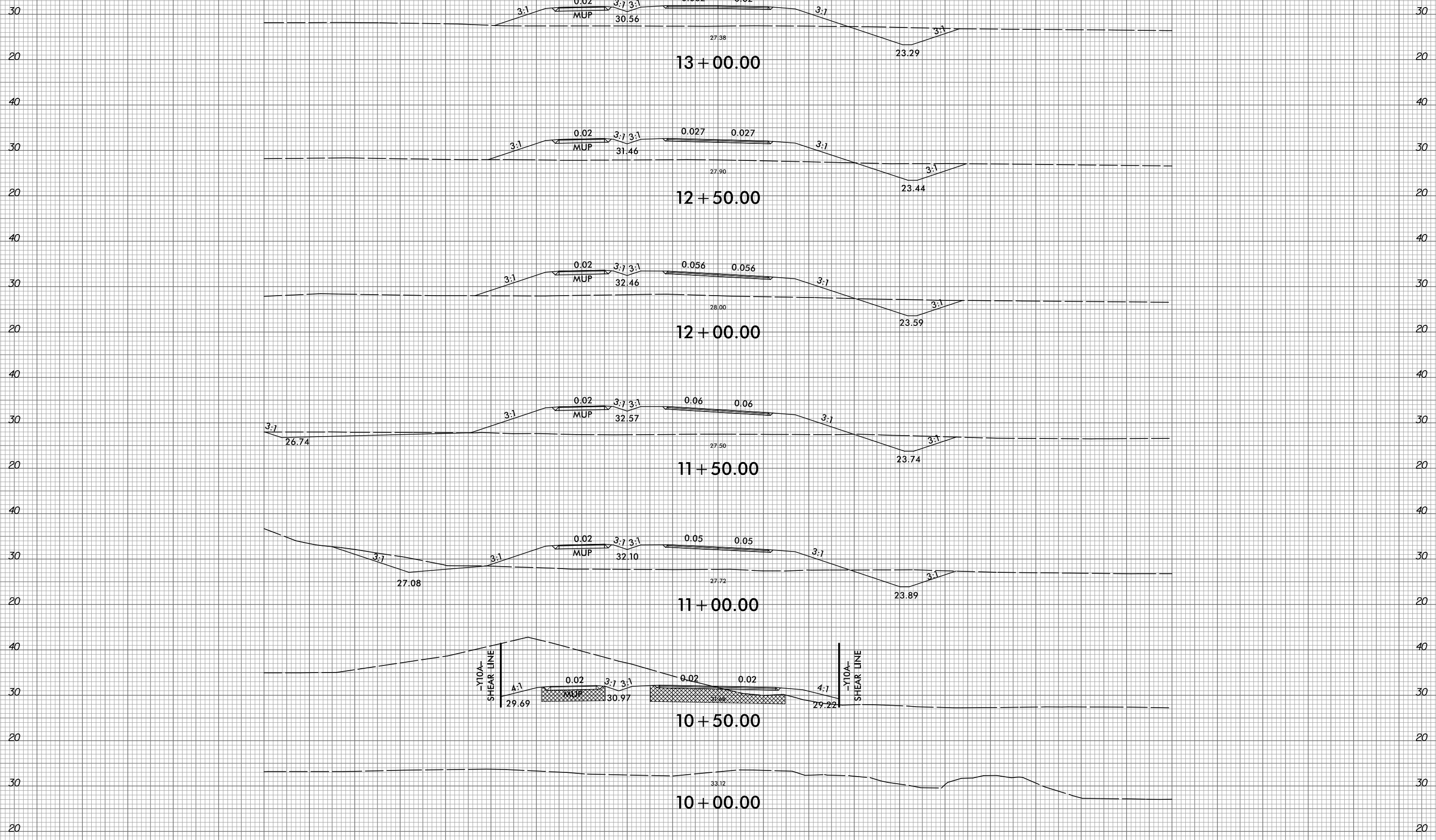
6/23/16



PROJ. REFERENCE NO.
R-5516

SHEET NO.
X-44

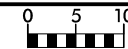
150 140 130 120 110 100 90 80 70 60 50 40 30 20 10 0 10 20 30 40 50 60 70 80 90 100 110 120 130 140 150



6/13/2017
R:\Roadway\Xsc\5516_rdy_xpl\Y09A.dgn
spaldrige

150 140 130 120 110 100 90 80 70 60 50 40 30 20 10 0 10 20 30 40 50 60 70 80 90 100 110 120 130 140 150

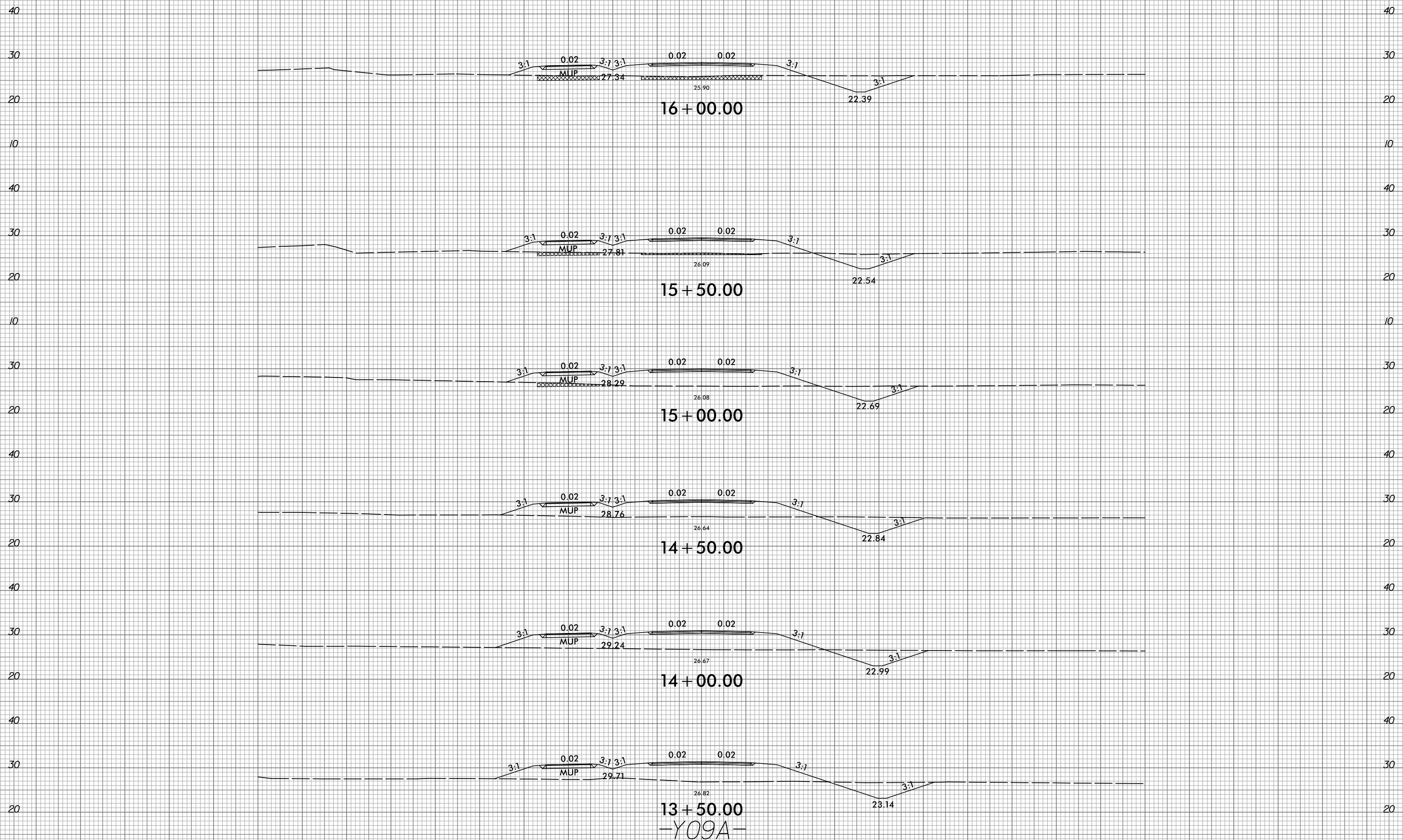
6/23/16



PROJ. REFERENCE NO.
R-5516

SHEET NO.
X-45

150 140 130 120 110 100 90 80 70 60 50 40 30 20 10 0 10 20 30 40 50 60 70 80 90 100 110 120 130 140 150

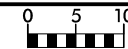


13+50.00
-Y09A-

150 140 130 120 110 100 90 80 70 60 50 40 30 20 10 0 10 20 30 40 50 60 70 80 90 100 110 120 130 140 150

6/13/2017
R:\Roadway\Xsc\15516_rdy_xpl_109A.dgn
spalange

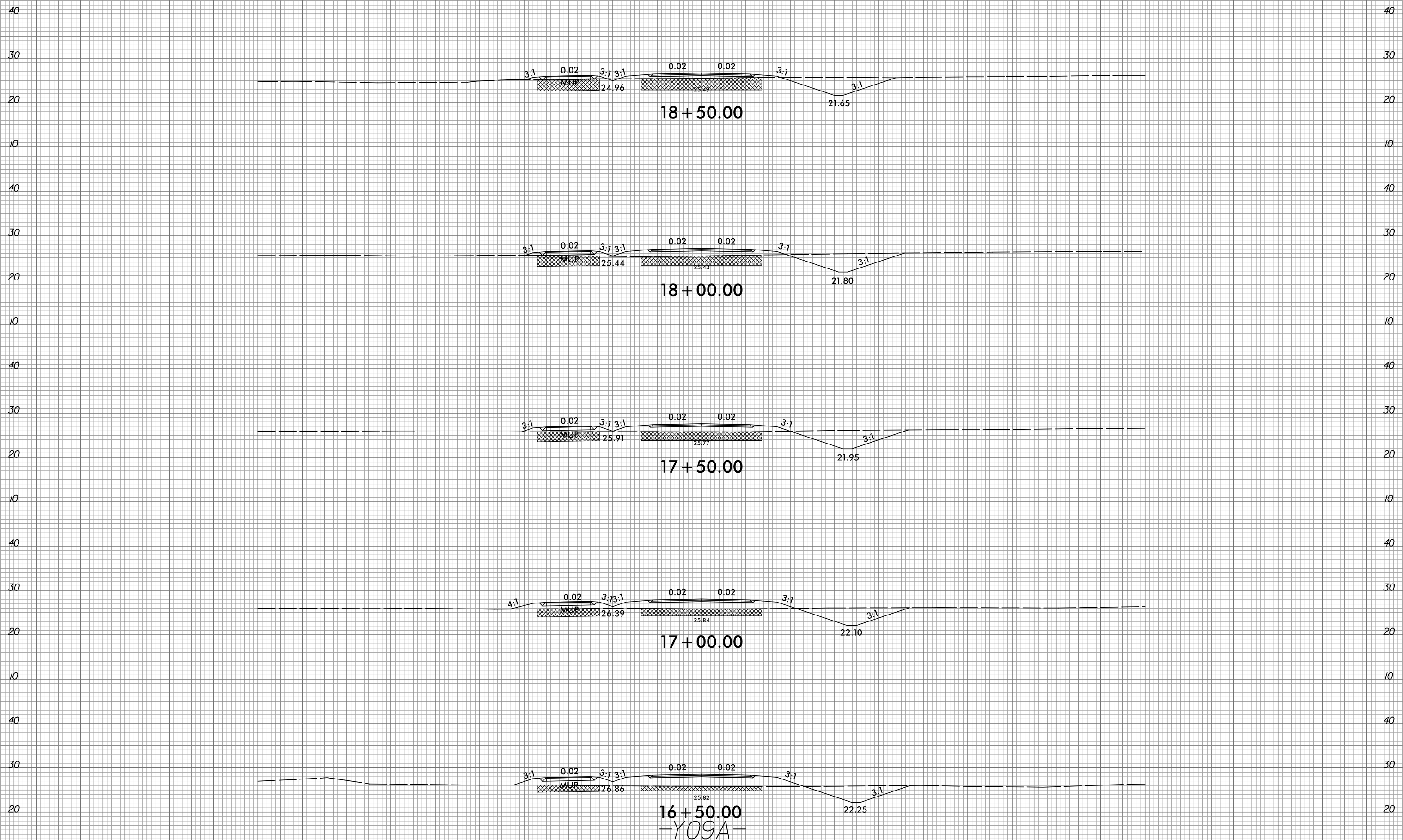
6/23/16



PROJ. REFERENCE NO.
R-5516

SHEET NO.
X-46

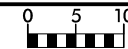
150 140 130 120 110 100 90 80 70 60 50 40 30 20 10 0 10 20 30 40 50 60 70 80 90 100 110 120 130 140 150



150 140 130 120 110 100 90 80 70 60 50 40 30 20 10 0 10 20 30 40 50 60 70 80 90 100 110 120 130 140 150

6/13/2017
R:\Roadway\Xsc\15516_rdy_xpl\Y09A.dgn
spalange

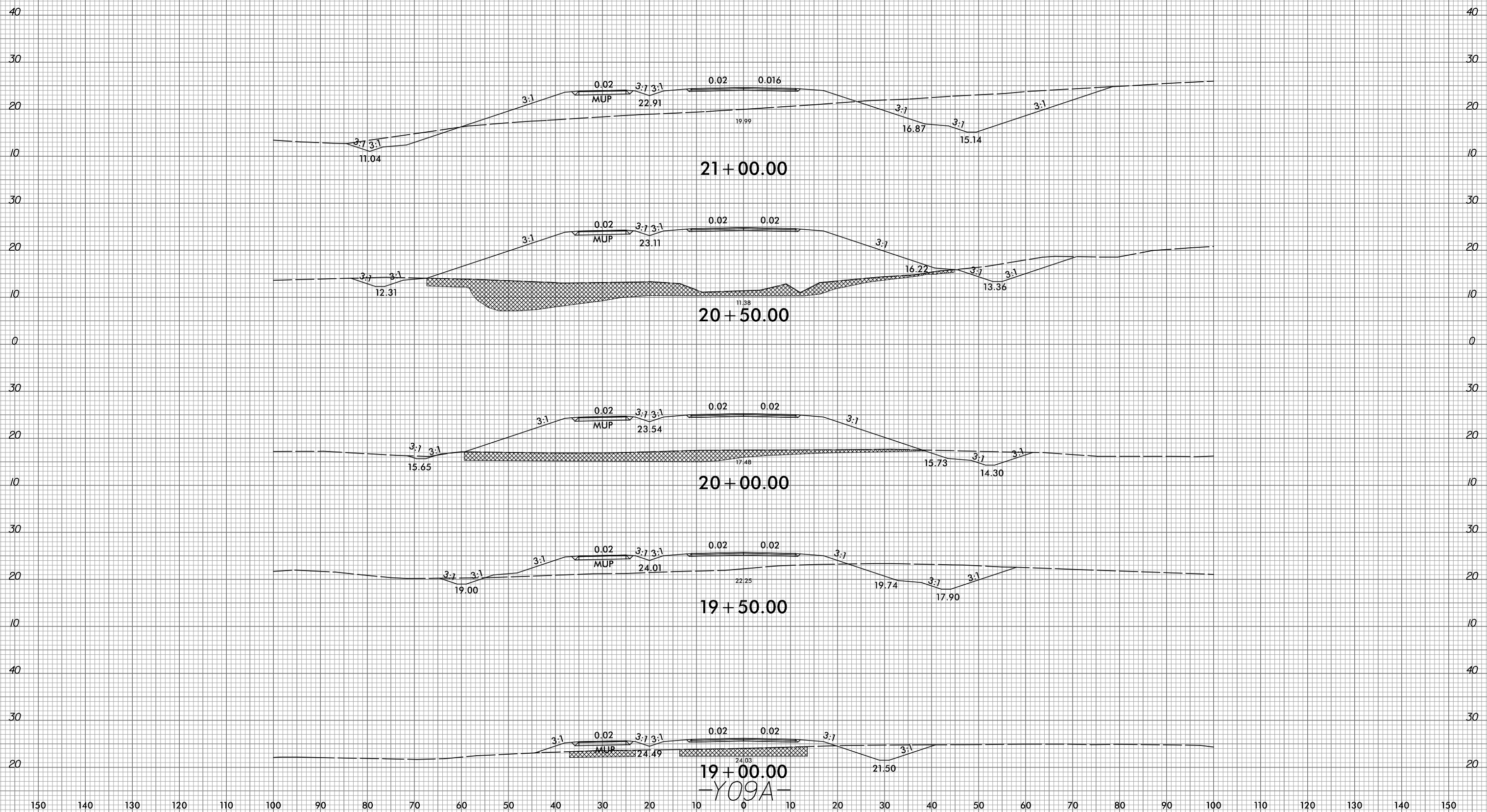
6/23/16



PROJ. REFERENCE NO.
R-5516

SHEET NO.
X-47

150 140 130 120 110 100 90 80 70 60 50 40 30 20 10 0 10 20 30 40 50 60 70 80 90 100 110 120 130 140 150



150 140 130 120 110 100 90 80 70 60 50 40 30 20 10 0 10 20 30 40 50 60 70 80 90 100 110 120 130 140 150

6/13/2017
R:\Roadway\Xsc\15516_rdy_xpl\Y09A.dgn
spalange

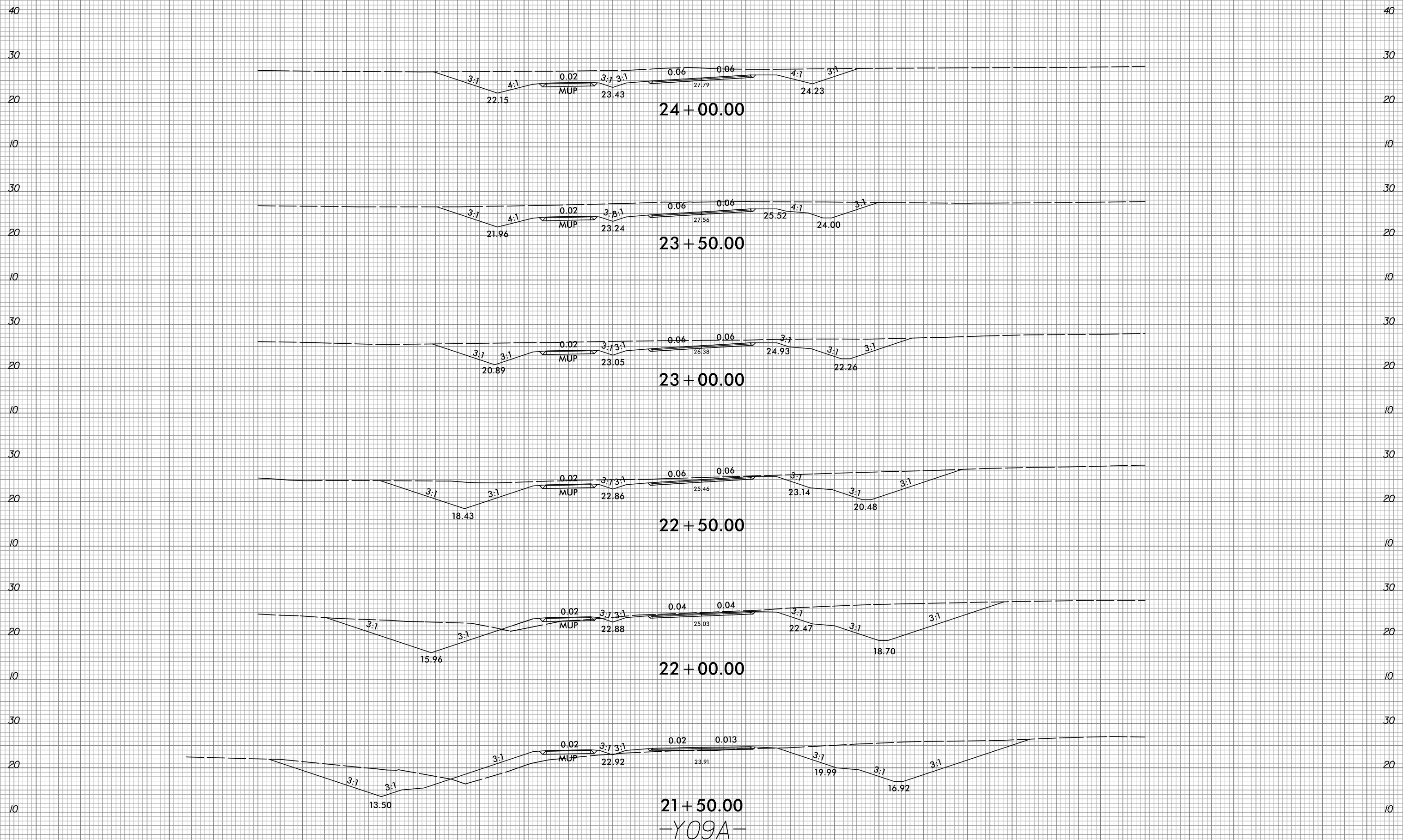
6/23/16



PROJ. REFERENCE NO.
R-5516

SHEET NO.
X-48

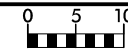
150 140 130 120 110 100 90 80 70 60 50 40 30 20 10 0 10 20 30 40 50 60 70 80 90 100 110 120 130 140 150



150 140 130 120 110 100 90 80 70 60 50 40 30 20 10 0 10 20 30 40 50 60 70 80 90 100 110 120 130 140 150

6/13/2017
R:\Roadway\Xsc\5516_rdy_xpl\Y09A.dgn
spalange

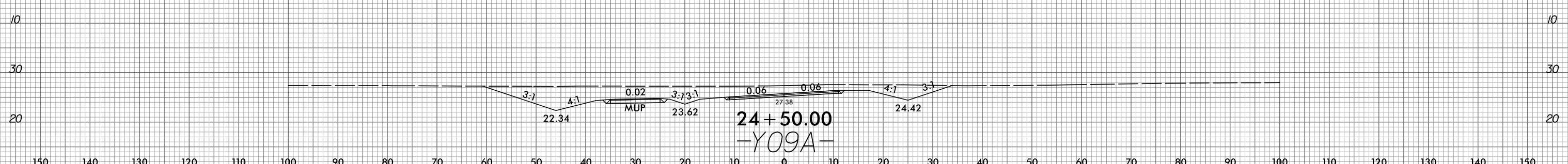
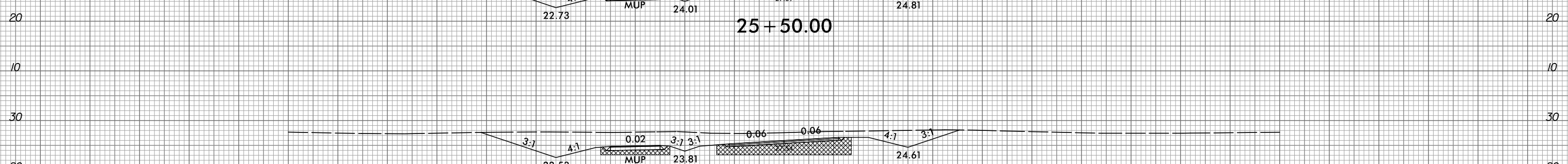
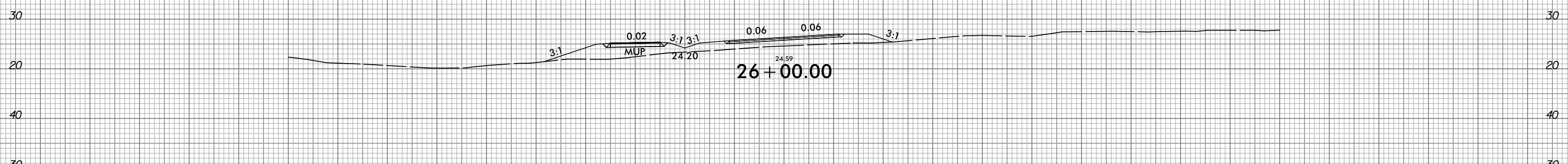
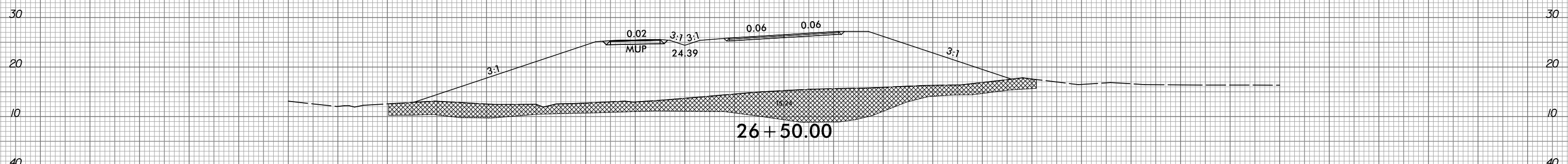
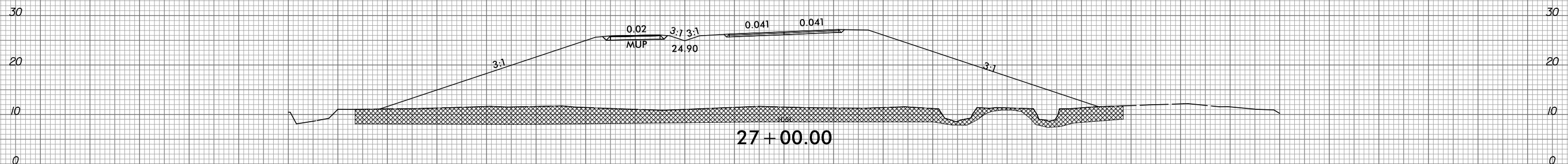
6/23/16



PROJ. REFERENCE NO.
R-5516

SHEET NO.
X-49

150 140 130 120 110 100 90 80 70 60 50 40 30 20 10 0 10 20 30 40 50 60 70 80 90 100 110 120 130 140 150

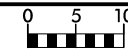


150 140 130 120 110 100 90 80 70 60 50 40 30 20 10 0 10 20 30 40 50 60 70 80 90 100 110 120 130 140 150

6/13/2017
R:\Roadway\Xsc\5516_rdy_xpl_109A.dgn
spalange

24+50.00
-Y09A-

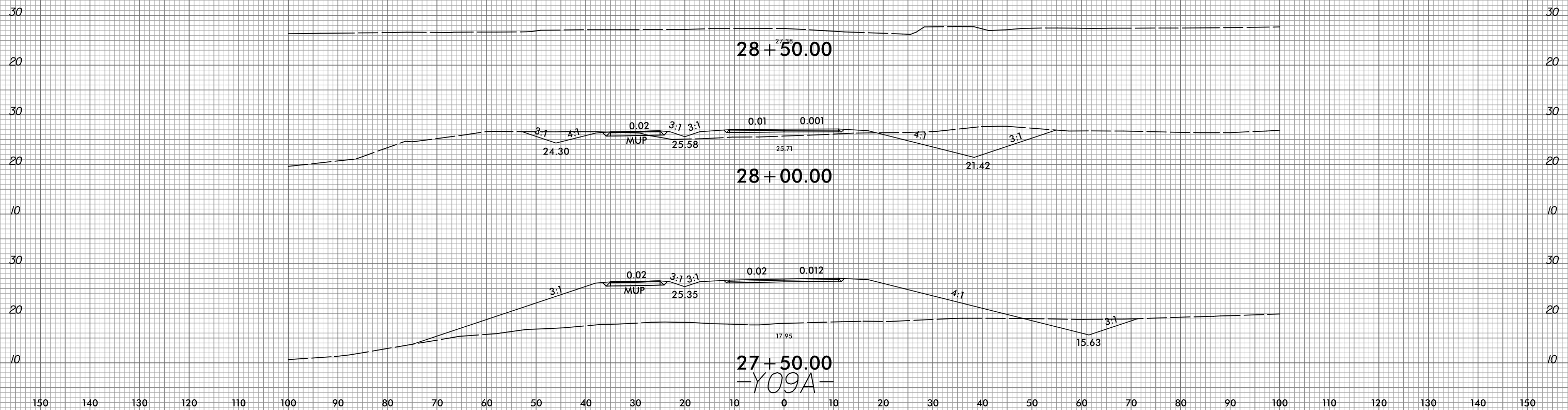
6/23/16



PROJ. REFERENCE NO.
R-5516

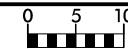
SHEET NO.
X-50

150 140 130 120 110 100 90 80 70 60 50 40 30 20 10 0 10 20 30 40 50 60 70 80 90 100 110 120 130 140 150



150 140 130 120 110 100 90 80 70 60 50 40 30 20 10 0 10 20 30 40 50 60 70 80 90 100 110 120 130 140 150

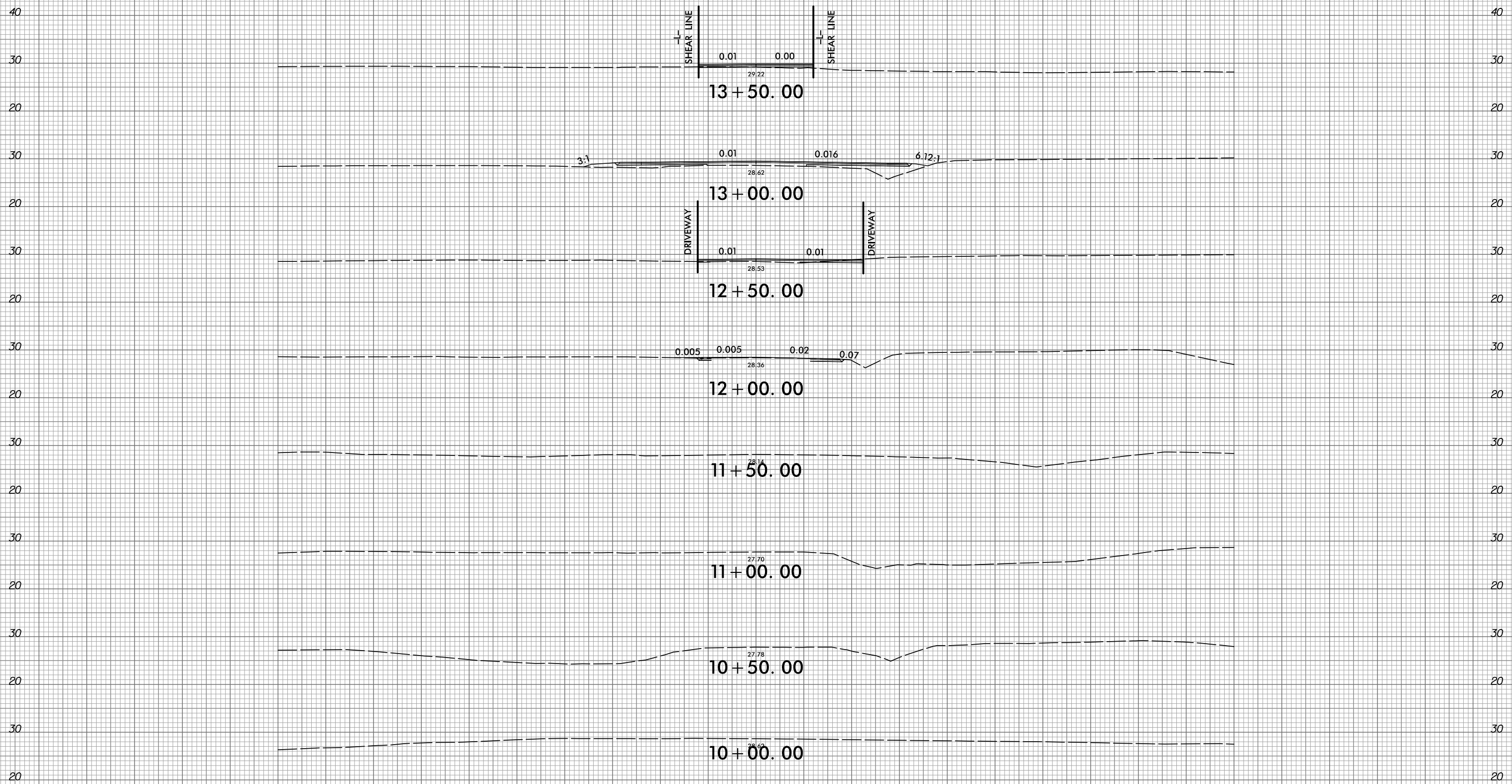
6/13/2017
R:\Roadway\Xsc\1-5516_rdy_xpl_109A.dgn
spaldrige



PROJ. REFERENCE NO.
R-5516

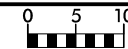
SHEET NO.
X-51

150 140 130 120 110 100 90 80 70 60 50 40 30 20 10 0 10 20 30 40 50 60 70 80 90 100 110 120 130 140 150



-Y10A-

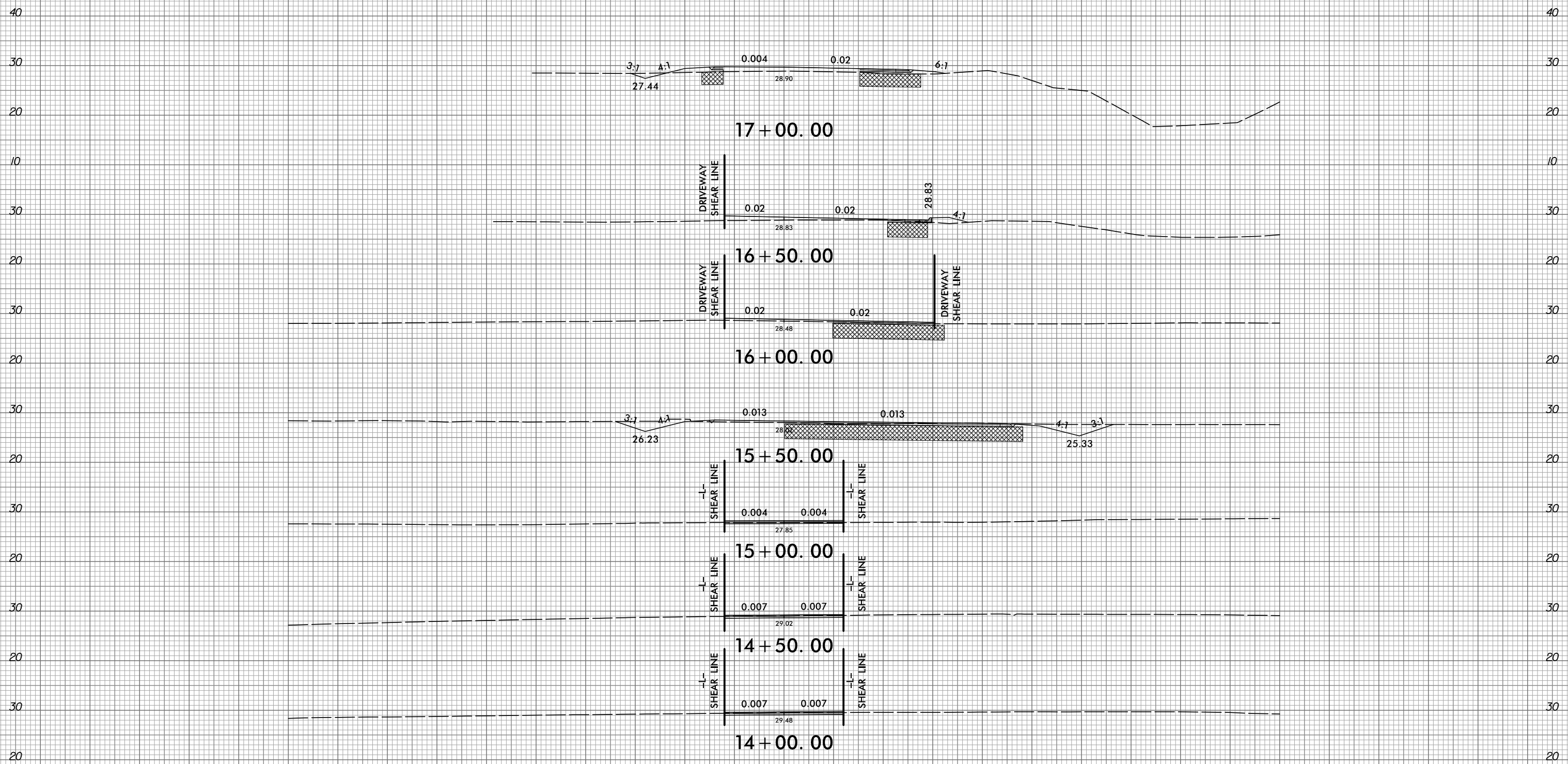
150 140 130 120 110 100 90 80 70 60 50 40 30 20 10 0 10 20 30 40 50 60 70 80 90 100 110 120 130 140 150



PROJ. REFERENCE NO.
R-5516

SHEET NO.
X-52

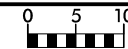
150 140 130 120 110 100 90 80 70 60 50 40 30 20 10 0 10 20 30 40 50 60 70 80 90 100 110 120 130 140 150



-Y10A-

150 140 130 120 110 100 90 80 70 60 50 40 30 20 10 0 10 20 30 40 50 60 70 80 90 100 110 120 130 140 150

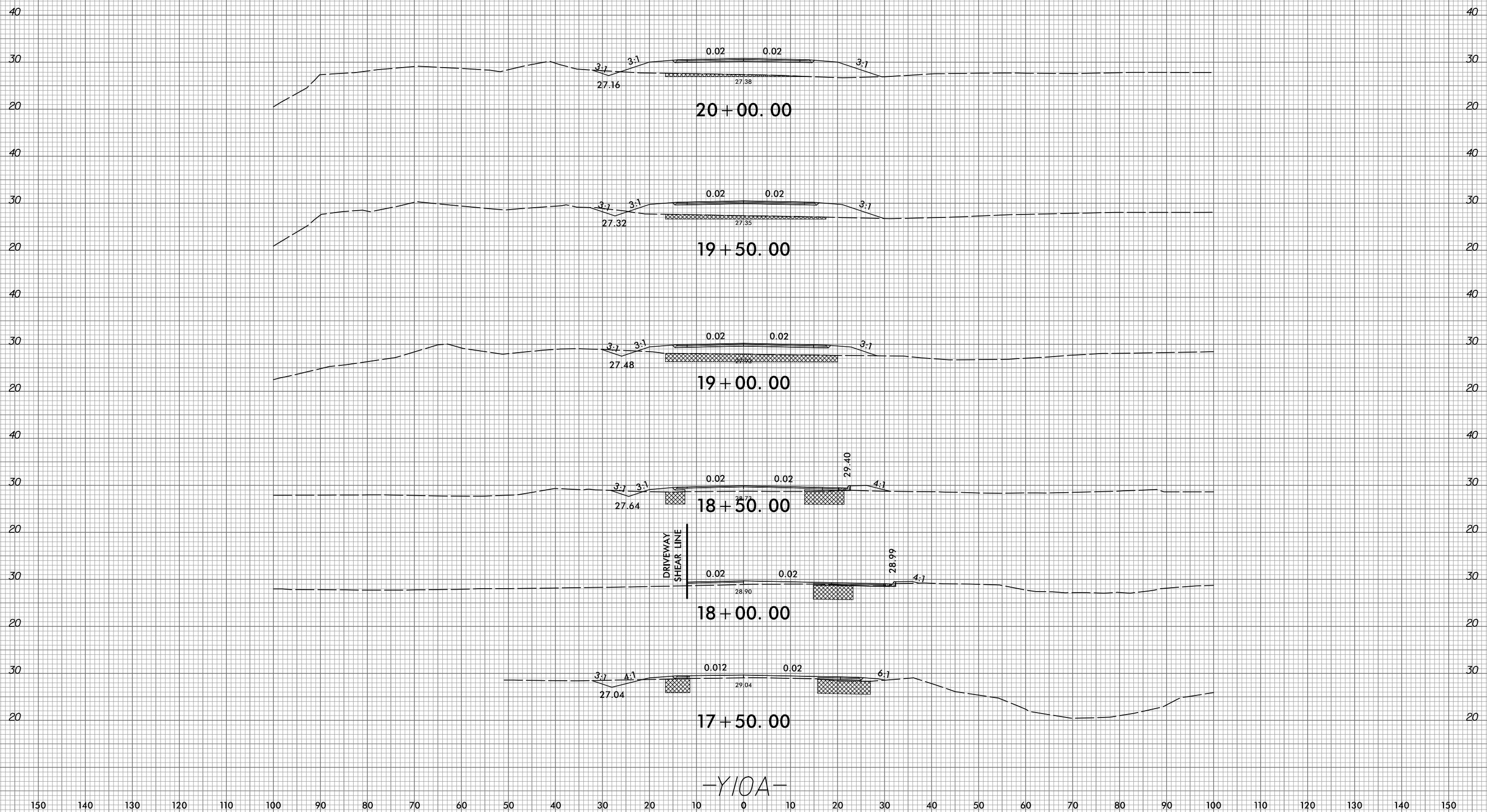
5/10/2017
R:\Roadway\Xsc\5516_r.dwg_xpl\Y10A.dgn



PROJ. REFERENCE NO.
R-5516

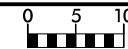
SHEET NO.
X-53

150 140 130 120 110 100 90 80 70 60 50 40 30 20 10 0 10 20 30 40 50 60 70 80 90 100 110 120 130 140 150



5/10/2017
R:\Roadway\Xsc\5516_r.dwg_xpl\Y10A.dgn

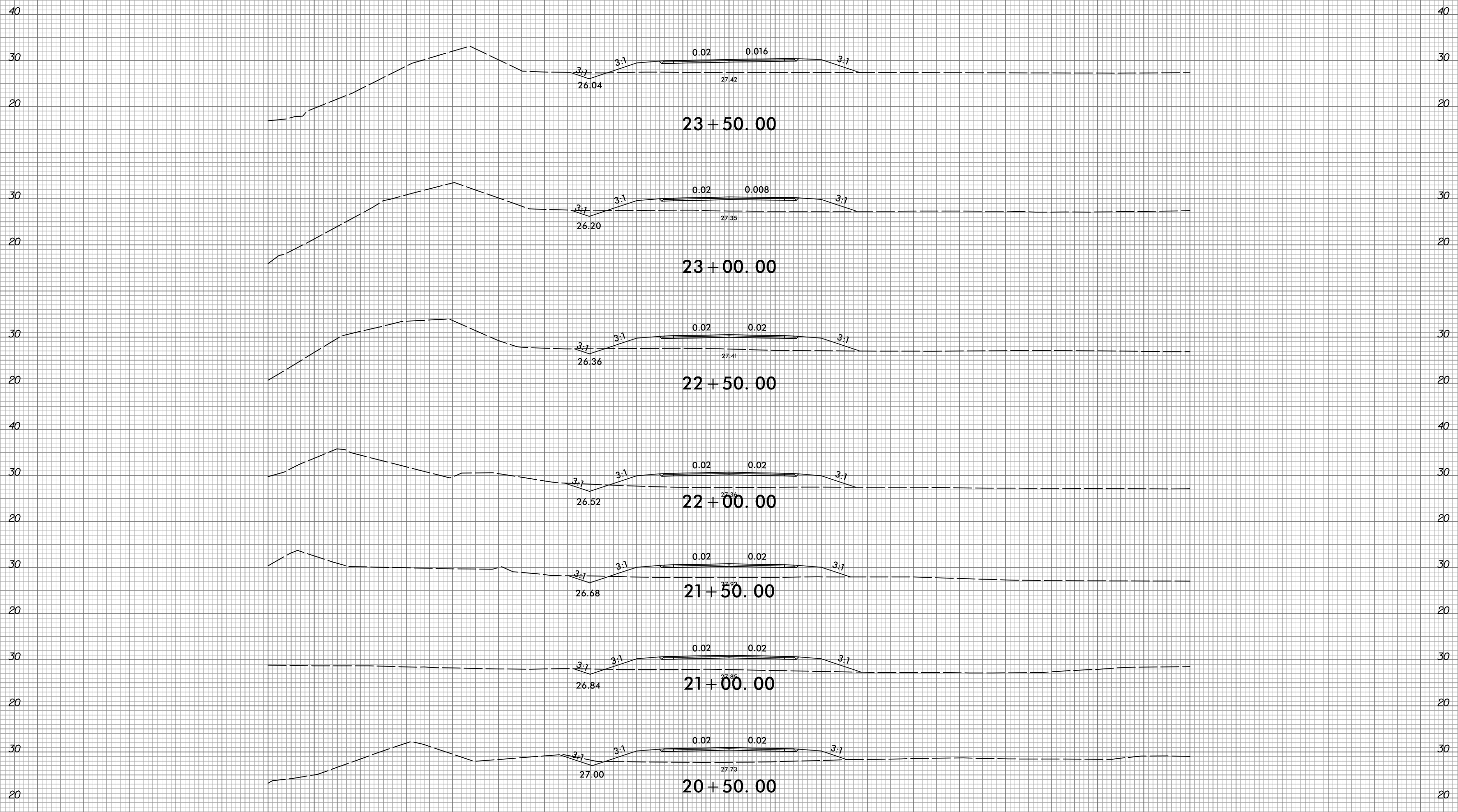
150 140 130 120 110 100 90 80 70 60 50 40 30 20 10 0 10 20 30 40 50 60 70 80 90 100 110 120 130 140 150



PROJ. REFERENCE NO.
R-5516

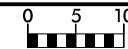
SHEET NO.
X-54

150 140 130 120 110 100 90 80 70 60 50 40 30 20 10 0 10 20 30 40 50 60 70 80 90 100 110 120 130 140 150



-Y10A-

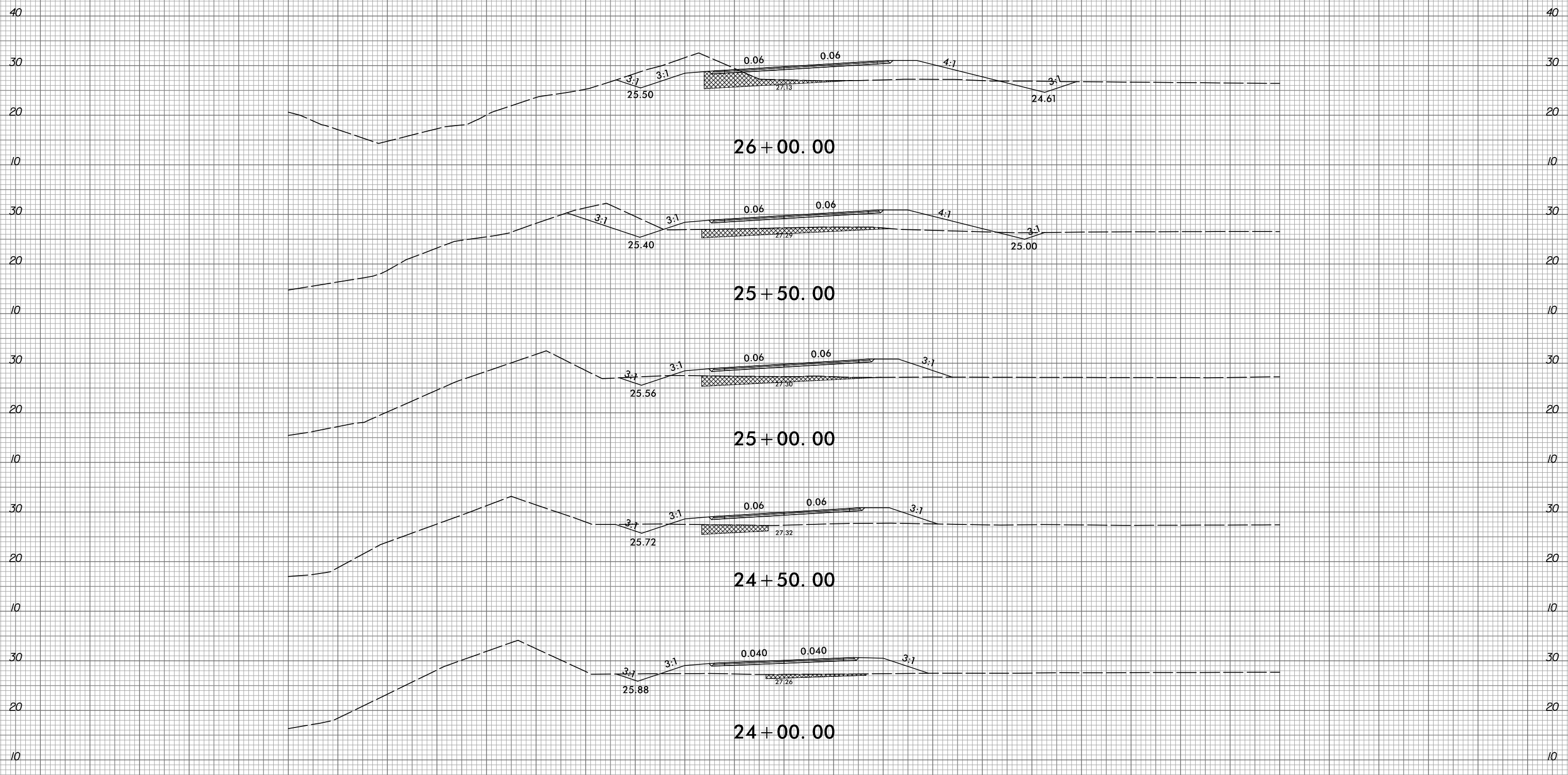
150 140 130 120 110 100 90 80 70 60 50 40 30 20 10 0 10 20 30 40 50 60 70 80 90 100 110 120 130 140 150



PROJ. REFERENCE NO.
R-5516

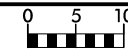
SHEET NO.
X-55

150 140 130 120 110 100 90 80 70 60 50 40 30 20 10 0 10 20 30 40 50 60 70 80 90 100 110 120 130 140 150



-Y10A-

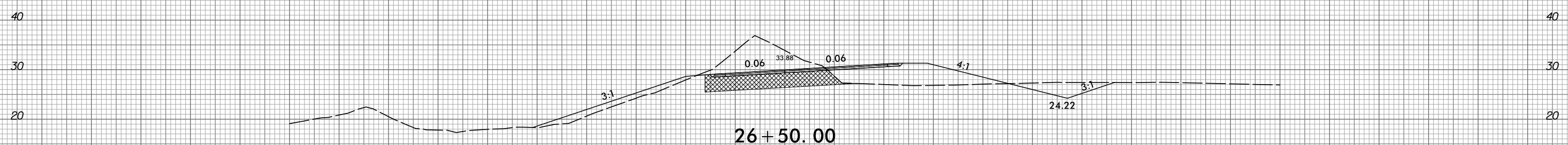
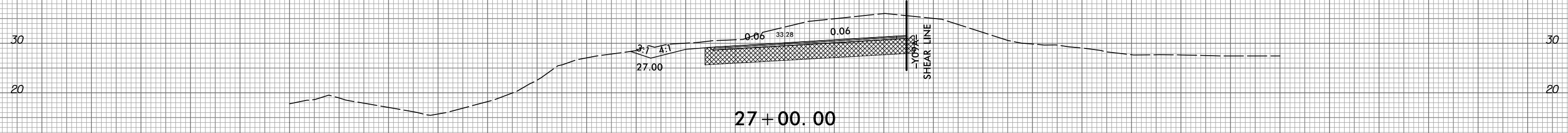
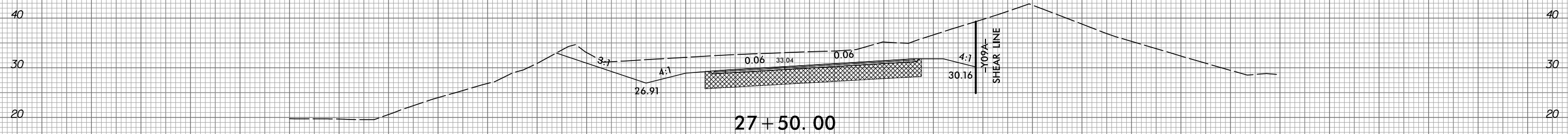
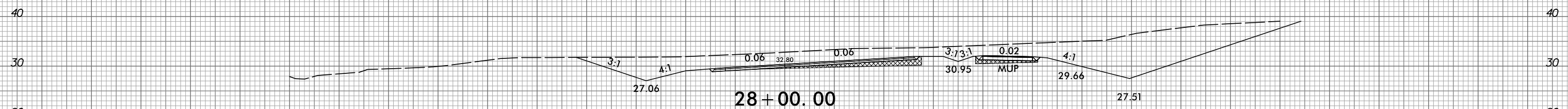
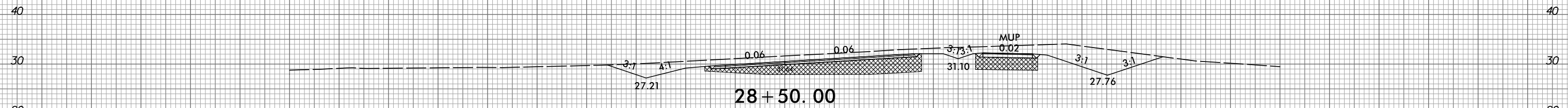
150 140 130 120 110 100 90 80 70 60 50 40 30 20 10 0 10 20 30 40 50 60 70 80 90 100 110 120 130 140 150



PROJ. REFERENCE NO.
R-5516

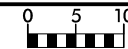
SHEET NO.
X-56

150 140 130 120 110 100 90 80 70 60 50 40 30 20 10 0 10 20 30 40 50 60 70 80 90 100 110 120 130 140 150



-Y10A-

150 140 130 120 110 100 90 80 70 60 50 40 30 20 10 0 10 20 30 40 50 60 70 80 90 100 110 120 130 140 150

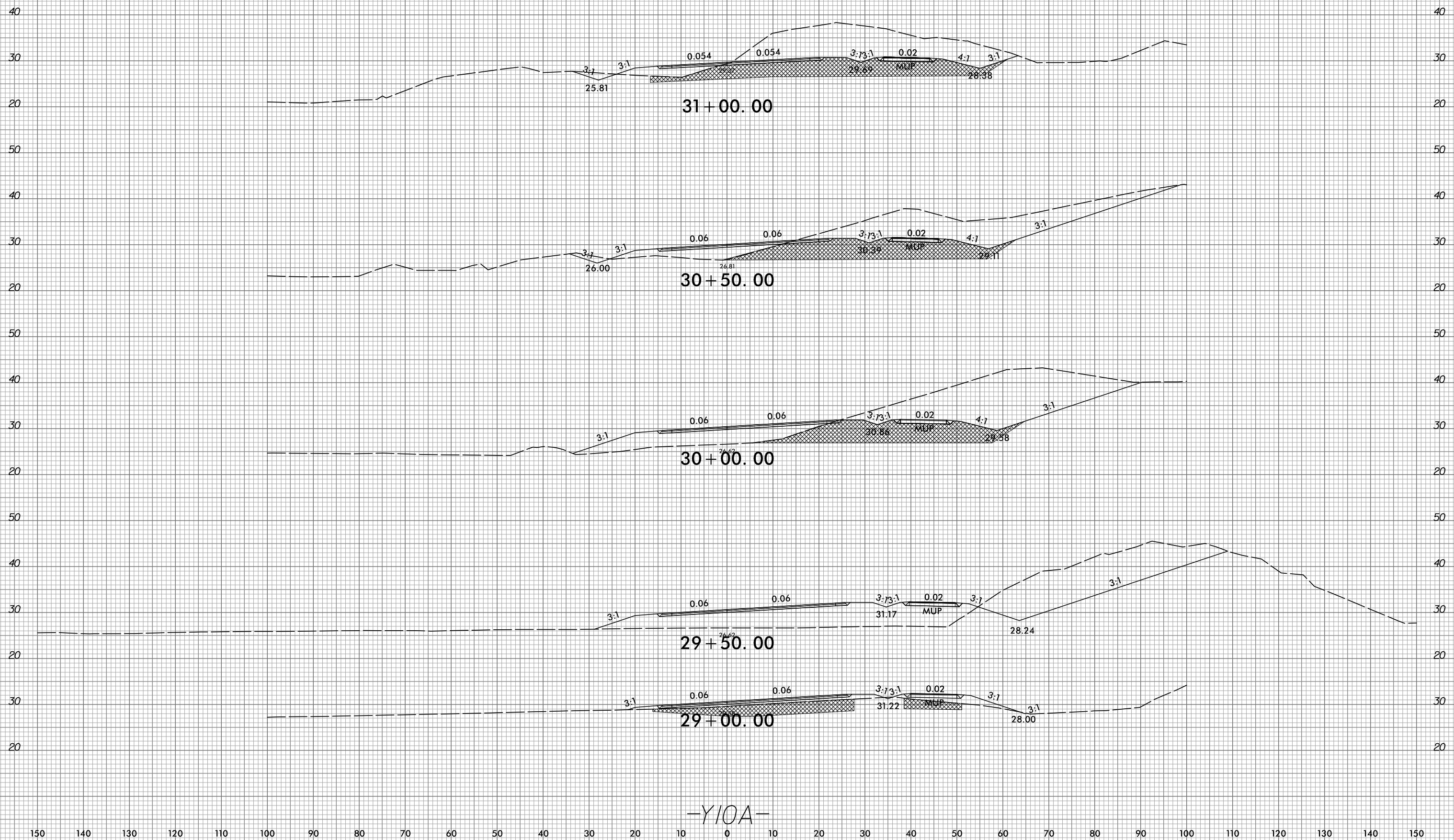


PROJ. REFERENCE NO.
R-5516

SHEET NO.
X-57

150 140 130 120 110 100 90 80 70 60 50 40 30 20 10 0 10 20 30 40 50 60 70 80 90 100 110 120 130 140 150

NOTE: UNSUITABLE ARTIFICIAL FILL MATERIAL WITH WOOD DEBRIS TO BE REMOVED BY OTHERS (SEE ROADWAY SUBSURFACE INVESTIGATION)



31+00.00

30+50.00

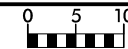
30+00.00

29+50.00

29+00.00

-Y10A-

5/19/2017
R:\Roadway\Xsc\5516_r.dwg_xpl_Y10A.dgn

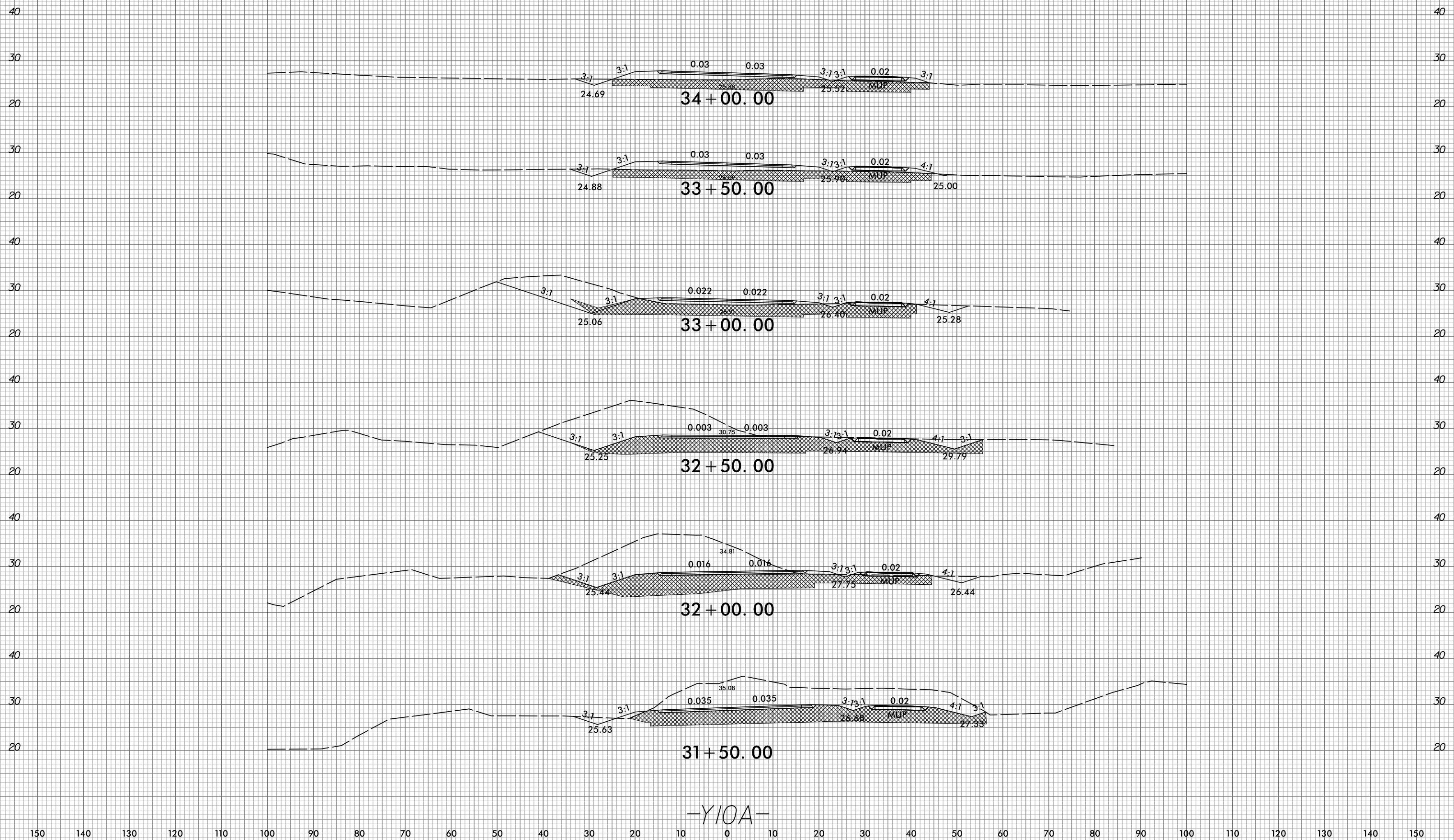


PROJ. REFERENCE NO.
R-5516

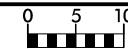
SHEET NO.
X-58

150 140 130 120 110 100 90 80 70 60 50 40 30 20 10 0 10 20 30 40 50 60 70 80 90 100 110 120 130 140 150

NOTE: UNSUITABLE ARTIFICIAL FILL MATERIAL WITH WOOD DEBRIS TO BE REMOVED BY OTHERS (SEE ROADWAY SUBSURFACE INVESTIGATION)



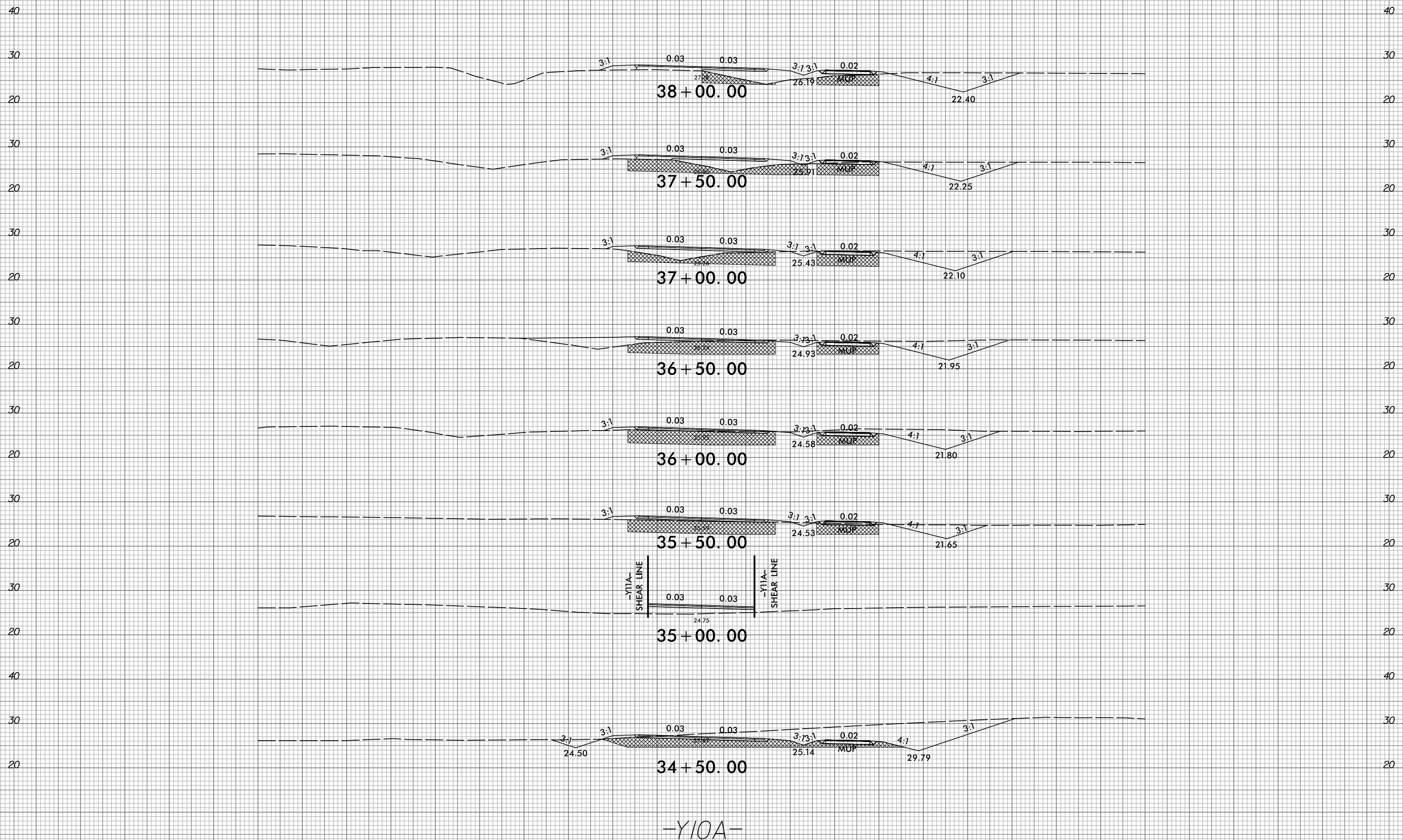
150 140 130 120 110 100 90 80 70 60 50 40 30 20 10 0 10 20 30 40 50 60 70 80 90 100 110 120 130 140 150



PROJ. REFERENCE NO.
R-5516

SHEET NO.
X-59

150 140 130 120 110 100 90 80 70 60 50 40 30 20 10 0 10 20 30 40 50 60 70 80 90 100 110 120 130 140 150



-Y10A-

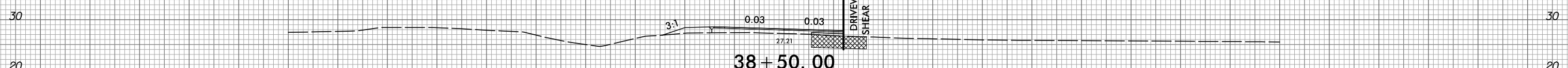
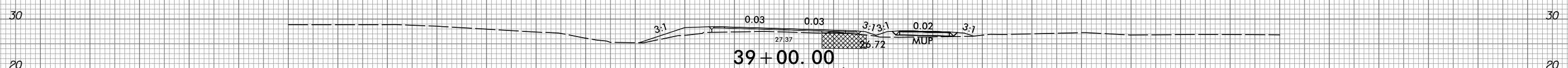
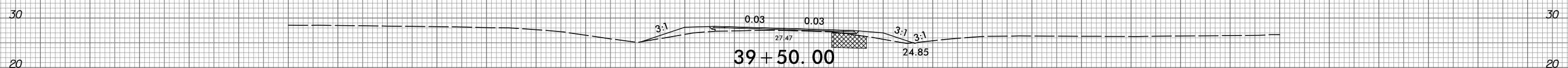
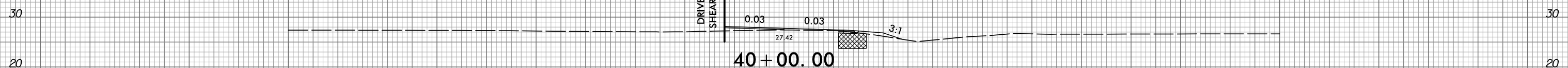
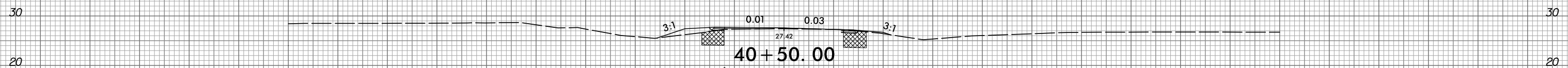
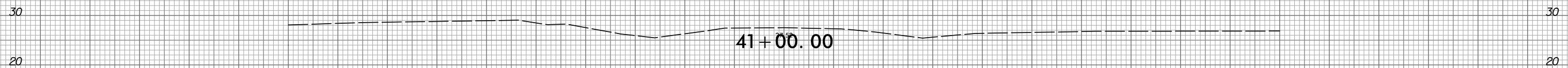
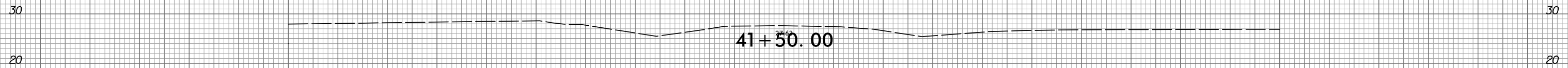
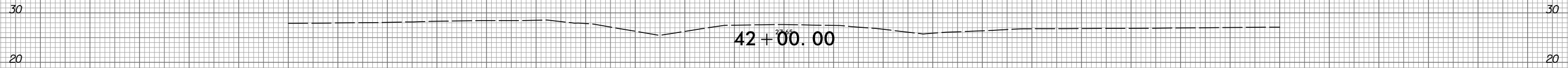
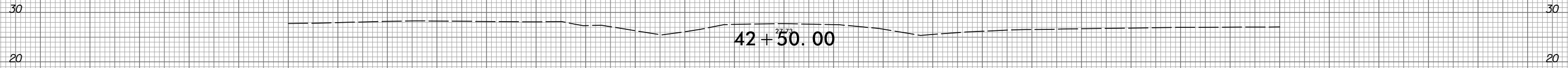
150 140 130 120 110 100 90 80 70 60 50 40 30 20 10 0 10 20 30 40 50 60 70 80 90 100 110 120 130 140 150



PROJ. REFERENCE NO.
R-5516

SHEET NO.
X-60

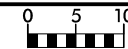
150 140 130 120 110 100 90 80 70 60 50 40 30 20 10 0 10 20 30 40 50 60 70 80 90 100 110 120 130 140 150



-Y10A-

150 140 130 120 110 100 90 80 70 60 50 40 30 20 10 0 10 20 30 40 50 60 70 80 90 100 110 120 130 140 150

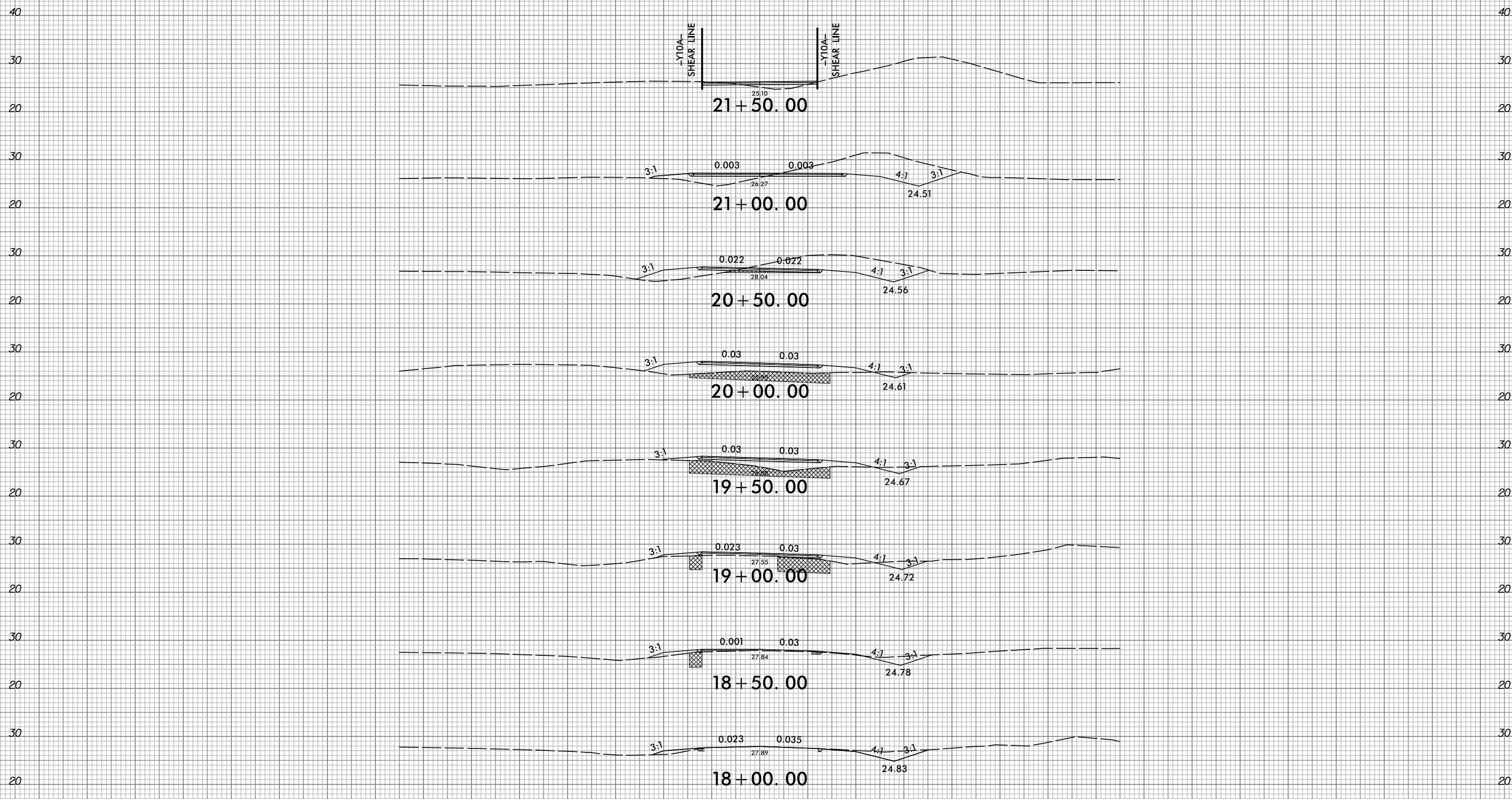
5/10/2017
R:\Roadway\Xsc\5516_r.djv\Y10A.dgn



PROJ. REFERENCE NO.
R-5516

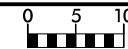
SHEET NO.
X-61

150 140 130 120 110 100 90 80 70 60 50 40 30 20 10 0 10 20 30 40 50 60 70 80 90 100 110 120 130 140 150



-Y11A-

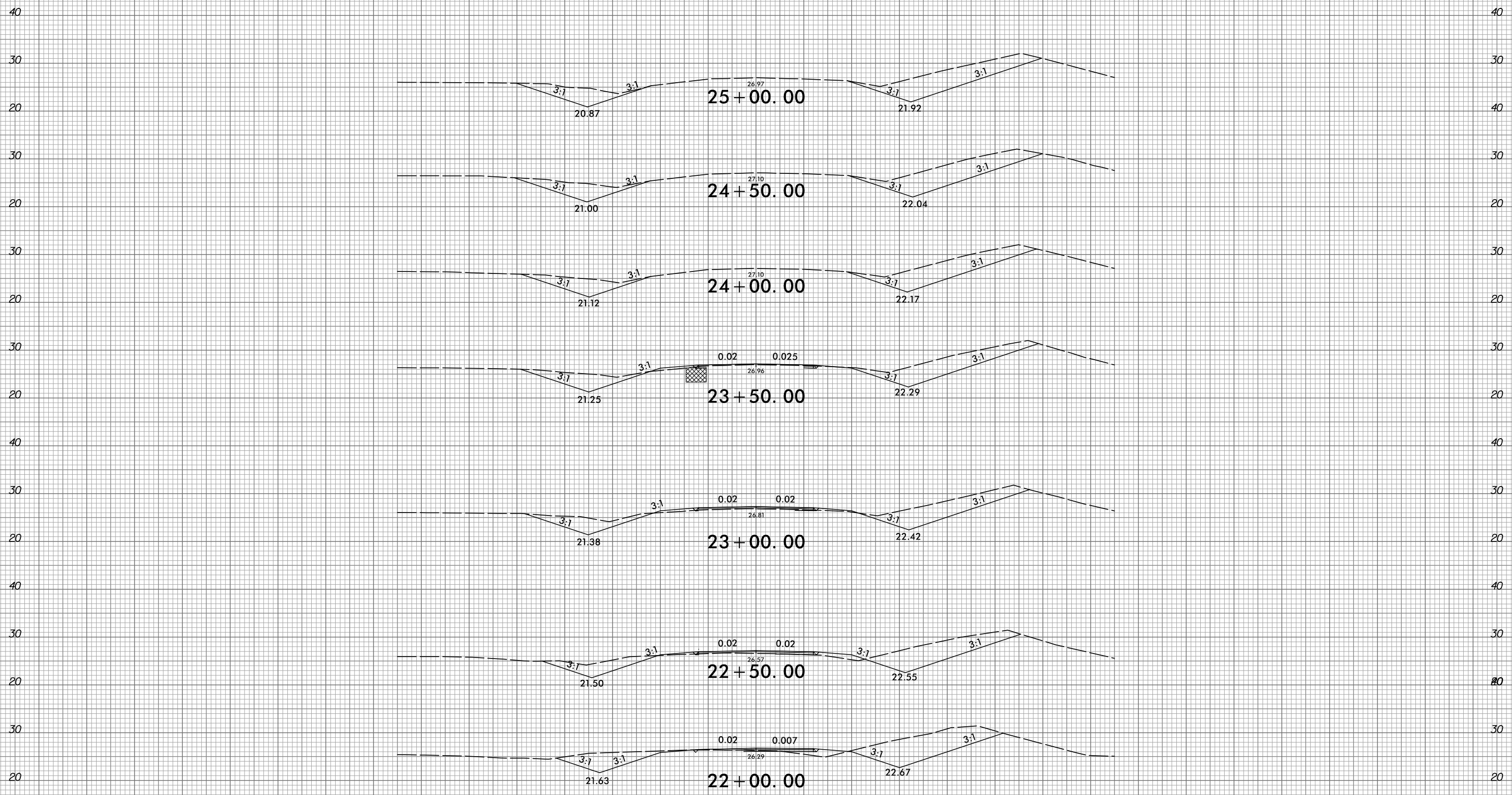
150 140 130 120 110 100 90 80 70 60 50 40 30 20 10 0 10 20 30 40 50 60 70 80 90 100 110 120 130 140 150



PROJ. REFERENCE NO.
R-5516

SHEET NO.
X-62

150 140 130 120 110 100 90 80 70 60 50 40 30 20 10 0 10 20 30 40 50 60 70 80 90 100 110 120 130 140 150



-Y//A-

150 140 130 120 110 100 90 80 70 60 50 40 30 20 10 0 10 20 30 40 50 60 70 80 90 100 110 120 130 140 150

5/10/2017
R:\Roadway\Xsc\5516_r.dwg_xpl\Y11A.dgn

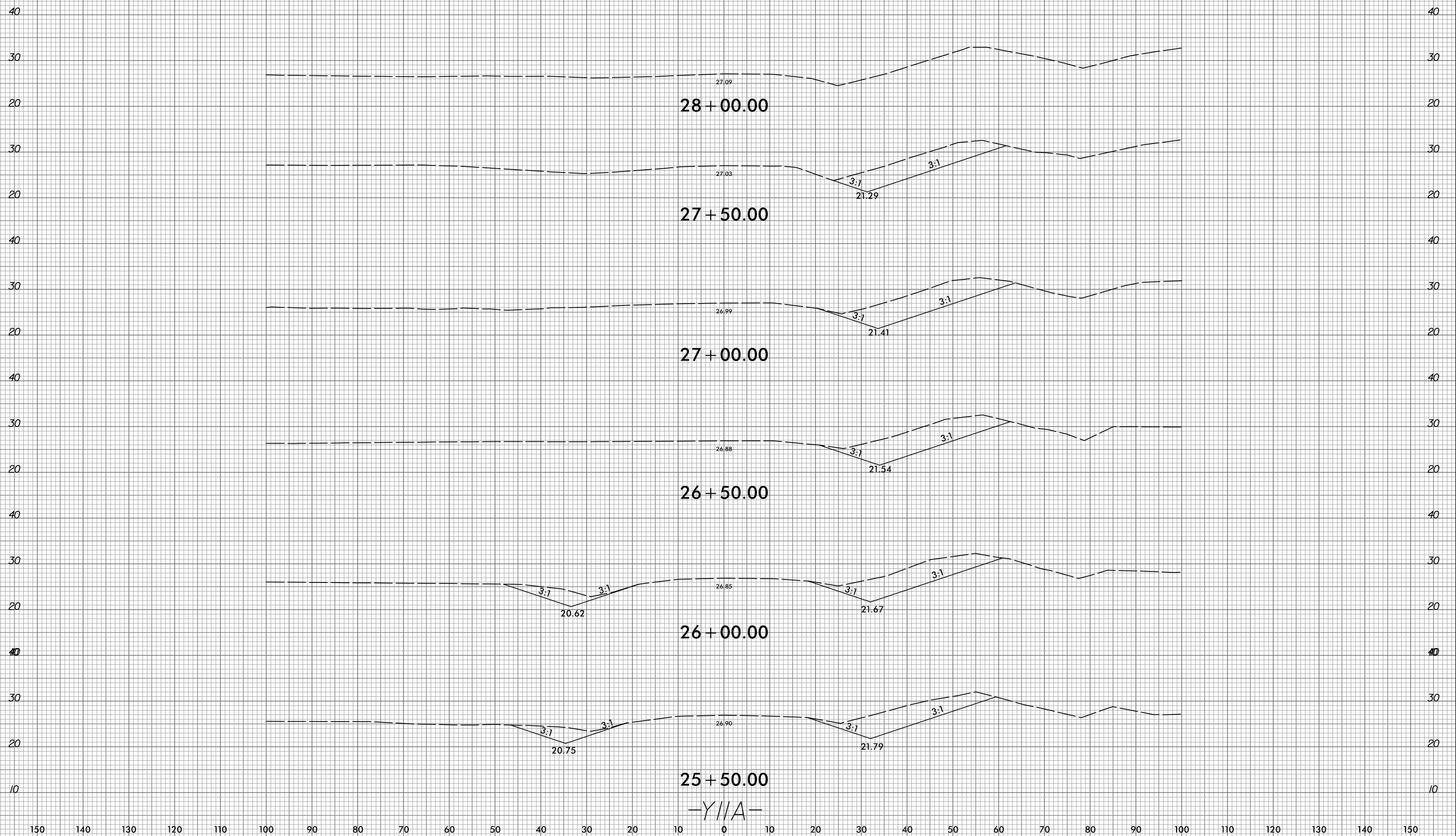
8/23/99



PROJ. REFERENCE NO.
R-5516

SHEET NO.
X-63

150 140 130 120 110 100 90 80 70 60 50 40 30 20 10 0 10 20 30 40 50 60 70 80 90 100 110 120 130 140 150



-Y//A-

5/10/2017
 At: \\roadway\Xsc\1-5516_r.dwg_xpl_111A.dgn
 spalange

150 140 130 120 110 100 90 80 70 60 50 40 30 20 10 0 10 20 30 40 50 60 70 80 90 100 110 120 130 140 150