

**This electronic collection of documents is provided  
for the convenience of the user  
and is Not a Certified Document –**

**The documents contained herein were originally issued  
and sealed by the individuals whose names and license  
numbers appear on each page, on the dates appearing  
with their signature on that page.**

**This file or an individual page  
shall not be considered a certified document.**

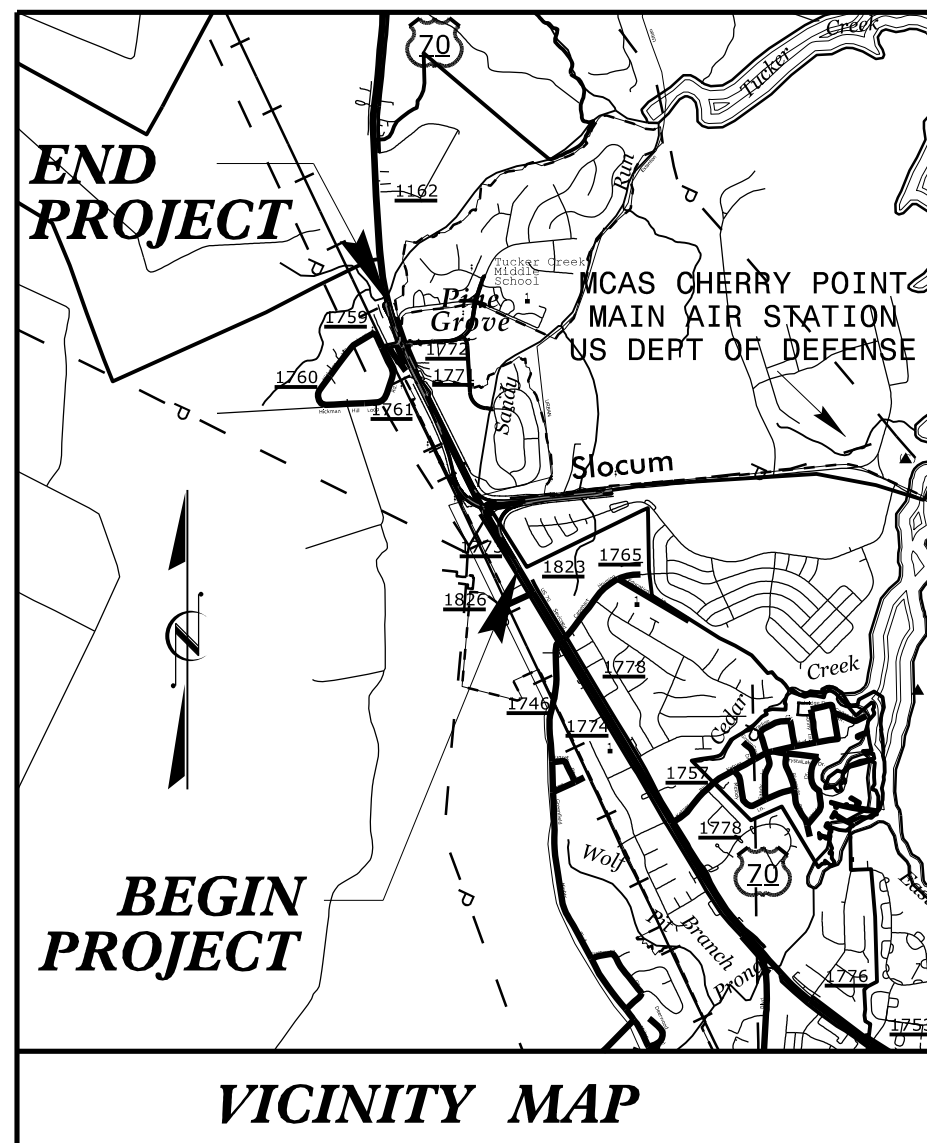
TIP PROJECT: R-5516

CONTRACT: C203955

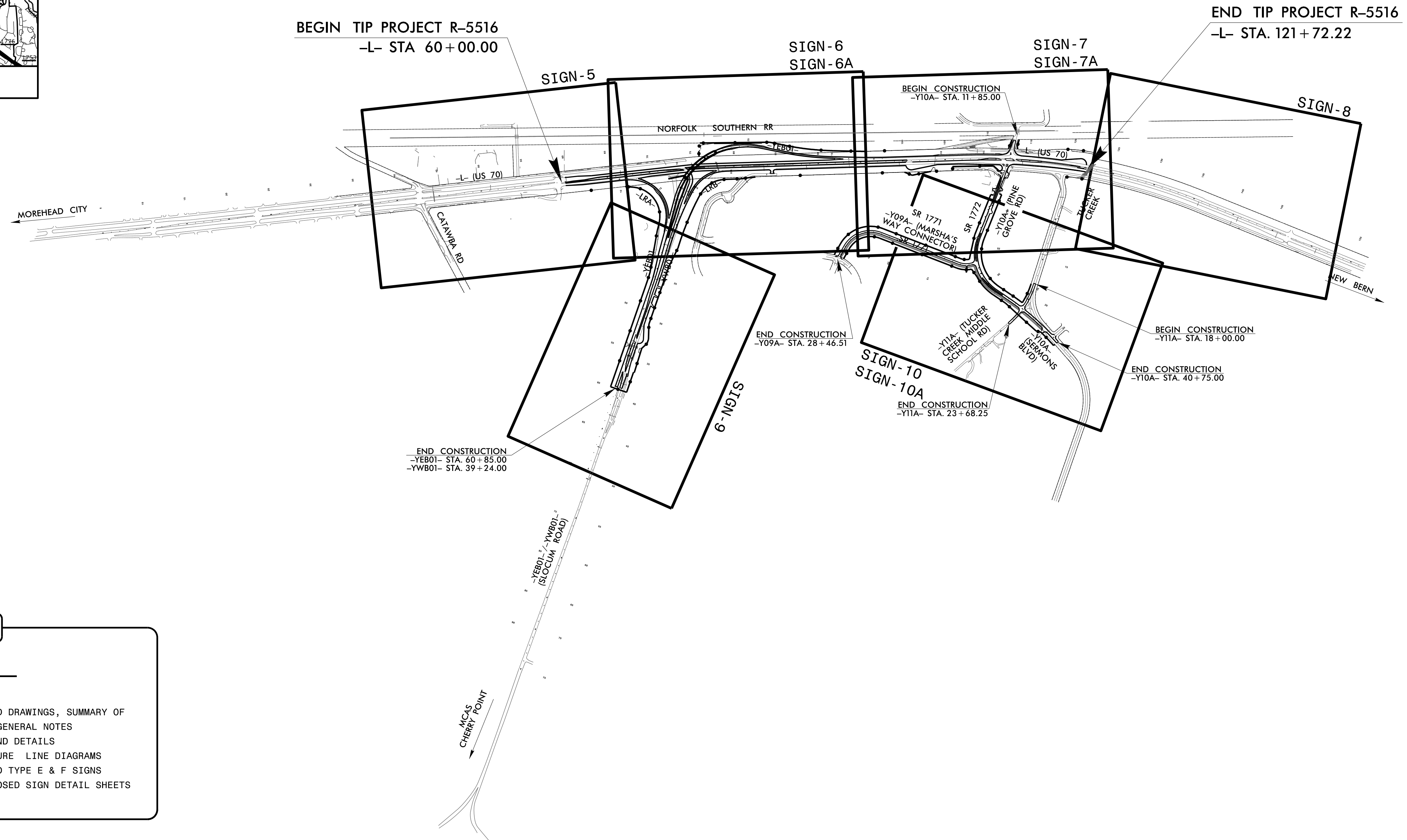
**STATE OF NORTH CAROLINA  
DEPARTMENT OF TRANSPORTATION**

**SIGNING PLAN  
CRAVEN COUNTY**

**LOCATION: INTERCHANGE FROM US 70 TO SLOCUM  
ROAD AT CHERRY POINT MILITARY BASE**




TIP NO. <b>R-5516</b>	SHEET NO. <b>SIGN-1</b>
APPROVED: <i>Joseph Kopaskie</i> <small>Professional Engineer</small>	
DATE: 3/15/2017	
<b>DOCUMENT NOT CONSIDERED FINAL UNLESS ALL SIGNATURES COMPLETED</b>	



SHEET NO.	DESCRIPTION
SIGN-1	TITLE SHEET
SIGN-1A	ROADWAY STANDARD DRAWINGS, SUMMARY OF QUANTITIES AND GENERAL NOTES
SIGN-2-2B	SUPPORT CHART AND DETAILS
SIGN-3-3A	OVERHEAD STRUCTURE LINE DIAGRAMS
SIGN 4-4F	SIGN DESIGNS AND TYPE E & F SIGNS
SIGN-5-10A	EXISTING & PROPOSED SIGN DETAIL SHEETS

CONTACTS: N.C.D.O.T. SIGNING AND DELINEATION UNIT	
<u>Ayman I. Alqudwah, PE</u>	SIGNING & DELINEATION REGIONAL ENGINEER
<u>D. Mitchell Eaton, PE</u>	SIGNING & DELINEATION PROJECT DESIGN ENGINEER




**SEPI**  
ENGINEERING & CONSTRUCTION

1025 Wade Avenue  
Raleigh, NC 27605  
Tel: 919-789-9977  
Fax: 919-789-9591  
License: C-2197

**PLAN PREPARED BY:  
SEPI ENGINEERING & CONSTRUCTION**

Joseph Kopaskie, P.E. PROJECT MANAGER  
Tyler J. Neal, E.I. DESIGN ENGINEER



TIP NO. <b>R-5516</b>	SHEET NO. <b>SIGN-1A</b>
APPROVED: <i>Joseph Kopaskie</i> <small>000REAEFR0AGAF0</small>	
DATE: 3/15/2017	
SEAL 	
<b>DOCUMENT NOT CONSIDERED FINAL UNLESS ALL SIGNATURES COMPLETED</b>	

**ROADWAY STANDARD DRAWING**

THE FOLLOWING ROADWAY STANDARDS AS APPEAR IN "ROADWAY STANDARD DRAWINGS" - PROJECT SERVICES UNIT - N.C. DEPARTMENT OF TRANSPORTATION - RALEIGH, N.C., DATED JANUARY 2012 ARE APPLICABLE TO THIS PROJECT AND BY REFERENCE HEREBY ARE CONSIDERED A PART OF THESE PLANS:

STD. NO.	TITLE
901.10	TYPE 'A' SIGNS
901.20	TYPE 'B' SIGNS
901.50	ARROWS AND SHIELDS
901.70	SIGN STRINGERS AND SUPPORT SPACING
901.80	SIGN MOUNTING DETAILS - FOR TYPE A AND TYPE B SIGNS
903.10	GROUND MOUNTED SIGN SUPPORTS (EXCEPT 1 OF 3 WHICH IS REPLACED BY SIGN-2A AND 2 OF 3 WHICH IS REPLACED BY SIGN-2B)
903.20	WOOD SIGN SUPPORTS
904.10	ORIENTATION OF GROUND MOUNTED SIGNS
904.20	SECONDARY SIGN MOUNTING
904.30	SUPPLEMENTAL SIGN MOUNTING
1264.01	OBJECT MARKERS TYPES
1264.02	OBJECT MARKERS INSTALLATION

**PAY ITEMS**

- SIGN ERECTION, TYPE D, E, AND F
- SIGN ERECTION, TYPE A (OVERHEAD)
- SIGN ERECTION, TYPE A (GROUND MOUNTED)
- DISPOSAL OF SIGN SYSTEM, WOOD
- SIGN ERECTION, RELOCATE SIGN TYPE D
- DISPOSAL OF SUPPORT, WOOD

**PROJECT NOTES**

- DISPOSAL OF SIGN SYSTEM, WOOD
- SIGN ERECTION, RELOCATE SIGN TYPE D
- DISPOSAL OF SUPPORT, WOOD
- RELOCATE SIGN BY OTHERS
- SIGNS TO BE INSTALLED BY OTHERS
- COORDINATE REMOVAL OF SIGN/FLASHER WITH SIGNAL CONTRACTOR

**GENERAL NOTES**

- SIGNS FURNISHED BY STATE
- ALL TYPE 'D' SIGNS SHALL BE MOUNTED ON TWO WOOD POSTS UNLESS OTHERWISE INDICATED ON THE PLANS.
- IF REMOVAL OR RELOCATION OF SIGNS ON PRIVATE STREET (NON-STATE MAINTAINED) IS REQUIRED DUE TO CONSTRUCTION, THE CONTRACTOR SHALL INFORM THE ENGINEER. THE WORK WILL BE COMPLETED BY OTHERS.
- WHEN NOT STATIONED OR DIMENSIONED ON PLANS, ALL 'E' AND 'F' SIGNS SHALL BE FIELD LOCATED BY THE ENGINEER.
- WHEN EXISTING SIGNS ARE REMOVED AND INSTALLED ON NEW SUPPORTS, THE RE-ERECTION SHALL IMMEDIATELY FOLLOW THE REMOVAL.
- THE BACKGROUND FOR TYPE E & F SIGNS SHALL BE TYPE C REFLECTIVE SHEETING.
- DO NOT BEGIN FABRICATION FOR TYPES A & B SIGNS MOUNTED ON STEEL SUPPORTS UNTIL "S" DIMENSIONS HAVE BEEN FIELD VERIFIED.
- SEE ROADWAY PLANS FOR GUARD/GUIDE RAIL DETAILS.

**SUMMARY OF QUANTITIES**

ITEM NO.		ITEM DESCRIPTION	QUANTITY	UNIT
DESC. NO.	SECT. NO.			
4048000000	902	REINFORCED CONCRETE SIGN FOUNDATION	4	C.Y.
4054000000	902	PLAIN CONCRETE SIGN FOUNDATION	1	C.Y.
4057000000	SP	OVERHEAD FOOTING	37	C.Y.
4060000000	903	SUPPORTS, BREAKAWAY STEEL BEAM	4814	LBS
4072000000	903	SUPPORTS, 3 LB STEEL U-CHANNEL (CROSS BRACING)	220	L.F.
4082000000	903	SUPPORTS, WOOD	1905	L.F.
4082100000	SP	SUPPORTS, OVERHEAD SIGN STRUCTURE AT STATION 96+78 -L-	1	L.S.
4072000000	SP	SUPPORTS, OVERHEAD SIGN STRUCTURE AT STATION 21+00 -YWB01-	1	L.S.
4096000000	904	SIGN ERECTION, TYPE D	5	EA
4102000000	904	SIGN ERECTION, TYPE E	78	EA
4108000000	904	SIGN ERECTION, TYPE F	11	EA
4110000000	904	SIGN ERECTION, TYPE A (GROUND MOUNTED)	9	EA
4116100000	904	SIGN ERECTION, RELOCATE SIGN TYPE D (GROUND MOUNTED)	4	EA
4141000000	907	DISPOSAL OF SUPPORT, WOOD	4	EA
4158000000	907	DISPOSAL OF SIGN SYSTEM, WOOD	49	EA
4370000000	SP	DISPOSAL OF FLASHER	1	LS

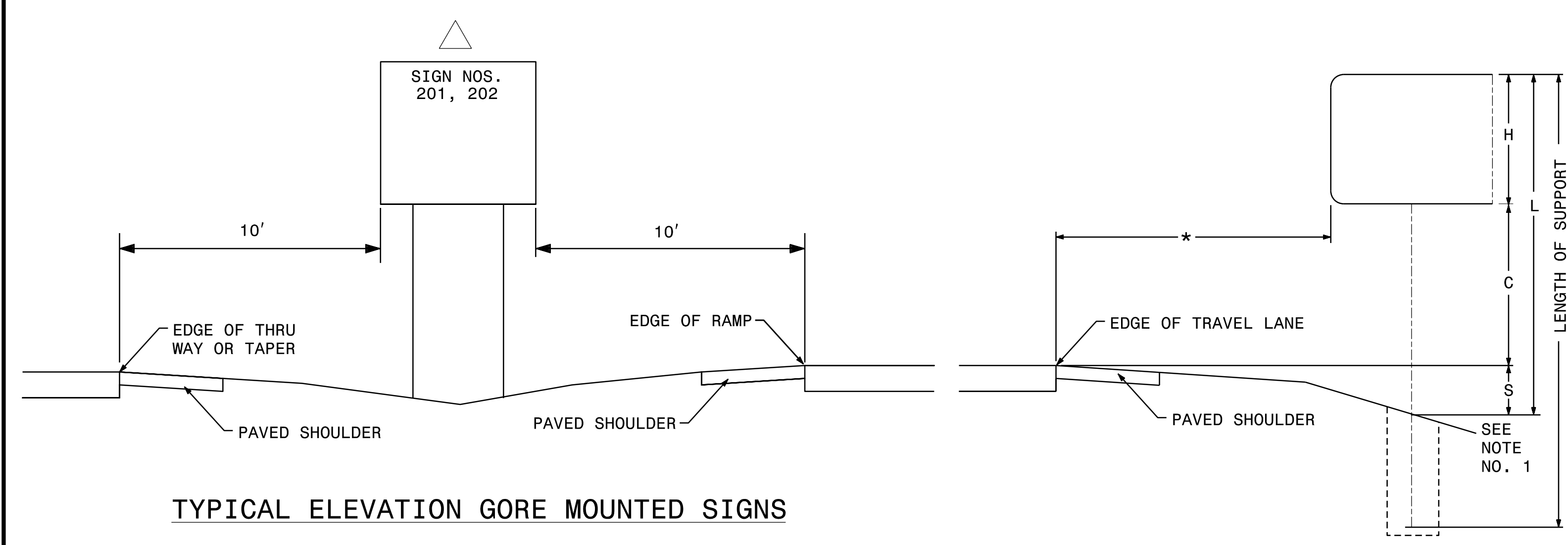
3/15/2017 11:58:00 AM \\S:\SIGNED\SIGN-1A.dgn

**SEPI**  
ENGINEERING & CONSTRUCTION  
1025 Wade Avenue  
Raleigh, NC 27605  
Tel: 919-789-9977  
Fax: 919-789-9591  
License: C-2197

**ROADWAY STANDARD DRAWINGS  
SUMMARY OF QUANTITIES  
AND GENERAL NOTES**

TIP NO. <b>R-5516</b>	SHEET NO. <b>SIGN-2</b>
APPROVED: <i>Joseph Kopaskie</i> <small>9C08EAEF80A54FA...</small>	
DATE: 3/15/2017	
<b>DOCUMENT NOT CONSIDERED FINAL UNLESS ALL SIGNATURES COMPLETED</b>	

SIGN NUMBER	SIGN TYPE	SIGN SIZE (in.)			ROADWAY STATION	NUMBER OF SUPPORTS	BEAM SECTION	SUPPORT TYPE BA or S	OMNI COUPLER	ATTACHMENT METHOD	MOUNTING METHOD	HORIZONTAL CLEARANCE* (ft.)	SUPPORT SPACING	LENGTH (ft)			LEFT SUPPORT (ft)			CENTER SUPPORT (ft)			RIGHT SUPPORT (ft)			SUPPORT WEIGHTS		FOOTINGS				FIELD VERIFIED SEE NOTE 2 (mm/dd/yy)																							
		w	x	h										SNS HT "H"	MTG HT "C"	EMBED- MENT	S	L	LENGTH	S	L	LENGTH	S	L	LENGTH	B/A (lbs.)	SIMPLE (lbs.)	DIAMETER (ft.)	DEPTH (ft.)	REINFORCED (c.y.)	PLAIN (c.y.)																								
101	A	192	x	102	36+00 -L-	2	W6x16	BA	N/A	N/A	N/A	18.00	9.38	8.50	7.00	4.0	2.50	18.00	22.00	0.00	0.00	0.00	3.00	18.50	22.50	806.00	0	1.5	4.5	0.59	0.00																								
102A	A	192	x	24	62+00 -L-	2	W8x18	BA	N/A	II	N/A	18.00	9.38	11.50	7.00	4.5	1.90	20.40	24.90	0.00	0.00	0.00	3.50	22.00	26.50	1065.20	0	2.0	5	1.16	0.00																								
102B	A	192	x	114																																																			
103	A	192	x	102	124+50-L-	2	W6x16	BA	N/A	N/A	N/A	18.00	9.38	8.50	7.00	4.0	1.60	17.10	21.10	0.00	0.00	0.00	4.00	19.50	23.50	807.60	0	1.5	4.5	0.59	0.00																								
104	A	96	x	60	47+00 -YEB01-	2	S4x7.7	BA	N/A	N/A	N/A	18.00	4.69	5.00	7.00	3.0	2.50	14.50	17.50	0.00	0.00	0.00	4.00	16.00	19.00	321.05	0	1.0	3.5	0.00	0.20																								
105	A	108	x	120	52+00 -L-	2	W6x12	BA	N/A	N/A	N/A	18.00	5.27	10.00	7.00	3.5	1.00	18.00	21.50	0.00	0.00	0.00	2.00	19.00	22.50	606.00	0	1.5	4	0.52	0.00																								
106	A	108	x	120	104+00 -L-	2	W6x12	BA	N/A	N/A	N/A	18.00	5.27	10.00	7.00	3.5	2.00	19.00	22.50	0.00	0.00	0.00	3.40	20.40	23.90	634.80	0	1.5	4	0.52	0.00																								
201	A	72	x	60	68+97 -L-	1	W6x16	BA	N/A	N/A	N/A	Δ	0.00	5.00	7.00	2.5	0.00	0.00	0.00	0.40	12.40	14.90	0.00	0.00	0.00	285.40	0	1.5	3	0.20	0.00																								
202	A	72	x	60	91+78 -L-	1	W6x16	BA	N/A	N/A	N/A	Δ	0.00	5.00	7.00	2.5	0.00	0.00	0.00	0.50	12.50	15.00	0.00	0.00	0.00	287.00	0	1.5	3	0.20	0.00																								
																							TOTAL		TOTAL		TOTAL		TOTAL																										
																							USE:	4814.00	0.00																														



- NOTES
- DIMENSION "S" REPRESENTS AN INCREASE (+), OR A DECREASE (-) IN POLE LENGTH, RELATIVE TO THE ELEVATION OF THE EDGE OF PAVEMENT.
  - FIELD VERIFICATIONS SHALL BE REQUIRED FOR ALL SUPPORTS, SEE (\*) ARTICLE 903-3. FABRICATORS SHALL BE AISC CERTIFIED IN CATEGORY 1, SEE (\*) ARTICLE 1072-1. (\*) = N.C.D.O.T. STANDARD SPECIFICATIONS FOR ROADS AND STRUCTURES.
  - PLAN LOCATIONS FOR EXISTING UTILITIES ARE BASED ON THE BEST AVAILABLE INFORMATION AND, THEREFORE MAY NOT BE PRECISELY ACCURATE. THEREFORE, IT IS INCUMBENT UPON THE CONTRACTOR TO DETERMINE THE EXACT LOCATION OF UTILITIES BEFORE BEGINNING WORK IN A LOCATION.


3/15/2017 10:58:11 AM Signing SIGN-2.dgn

**SEPI**  
ENGINEERING & CONSTRUCTION

1025 Wade Avenue  
Raleigh, NC 27605  
Tel: 919-789-9977  
Fax: 919-789-9591  
License: C-2197

**TYPE "A" AND TYPE "B"  
GROUND MOUNTED SIGNS**

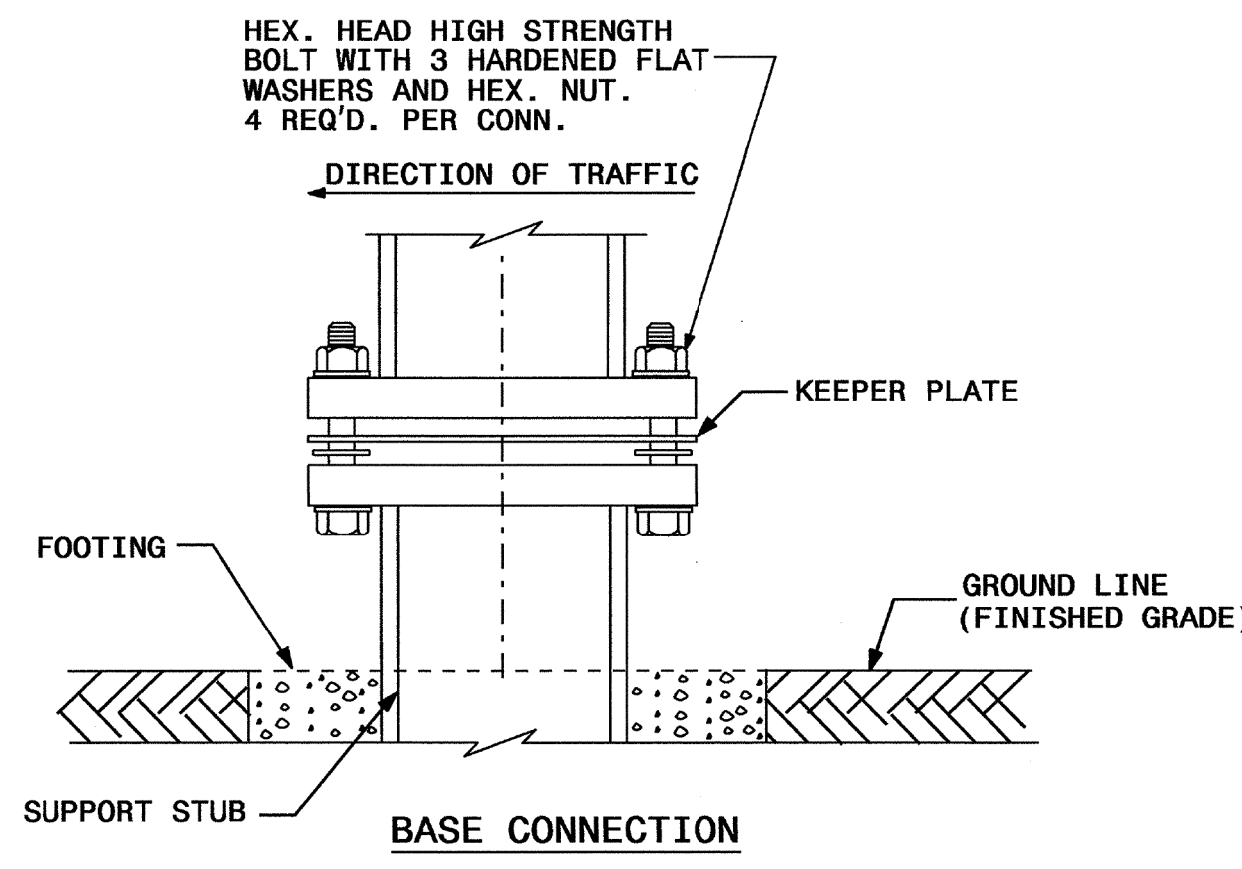
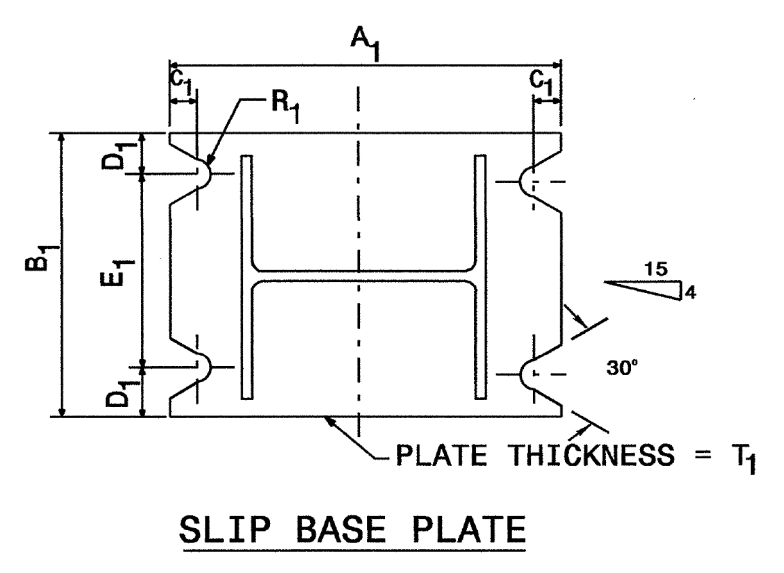
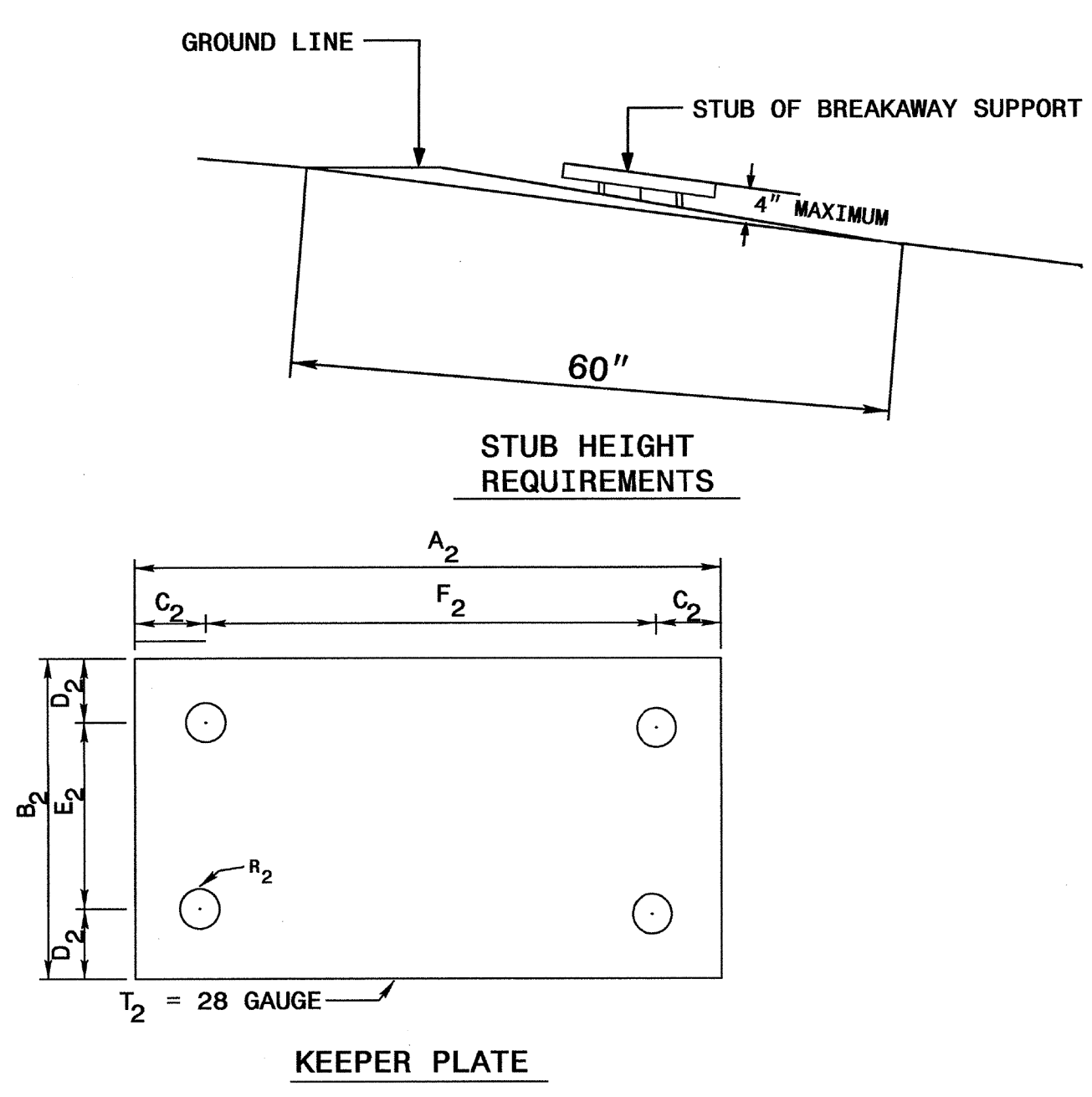
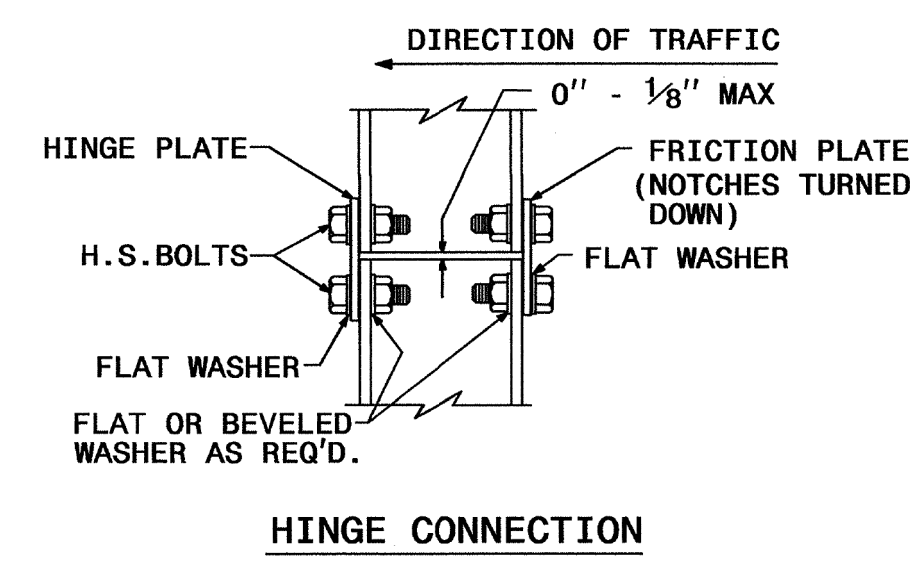
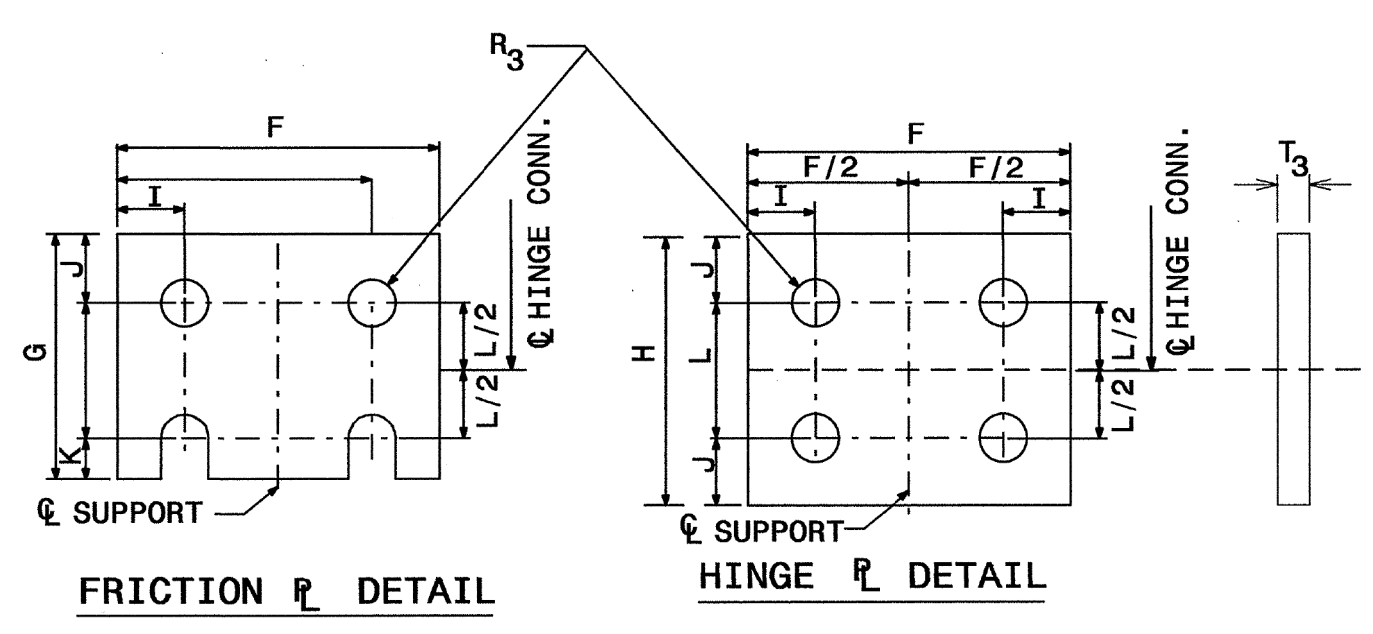
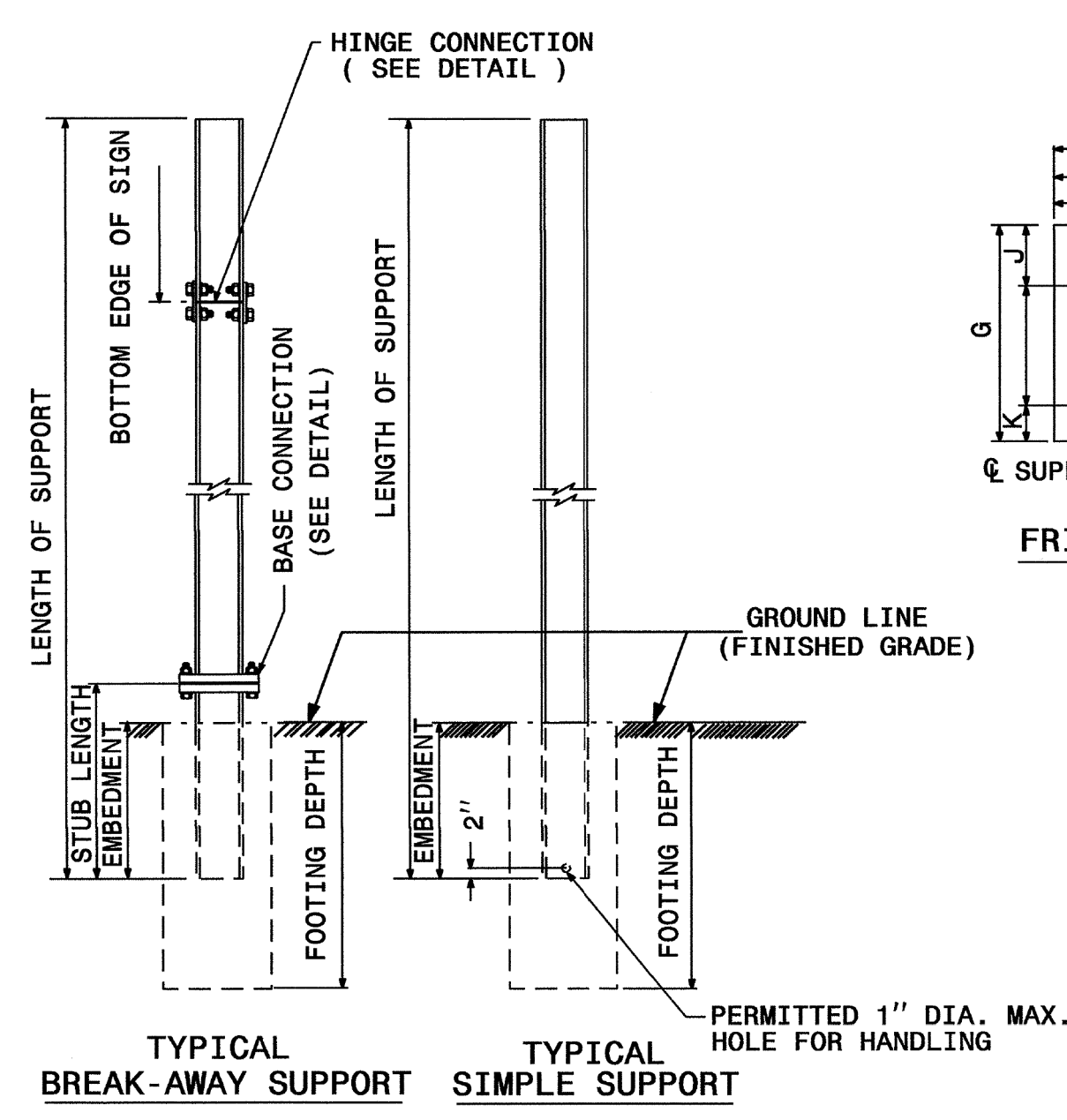


TIP NO. R-5516	SHEET NO. SIGN-2A
APPROVED: <i>Joseph Kopaschik</i> SCDREAEFBUSAEFA	
DATE: 3/15/2017	
	
<p><b>DOCUMENT NOT CONSIDERED FINAL UNLESS ALL SIGNATURES COMPLETED</b></p>	

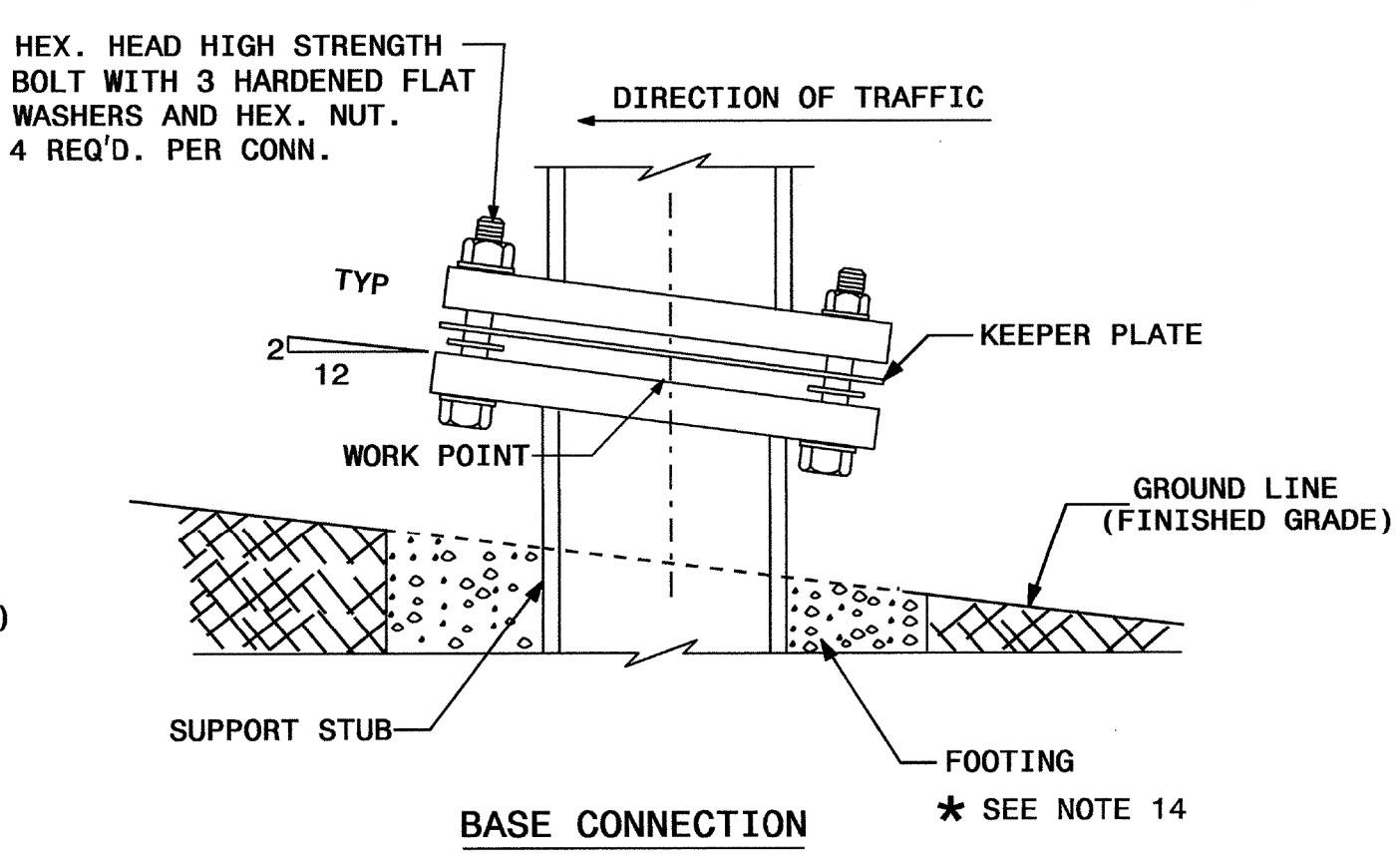
STATE OF NORTH CAROLINA  
 DEPT. OF TRANSPORTATION  
 DIVISION OF HIGHWAYS  
 RALEIGH, N.C.

ENGLISH STANDARD DRAWING FOR  
**GROUND MOUNTED SIGN SUPPORTS**

SHEET 1 OF 3  
**903D10**



SEE SHEET 2 OF 3 FOR  
 BASE CONNECTION DATA  
 HINGE CONNECTION DATA  
 & FOUNDATION DATA.  
 SEE SHEET 3 OF 3 FOR  
 GENERAL NOTES.




STATE OF NORTH CAROLINA  
 DEPT. OF TRANSPORTATION  
 DIVISION OF HIGHWAYS  
 RALEIGH, N.C.

ENGLISH STANDARD DRAWING FOR  
**GROUND MOUNTED SIGN SUPPORTS**

SHEET 1 OF 3  
**903D10**



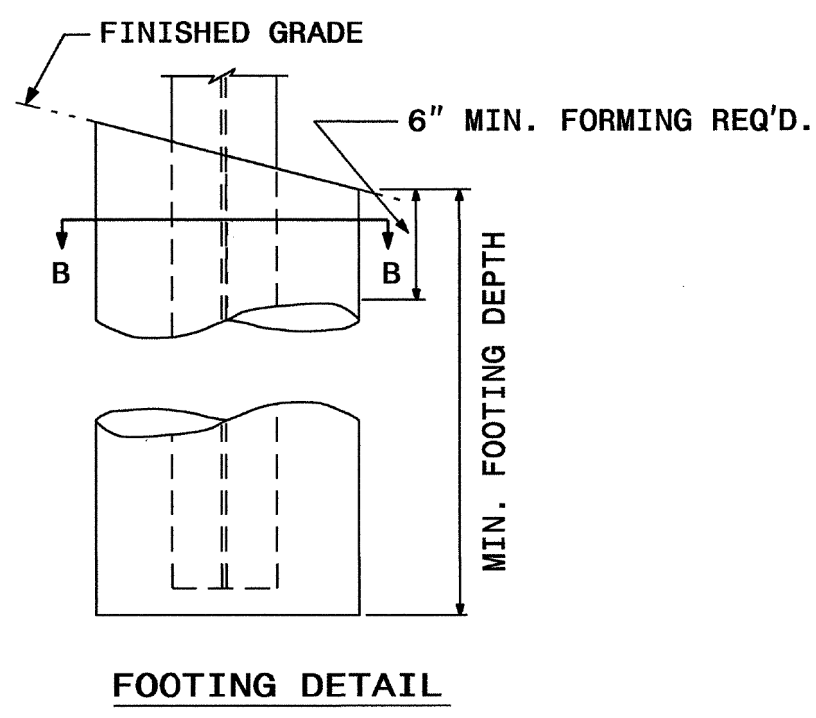
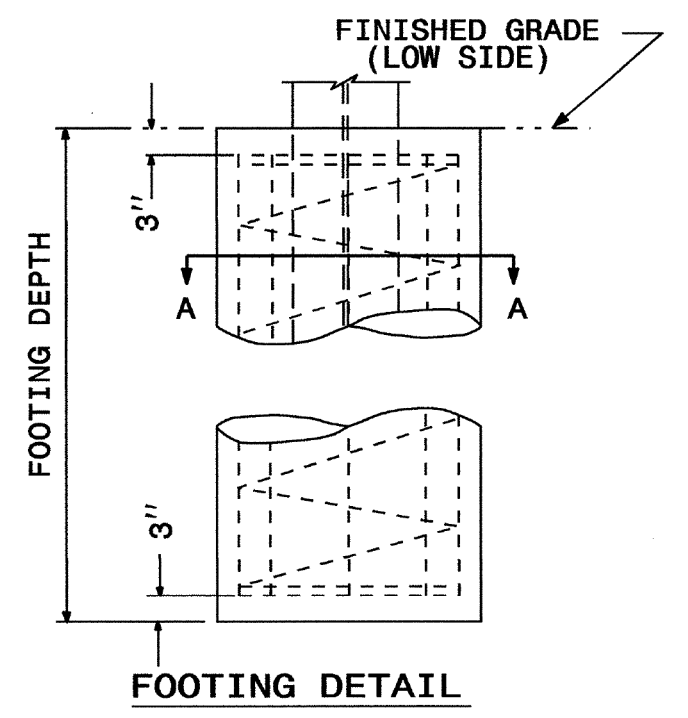
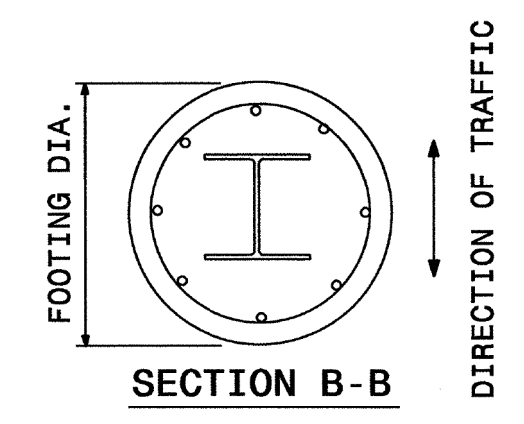
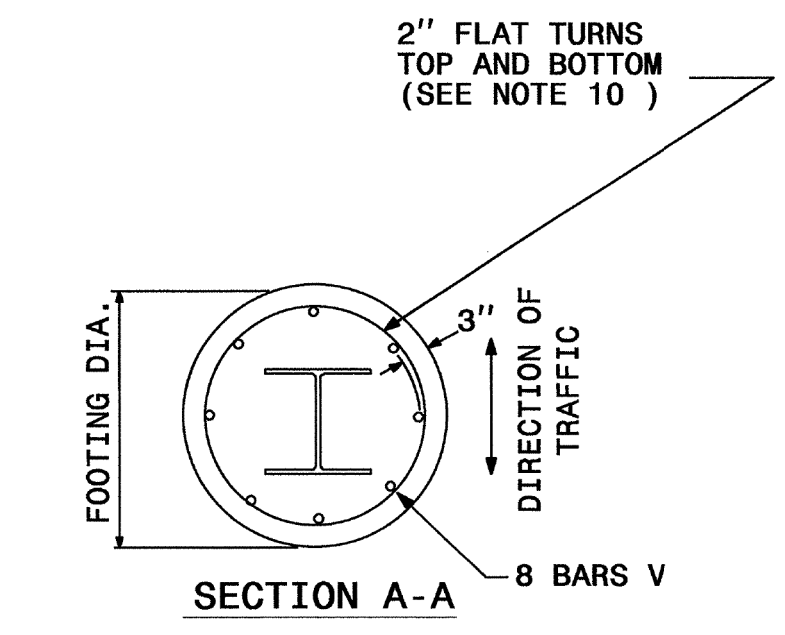
TIP NO. R-5516	SHEET NO. SIGN-2B
APPROVED: <i>Joseph Kopaskie</i> S00REAEF90A84FA	
DATE: 3/15/2017	
	
DOCUMENT NOT CONSIDERED FINAL UNLESS ALL SIGNATURES COMPLETED	

STATE OF NORTH CAROLINA  
 DEPT. OF TRANSPORTATION  
 DIVISION OF HIGHWAYS  
 RALEIGH, N.C.

ENGLISH DETAIL DRAWING FOR  
**GROUND MOUNTED SIGN SUPPORTS**

SHEET 2 OF 3  
**903D10**

BEAM SHAPE	SLIP BASE PLATE DATA								KEEPER PLATE DATA								HINGE CONNECTION DATA								BREAK AWAY SUPPORT WEIGHT CONSTANT LBS.	
	BOLT SIZE	A <sub>1</sub>	B <sub>1</sub>	C <sub>1</sub>	D <sub>1</sub>	E <sub>1</sub>	T <sub>1</sub>	R <sub>1</sub>	A <sub>2</sub>	B <sub>2</sub>	C <sub>2</sub>	D <sub>2</sub>	E <sub>2</sub>	R <sub>2</sub>	T <sub>2</sub>	BOLT SIZE	F	G	H	I	J	K	L	R <sub>3</sub>		T <sub>3</sub>
S3X5.7	1/2"DIA. X 3/4"	7"	4"	1"	3/4"	2 1/2"	1"	3/32"	7"	4"	1"	3/4"	2 1/2"	3/32"	28 GAUGE	1/2"DIA. X 1 3/4"	2 1/4"	3 1/2"	4"	1/2"	1"	1/2"	2"	3/32"	3/8"	18
S4X7.7	1/2"DIA. X 3/4"	8"	4"	1"	3/4"	2 1/2"	1"	3/32"	8"	4"	1"	3/4"	2 1/2"	3/32"	28 GAUGE	1/2"DIA. X 1 3/4"	2 5/8"	3 1/2"	4"	1/2"	1"	1/2"	2"	3/32"	3/8"	20
W6X9	1/2"DIA. X 3/4"	10"	5"	1"	3/4"	3 1/2"	1"	3/32"	10"	5"	1"	3/4"	3 1/2"	3/32"	28 GAUGE	1/2"DIA. X 1 3/4"	4"	3 1/2"	4"	3/4"	1"	1/2"	2"	3/32"	3/8"	32
W6X12	5/8"DIA. X 4"	11"	5"	1 1/4"	7/8"	3 1/4"	1 1/4"	11/32"	11"	5"	1 1/4"	7/8"	3 1/4"	11/32"	28 GAUGE	5/8"DIA. X 2"	4"	4"	4 1/2"	3/4"	1 1/8"	5/8"	2 1/4"	11/32"	3/8"	39
W6X16	5/8"DIA. X 4 1/2"	12"	6"	1 1/4"	7/8"	4 1/4"	1 1/2"	11/32"	12"	6"	1 1/4"	7/8"	4 1/4"	11/32"	28 GAUGE	5/8"DIA. X 2 1/4"	4"	4"	4 1/2"	3/4"	1 1/8"	5/8"	2 1/4"	11/32"	1/2"	47
W8X18	5/8"DIA. X 4 1/2"	13 1/2"	6 1/2"	1 1/4"	7/8"	4 3/4"	1 1/2"	11/32"	13 1/2"	6 1/2"	1 1/4"	7/8"	4 3/4"	11/32"	28 GAUGE	5/8"DIA. X 2 1/4"	5 1/4"	4"	4 1/2"	1"	1 1/8"	5/8"	2 1/4"	11/32"	1/2"	70
W8X21	3/4"DIA. X 4 1/2"	14"	7"	1 1/2"	1"	5"	1 1/2"	13/32"	14"	7"	1 1/2"	1"	5"	13/32"	28 GAUGE	3/4"DIA. X 2 1/2"	5 1/4"	6"	7"	1"	1 3/4"	3/4"	3 1/2"	13/32"	1/2"	73
W10X22	3/4"DIA. X 4 1/2"	16"	8"	1 1/2"	1"	6"	1 1/2"	13/32"	16"	8"	1 1/2"	1"	6"	13/32"	28 GAUGE	3/4"DIA. X 2 1/2"	5 3/4"	6"	7"	1"	1 3/4"	3/4"	3 1/2"	13/32"	1/2"	119
W10X26	3/4"DIA. X 5 1/2"	16 1/2"	8"	1 1/2"	1"	6"	1 3/4"	13/32"	16 1/2"	8"	1 1/2"	1"	6"	13/32"	28 GAUGE	3/4"DIA. X 2 3/4"	5 3/4"	6"	7"	1"	1 3/4"	3/4"	3 1/2"	13/32"	5/8"	140
W12X26	3/4"DIA. X 5 1/2"	18 1/2"	9"	1 1/2"	1"	7"	1 3/4"	13/32"	18 1/2"	9"	1 1/2"	1"	7"	13/32"	28 GAUGE	3/4"DIA. X 2 3/4"	6 1/2"	6"	7"	1"	1 3/4"	3/4"	3 1/2"	13/32"	5/8"	176
W14X30	1"DIA. X 6"	22"	9"	2"	1 1/2"	6"	2"	17/32"	22"	9"	2"	1 1/2"	6"	17/32"	28 GAUGE	1"DIA. X 3"	6 3/4"	7"	8"	1 1/4"	2"	1"	4"	17/32"	5/8"	205
W16X31	1"DIA. X 6"	24"	9"	2"	1 1/2"	6"	2"	17/32"	24"	9"	2"	1 1/2"	6"	17/32"	28 GAUGE	1"DIA. X 3"	5 1/2"	7"	8"	1 1/4"	2"	1"	4"	17/32"	3/4"	223
W18X35	1"DIA. X 6"	25"	9"	2"	1 1/2"	6"	2"	17/32"	25"	9"	2"	1 1/2"	6"	17/32"	28 GAUGE	1"DIA. X 3"	6"	7"	8"	1 1/4"	2"	1"	4"	17/32"	3/4"	243
W18X40	1"DIA. X 6 1/2"	26"	9"	2"	1 1/2"	6"	2 1/4"	17/32"	26"	9"	2"	1 1/2"	6"	17/32"	28 GAUGE	1"DIA. X 3 1/2"	6"	7"	8"	1 1/4"	2"	1"	4"	17/32"	7/8"	278
W21X44	1"DIA. X 7"	29"	9"	2"	1 1/2"	6"	2 1/2"	17/32"	29"	9"	2"	1 1/2"	6"	17/32"	28 GAUGE	1"DIA. X 3 1/2"	6 1/2"	7"	8"	1 1/4"	2"	1"	4"	17/32"	7/8"	310



FOUNDATION DATA *		
FOOTING DIAMETER	REINFORCEMENT	SPIRAL BAR
1'-6"	8 # 6 BARS	#3 BAR, 6" PITCH
2'	8 # 7 BARS	#3 BAR, 6" PITCH
2'-6"	8 # 9 BARS	#3 BAR, 6" PITCH
3'	8 # 11 BARS	#3 BAR, 6" PITCH
3'-6"	8 # 12 BARS	#3 BAR, 6" PITCH
4'	8 # 14 BARS	#3 BAR, 6" PITCH

\* FOUNDATION DIMENSIONS ARE SHOWN IN PLANS


STATE OF NORTH CAROLINA  
 DEPT. OF TRANSPORTATION  
 DIVISION OF HIGHWAYS  
 RALEIGH, N.C.

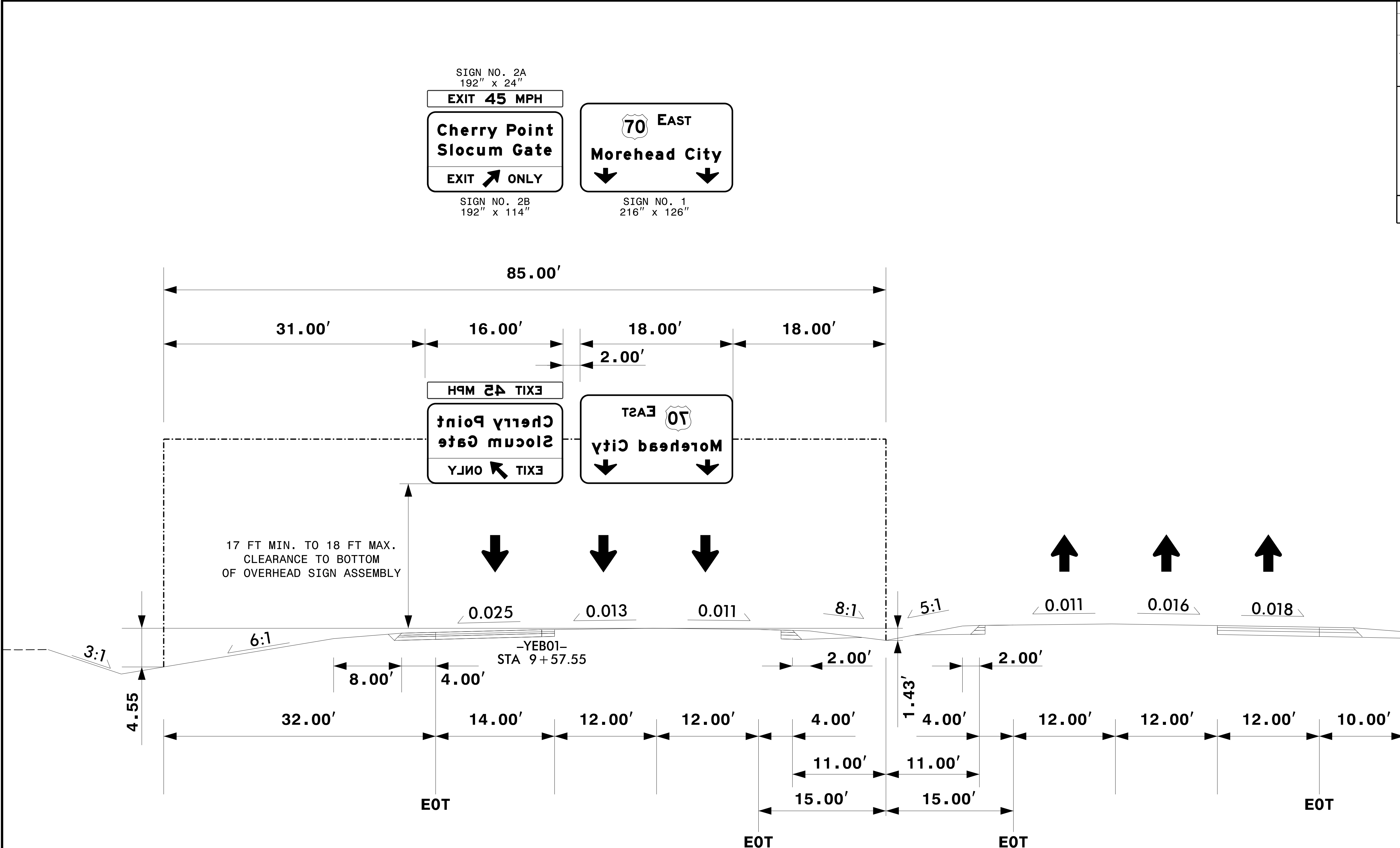
ENGLISH DETAIL DRAWING FOR  
**GROUND MOUNTED SIGN SUPPORTS**

SHEET 2 OF 3  
**903D10**

**SEPI**  
ENGINEERING & CONSTRUCTION  
1025 Wade Avenue  
Raleigh, NC 27605  
Tel: 919-789-9977  
Fax: 919-789-9591  
License: C-2197

**REVISED SIGNING  
ROADWAY STANDARD DRAWING**

TIP NO. <b>R-5516</b>	SHEET NO. <b>SIGN-3</b>
APPROVED: <i>Joseph Kopaske</i> <small>SECD09EAF68A54FA...</small>	
DATE: 3/15/2017	
SEAL 	
<b>DOCUMENT NOT CONSIDERED FINAL UNLESS ALL SIGNATURES COMPLETED</b>	



**US 70 Eastbound**

**US 70 Westbound**

- NOTES:
- IF THE CONTRACTOR BIDS ALUMINUM SIGN STRUCTURE, EACH SHALL BE PROVIDED WITH AN APPROVED HIGHWAY TRUSS DAMPER DEVICE IN ACCORDANCE WITH AASHTO SPECIFICATIONS.
  - MOUNT SIGNS VERTICALLY CENTERED ON HORIZONTAL MEMBER OF STRUCTURE.
  - FIELD VERIFICATION SHALL BE REQUIRED FOR ALL FOOTING ELEVATIONS, PER THE LATEST NCDOT STANDARD SPECIFICATIONS FOR ROADS AND STRUCTURES. PROVIDE FIELD VERIFICATION TO THE SIGNING SECTION.
  - THE TOP OF THE FOOTING SHALL EXTEND AT LEAST 4 INCHES AND NOT MORE THAN 24 INCHES ABOVE THE HIGHEST POINT OF THE GROUND SURFACE AT THE FOOTING.
  - SIGN HANGERS AND ATTACHMENT HARDWARE SHALL BE PROVIDED AND INSTALLED ON THE ASSEMBLY TO ACCOMMODATE ALL SIGNS SHOWN IN THIS PLAN SHEET.
  - DESIGN AND CONSTRUCTION REQUIREMENTS FOR SIGN STRUCTURES SHALL ACCOMMODATE WIND VELOCITY OF 130 M.P.H.


3/15/2017  
US70-3.dgn

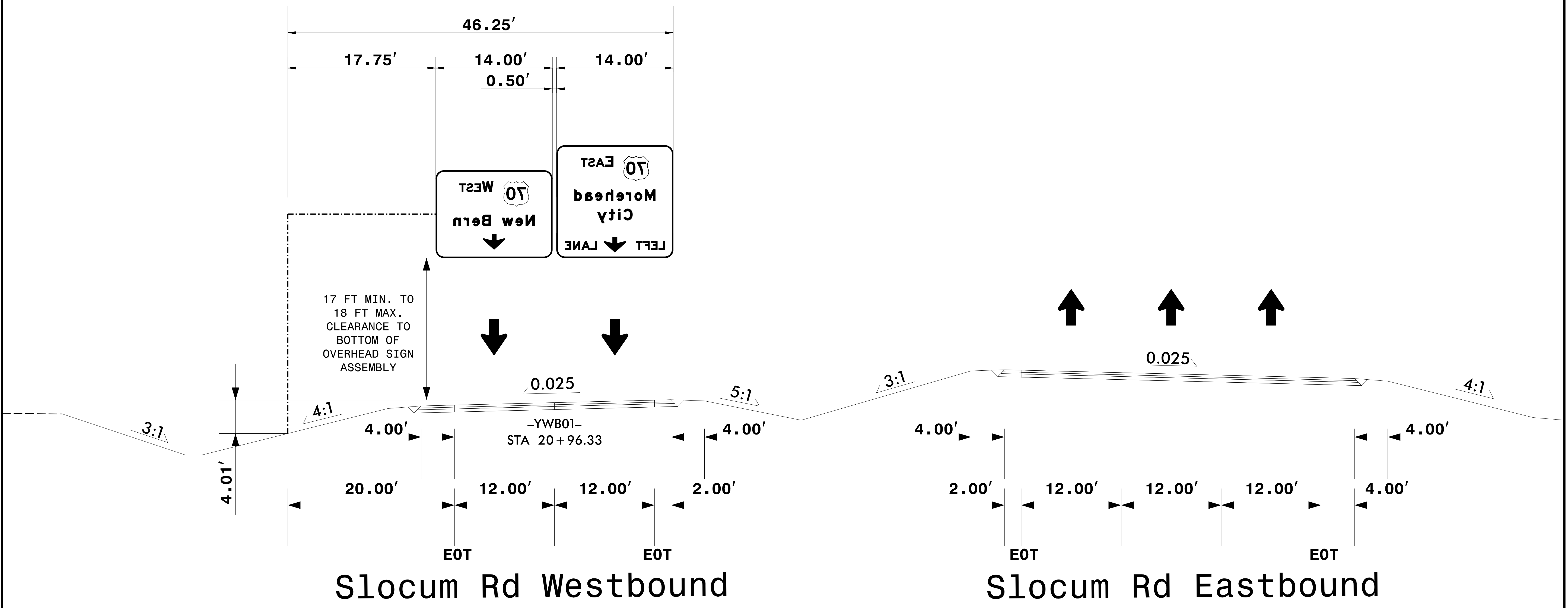
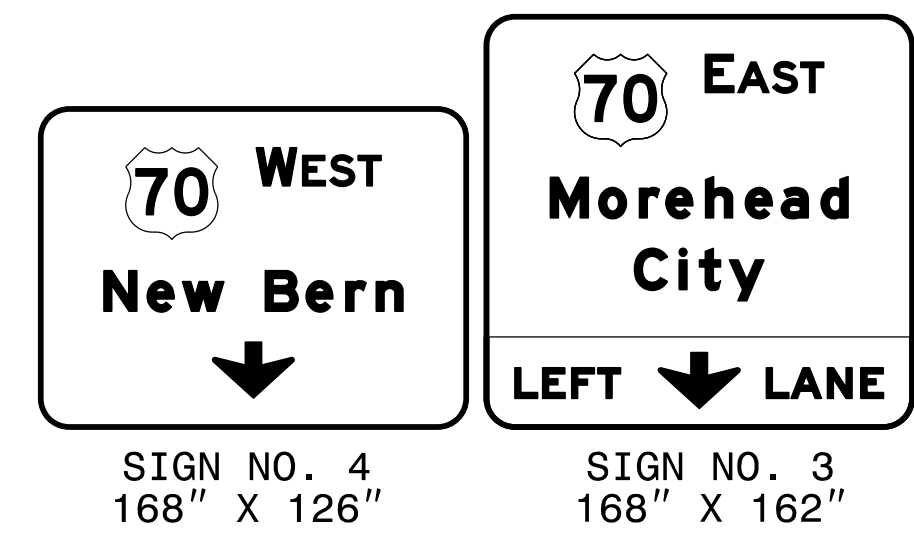
**SEPI**  
ENGINEERING & CONSTRUCTION

1025 Wade Avenue  
Raleigh, NC 27605  
Tel: 919-789-9977  
Fax: 919-789-9591  
License: C-2197

**OVERHEAD ASSEMBLY "A"**  
**STA. 96+78 -L-**  
**US 70**



TIP NO. <b>R-5516</b>	SHEET NO. <b>SIGN-3A</b>
APPROVED: <i>Joseph Kapaskie</i> <small>DocuSigned by: RCDSEAF89AS4EA</small>	
DATE: 3/15/2017	
SEAL 	
<b>DOCUMENT NOT CONSIDERED FINAL UNLESS ALL SIGNATURES COMPLETED</b>	



- NOTES:
- IF THE CONTRACTOR BIDS ALUMINUM SIGN STRUCTURE, EACH SHALL BE PROVIDED WITH AN APPROVED HIGHWAY TRUSS DAMPER DEVICE IN ACCORDANCE WITH AASHTO SPECIFICATIONS.
  - MOUNT SIGNS VERTICALLY CENTERED ON HORIZONTAL MEMBER OF STRUCTURE.
  - FIELD VERIFICATION SHALL BE REQUIRED FOR ALL FOOTING ELEVATIONS, PER THE LATEST NCDOT STANDARD SPECIFICATIONS FOR ROADS AND STRUCTURES. PROVIDE FIELD VERIFICATION TO THE SIGNING SECTION.
  - THE TOP OF THE FOOTING SHALL EXTEND AT LEAST 4 INCHES AND NOT MORE THAN 24 INCHES ABOVE THE HIGHEST POINT OF THE GROUND SURFACE AT THE FOOTING.
  - SIGN HANGERS AND ATTACHMENT HARDWARE SHALL BE PROVIDED AND INSTALLED ON THE ASSEMBLY TO ACCOMMODATE ALL SIGNS SHOWN IN THIS PLAN SHEET.
  - DESIGN AND CONSTRUCTION REQUIREMENTS FOR SIGN STRUCTURES SHALL ACCOMMODATE WIND VELOCITY OF 130 M.P.H.


3/15/2017  
11:58:11 AM  
R:\Signing\SIGN-3A.dgn

**SEPI**  
ENGINEERING & CONSTRUCTION

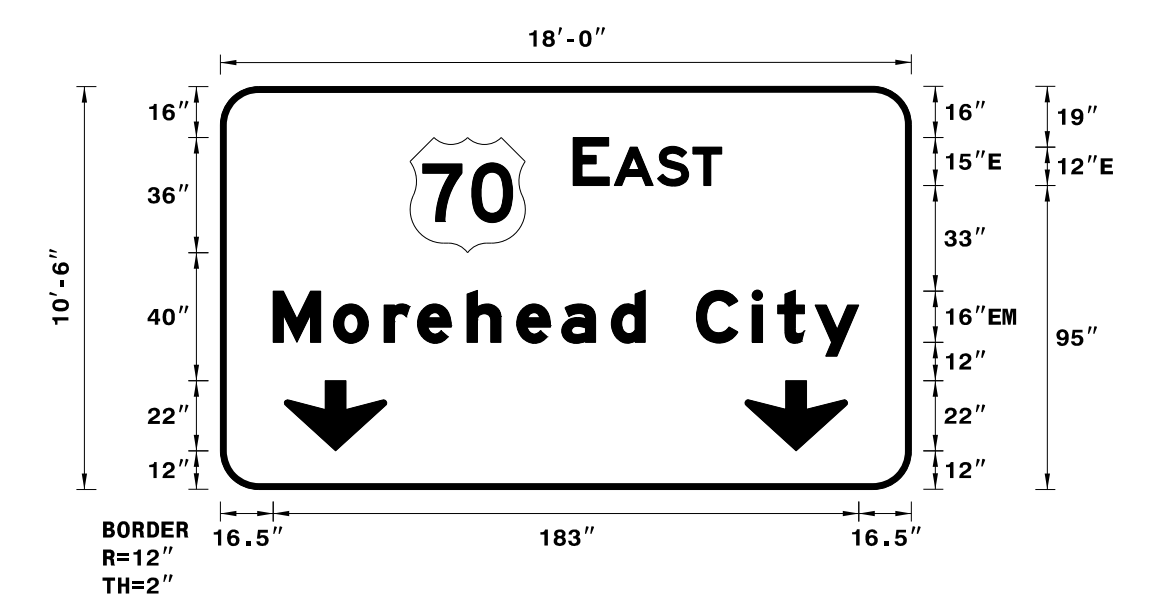
1025 Wade Avenue  
Raleigh, NC 27605  
Tel: 919-789-9977  
Fax: 919-789-9591  
License: C-2197

**OVERHEAD ASSEMBLY "B"**  
**STA. 21+00 -YWB01-**  
**SLOCUM RD**



TIP NO.	SHEET NO.
R-5516	SIGN-4
APPROVED: <i>Joseph Kopasnik</i>	
DATE: 3/15/2017	
	
<b>DOCUMENT NOT CONSIDERED FINAL UNLESS ALL SIGNATURES COMPLETED</b>	

SIGN NUMBER: 1 TYPE: A QUANTITY: 1 SIGN WIDTH: 18'-0" HEIGHT: 10'-6" TOTAL AREA: 189.0 Sq.Ft. BORDER TYPE: FLUSH RECESS: 0" WIDTH: 2" RADII: 12" NO. Z BARS: 3 LENGTH: 208.0	BACKG COLOR: Green COPY COLOR: White <table border="1"> <thead> <tr> <th>SYMBOL</th> <th>X</th> <th>Y</th> <th>WID</th> <th>HT</th> </tr> </thead> <tbody> <tr> <td>M1_4</td> <td>59.3</td> <td>74</td> <td>36</td> <td>36</td> </tr> <tr> <td>ARDOWN</td> <td>20</td> <td>12.1</td> <td>32</td> <td>22</td> </tr> <tr> <td>ARDOWN</td> <td>164</td> <td>12.1</td> <td>32</td> <td>22</td> </tr> </tbody> </table> MAT'L: 0.125" (3.2 mm) ALUMINUM	SYMBOL	X	Y	WID	HT	M1_4	59.3	74	36	36	ARDOWN	20	12.1	32	22	ARDOWN	164	12.1	32	22	DESIGN BY: JBK PROJECT ID: R-5516 CHECKED BY: TJN LOCATION: CRAVEN COUNTY Oct 18, 2016 DIV: 02
SYMBOL	X	Y	WID	HT																		
M1_4	59.3	74	36	36																		
ARDOWN	20	12.1	32	22																		
ARDOWN	164	12.1	32	22																		



Spacing Factor is 1 unless specified otherwise

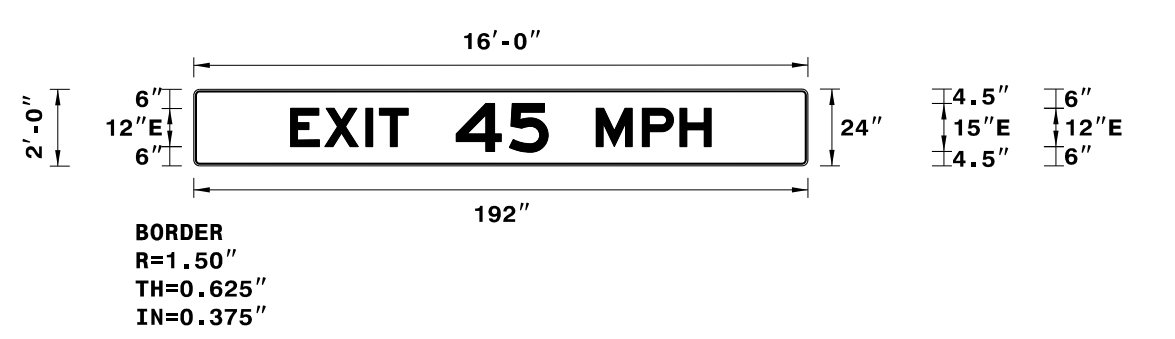
LETTER POSITIONS

Letter spacings are to start of next letter

Series/Size	Text Length
E 2000	46.4
EM 2000	183

FILENAME: R-5516\_Sign Designs NORTH CAROLINA D.O.T. SIGN DETAIL

SIGN NUMBER: 2A TYPE: A QUANTITY: 1 SIGN WIDTH: 16'-0" HEIGHT: 2'-0" TOTAL AREA: 32.0 Sq.Ft. BORDER TYPE: FLUSH RECESS: 0.375" WIDTH: 0.625" RADII: 1.5" NO. Z BARS: 2 LENGTH: 184.0	BACKG COLOR: Yellow COPY COLOR: Black <table border="1"> <thead> <tr> <th>SYMBOL</th> <th>X</th> <th>Y</th> <th>WID</th> <th>HT</th> </tr> </thead> <tbody> </tbody> </table> MAT'L: 0.125" (3.2 mm) ALUMINUM	SYMBOL	X	Y	WID	HT	DESIGN BY: JBK PROJECT ID: R-5516 CHECKED BY: TJN LOCATION: CRAVEN COUNTY Nov 30, 2016 DIV: 02
SYMBOL	X	Y	WID	HT			



Spacing Factor is 1 unless specified otherwise

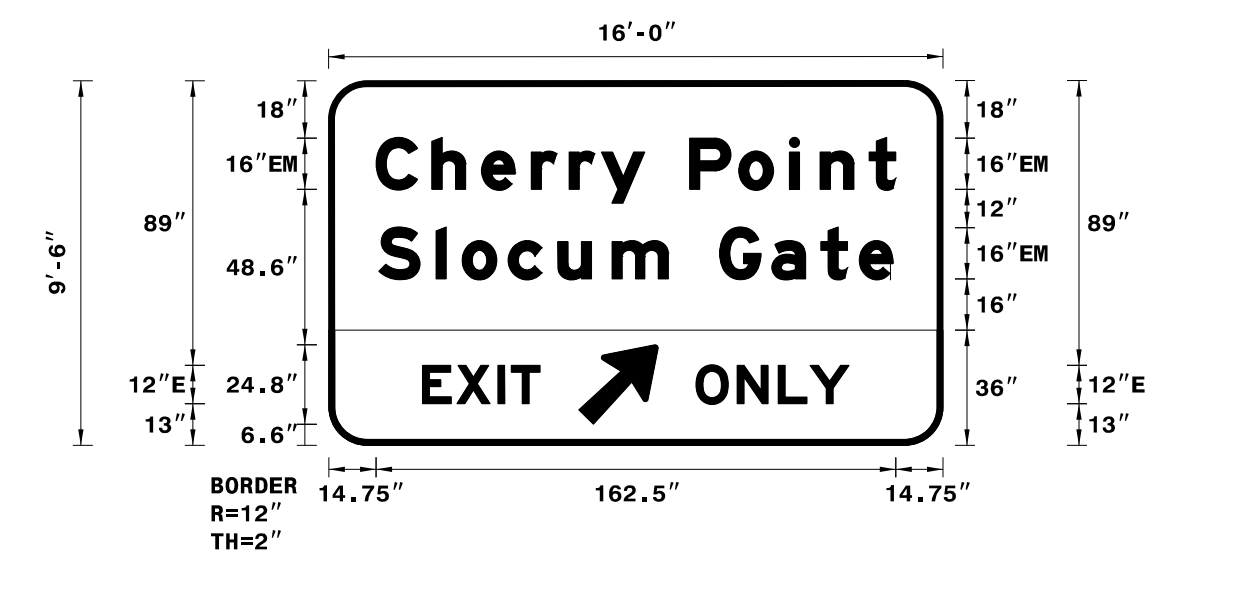
LETTER POSITIONS

Letter spacings are to start of next letter

Series/Size	Text Length
E 2000	131.4

FILENAME: R-5516\_Sign Designs NORTH CAROLINA D.O.T. SIGN DETAIL

SIGN NUMBER: 2B TYPE: A QUANTITY: 1 SIGN WIDTH: 16'-0" HEIGHT: 9'-6" TOTAL AREA: 152.0 Sq.Ft. BORDER TYPE: FLUSH RECESS: 0" WIDTH: 2" RADII: 12" NO. Z BARS: 3 LENGTH: 184.0	BACKG COLOR: Green COPY COLOR: White <table border="1"> <thead> <tr> <th>SYMBOL</th> <th>X</th> <th>Y</th> <th>WID</th> <th>HT</th> </tr> </thead> <tbody> <tr> <td>AR_Type A</td> <td>78.2</td> <td>6.6</td> <td>20</td> <td>31.5</td> </tr> </tbody> </table> MAT'L: 0.125" (3.2 mm) ALUMINUM	SYMBOL	X	Y	WID	HT	AR_Type A	78.2	6.6	20	31.5	DESIGN BY: JBK PROJECT ID: R-5516 CHECKED BY: TJN LOCATION: CRAVEN COUNTY Nov 30, 2016 DIV: 02
SYMBOL	X	Y	WID	HT								
AR_Type A	78.2	6.6	20	31.5								



Spacing Factor is 1 unless specified otherwise

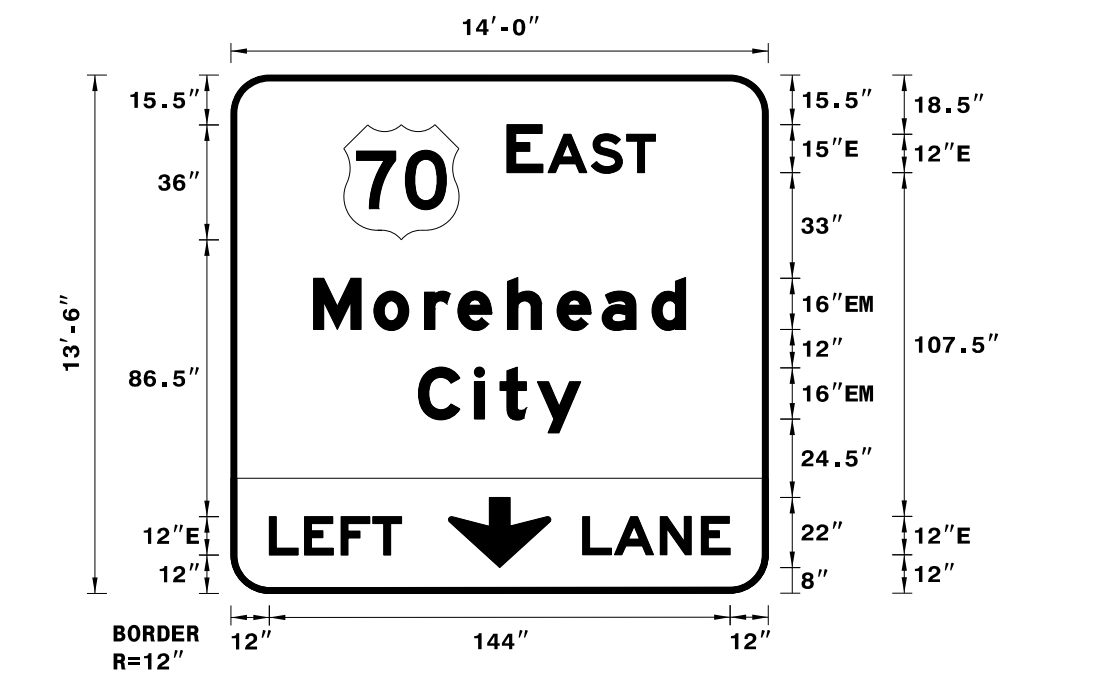
LETTER POSITIONS

Letter spacings are to start of next letter

Series/Size	Text Length
EM 2000	162.5
EM 2000	160.8
E 2000	36.7
E 2000	47.9

FILENAME: R-5516\_Sign Designs NORTH CAROLINA D.O.T. SIGN DETAIL

SIGN NUMBER: 3 TYPE: A QUANTITY: 1 SIGN WIDTH: 14'-0" HEIGHT: 13'-6" TOTAL AREA: 189.0 Sq.Ft. BORDER TYPE: FLUSH RECESS: 0" WIDTH: 2" RADII: 12" NO. Z BARS: 4 LENGTH: 160.0	BACKG COLOR: Green COPY COLOR: White <table border="1"> <thead> <tr> <th>SYMBOL</th> <th>X</th> <th>Y</th> <th>WID</th> <th>HT</th> </tr> </thead> <tbody> <tr> <td>M1_4</td> <td>35.3</td> <td>110.5</td> <td>36</td> <td>36</td> </tr> <tr> <td>ARDOWN</td> <td>68</td> <td>8</td> <td>32</td> <td>22</td> </tr> </tbody> </table> MAT'L: 0.125" (3.2 mm) ALUMINUM	SYMBOL	X	Y	WID	HT	M1_4	35.3	110.5	36	36	ARDOWN	68	8	32	22	DESIGN BY: JBK PROJECT ID: R-5516 CHECKED BY: TJN LOCATION: CRAVEN COUNTY Nov 30, 2016 DIV: 02
SYMBOL	X	Y	WID	HT													
M1_4	35.3	110.5	36	36													
ARDOWN	68	8	32	22													



Spacing Factor is 1 unless specified otherwise


LETTER POSITIONS

Letter spacings are to start of next letter

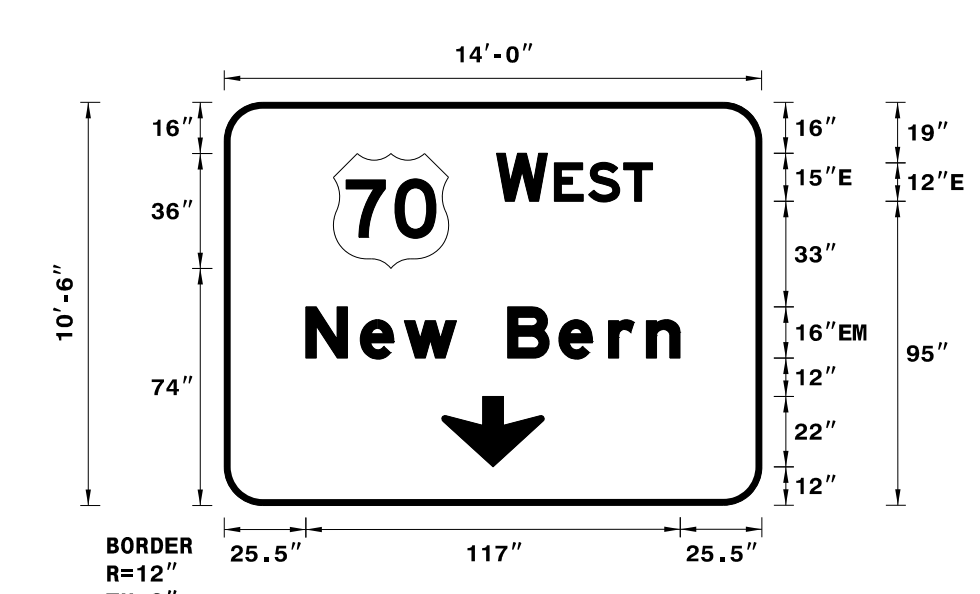
Series/Size	Text Length
E 2000	46.4
EM 2000	116.3
EM 2000	50.7
E 2000	41.4
E 2000	46.1

FILENAME: R-5516\_Sign Designs NORTH CAROLINA D.O.T. SIGN DETAIL

3/15/2017 11:58:11 AM SIGN-4.dgn

TIP NO. <b>R-5516</b>	SHEET NO. <b>SIGN-4A</b>
Approved by: <i>Joseph Kopasick</i> <small>SEAL 029669</small>	
DATE: 3/15/2017	
	
<b>DOCUMENT NOT CONSIDERED FINAL UNLESS ALL SIGNATURES COMPLETED</b>	

SIGN NUMBER: 4 TYPE: A QUANTITY: 1 SIGN WIDTH: 14'-0" HEIGHT: 10'-6" TOTAL AREA: 147.0 Sq.Ft. BORDER TYPE: FLUSH RECESS: 0" WIDTH: 2" RADII: 12" NO. Z BARS: 3 LENGTH: 160.0	BACKG COLOR: Green COPY COLOR: White SYMBOL <table border="1"> <tr><th>SYMBOL</th><th>X</th><th>Y</th><th>WID</th><th>HT</th></tr> <tr><td>M1_4</td><td>34.1</td><td>74</td><td>36</td><td>36</td></tr> <tr><td>ARDOWN</td><td>68</td><td>12.1</td><td>32</td><td>22</td></tr> </table> MAT'L: 0.125" (3.2 mm) ALUMINUM	SYMBOL	X	Y	WID	HT	M1_4	34.1	74	36	36	ARDOWN	68	12.1	32	22	DESIGN BY: JBK PROJECT ID: R-5516 CHECKED BY: TJN LOCATION: CRAVEN COUNTY Oct 18, 2016 DIV: 02
SYMBOL	X	Y	WID	HT													
M1_4	34.1	74	36	36													
ARDOWN	68	12.1	32	22													



Spacing Factor is 1 unless specified otherwise

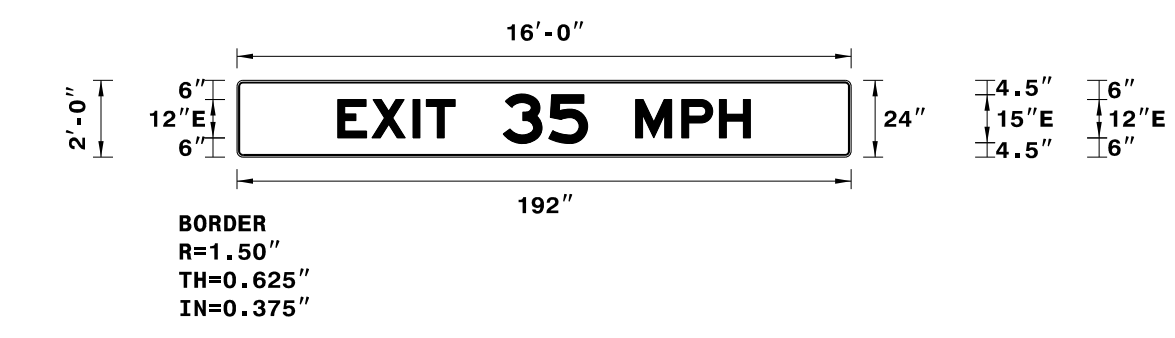
LETTER POSITIONS

Letter spacings are to start of next letter

	W	E	S	T		Series/Size				
	85.1	15.9	2.2	10.7	11	9	34.1	E 2000	48.8	
		N	e	w	B	e	r	n	EM 2000	117
	25.5	17	13.8	16.3	16	16	15.5	11.8	10.6	25.5

NORTH CAROLINA D.O.T. SIGN DETAIL

SIGN NUMBER: 102A TYPE: A QUANTITY: 1 SIGN WIDTH: 16'-0" HEIGHT: 2'-0" TOTAL AREA: 32.0 Sq.Ft. BORDER TYPE: FLUSH RECESS: 0.375" WIDTH: 0.625" RADII: 1.5" NO. Z BARS: 2 LENGTH: 184.0	BACKG COLOR: Yellow COPY COLOR: Black/White SYMBOL <table border="1"> <tr><th>SYMBOL</th><th>X</th><th>Y</th><th>WID</th><th>HT</th></tr> <tr><td> </td><td> </td><td> </td><td> </td><td> </td></tr> </table> MAT'L: 0.125" (3.2 mm) ALUMINUM	SYMBOL	X	Y	WID	HT						DESIGN BY: JBK PROJECT ID: R-5516 CHECKED BY: TJN LOCATION: CRAVEN COUNTY Nov 30, 2016 DIV: 02
SYMBOL	X	Y	WID	HT								



Spacing Factor is 1 unless specified otherwise

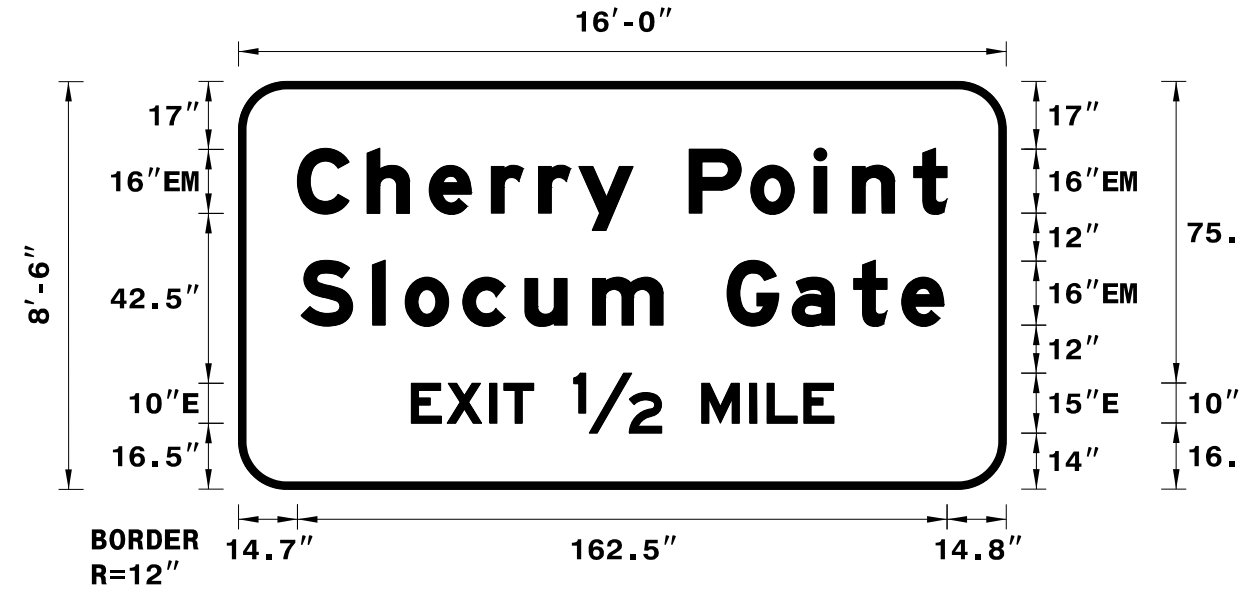
LETTER POSITIONS

Letter spacings are to start of next letter

	E	X	I	T	3	5	M	P	H		Series/Size				
	31.5	10.7	12.8	4.2	9	15	14.3	12.2	15	14.4	11.8	9.7	31.5	E 2000	129

NORTH CAROLINA D.O.T. SIGN DETAIL

SIGN NUMBER: 101 & 103 TYPE: A QUANTITY: 2 SIGN WIDTH: 16'-0" HEIGHT: 8'-6" TOTAL AREA: 136.0 Sq.Ft. BORDER TYPE: FLUSH RECESS: 0" WIDTH: 2" RADII: 12" NO. Z BARS: 3 LENGTH: 184.0	BACKG COLOR: Green COPY COLOR: White SYMBOL <table border="1"> <tr><th>SYMBOL</th><th>X</th><th>Y</th><th>WID</th><th>HT</th></tr> <tr><td> </td><td> </td><td> </td><td> </td><td> </td></tr> </table> MAT'L: 0.125" (3.2 mm) ALUMINUM	SYMBOL	X	Y	WID	HT						DESIGN BY: JBK PROJECT ID: R-5516 CHECKED BY: TJN LOCATION: CRAVEN COUNTY Nov 30, 2016 DIV: 02
SYMBOL	X	Y	WID	HT								



Spacing Factor is 1 unless specified otherwise

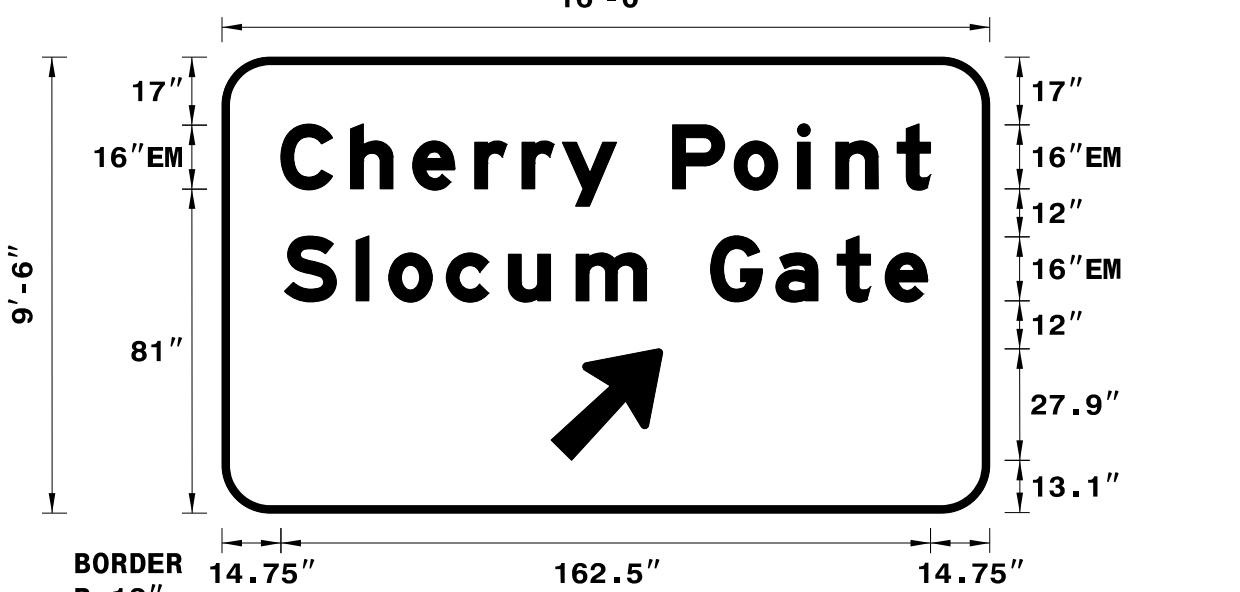
LETTER POSITIONS

Letter spacings are to start of next letter

	C	h	e	r	r	y	P	o	i	n	t		Series/Size			
	14.75	17.4	15.5	15.5	11.8	10.1	13.6	14	15.4	15.8	9.6	15.4	8.3	14.75	EM 2000	162.5
		S	l	o	c	u	m	G	a	t	e		EM 2000	160.8		
	15.6	17.9	8.2	14.4	15.5	17	17.6	16	16.3	15.4	12	10.6	15.6			
		E	X	I	T	1/2	M	I	L	E		E 2000	105.7			
	43.15	8.9	10.7	3.5	7.5	10	22	10	12	4.4	9.2	7.5	43.15			

NORTH CAROLINA D.O.T. SIGN DETAIL

SIGN NUMBER: 102B TYPE: A QUANTITY: 1 SIGN WIDTH: 16'-0" HEIGHT: 9'-6" TOTAL AREA: 152.0 Sq.Ft. BORDER TYPE: FLUSH RECESS: 0" WIDTH: 2" RADII: 12" NO. Z BARS: 3 LENGTH: 184.0	BACKG COLOR: Green COPY COLOR: White SYMBOL <table border="1"> <tr><th>SYMBOL</th><th>X</th><th>Y</th><th>WID</th><th>HT</th></tr> <tr><td>AR_Type A</td><td>82.3</td><td>13.2</td><td>22.5</td><td>35.4</td></tr> </table> MAT'L: 0.125" (3.2 mm) ALUMINUM	SYMBOL	X	Y	WID	HT	AR_Type A	82.3	13.2	22.5	35.4	DESIGN BY: JBK PROJECT ID: R-5516 CHECKED BY: TJN LOCATION: CRAVEN COUNTY Nov 30, 2016 DIV: 02
SYMBOL	X	Y	WID	HT								
AR_Type A	82.3	13.2	22.5	35.4								



Spacing Factor is 1 unless specified otherwise

LETTER POSITIONS


Letter spacings are to start of next letter

	C	h	e	r	r	y	P	o	i	n	t		Series/Size			
	14.75	17.4	15.5	15.5	11.8	10.1	13.6	14	15.4	15.8	9.6	15.4	8.3	14.75	EM 2000	162.5
		S	l	o	c	u	m	G	a	t	e		EM 2000	160.8		
	15.6	17.9	8.2	14.4	15.5	17	17.6	16	16.3	15.4	12	10.6	15.6			

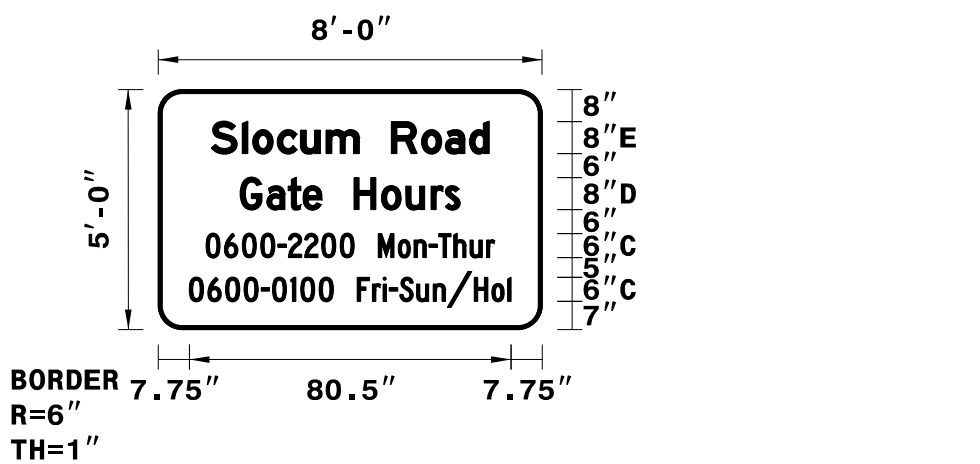
NORTH CAROLINA D.O.T. SIGN DETAIL

3/15/2017 11:58:11 AM SIGN-4A.dgn



TIP NO. <b>R-5516</b>	SHEET NO. <b>SIGN-4B</b>
APPROVED: <i>Joseph Kopaschic</i> <small>SCDREAEFBUSGFA</small>	
DATE: 3/15/2017	
SEAL	
	
<b>DOCUMENT NOT CONSIDERED FINAL UNLESS ALL SIGNATURES COMPLETED</b>	

SIGN NUMBER: 104 TYPE: A QUANTITY: 1 SIGN WIDTH: 8'-0" HEIGHT: 5'-0" TOTAL AREA: 40.0 Sq.Ft. BORDER TYPE: FLUSH RECESS: 0" WIDTH: 1" RADII: 6" NO. Z BARS: 2 LENGTH: 88.0	BACKG COLOR: Green COPY COLOR: White SYMBOl: [Table with columns X, Y, WID, HT]	DESIGN BY: JBK PROJECT ID: R-5516 CHECKED BY: TJN LOCATION: CRAVEN COUNTY Nov 30, 2016 DIV: 02
--	---	---



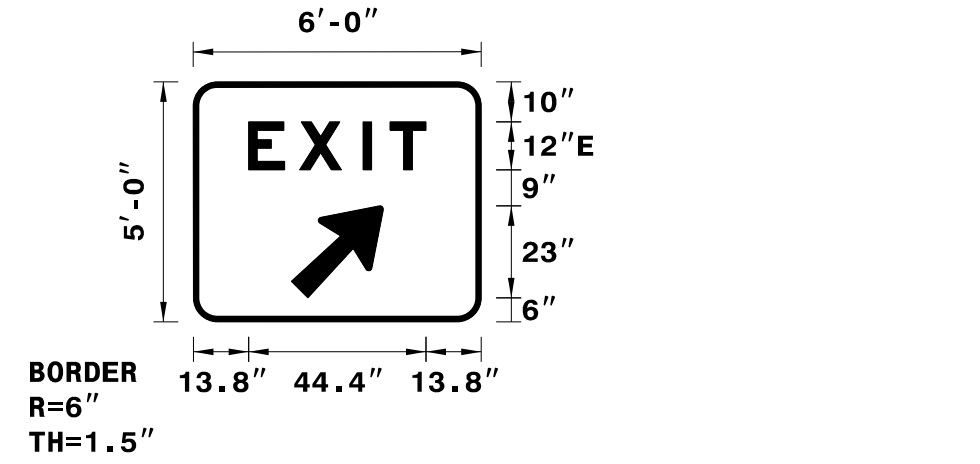
LETTER POSITIONS

Letter spacings are to start of next letter

Series/Size	Text Length
E 2000	69.5
D 2000	55
C 2000	72.1
C 2000	80.5

FILENAME: R-5516\_Sign Designs NORTH CAROLINA D.O.T. SIGN DETAIL

SIGN NUMBER: 201 & 202 TYPE: A QUANTITY: 2 SIGN WIDTH: 6'-0" HEIGHT: 5'-0" TOTAL AREA: 30.0 Sq.Ft. BORDER TYPE: FLUSH RECESS: 0" WIDTH: 1.5" RADII: 6" NO. Z BARS: 2 LENGTH: 64.0	BACKG COLOR: Green COPY COLOR: White SYMBOl: [Table with columns X, Y, WID, HT]	DESIGN BY: JBK PROJECT ID: R-5516 CHECKED BY: TJN LOCATION: CRAVEN COUNTY Oct 19, 2016 DIV: 02
--	---	---



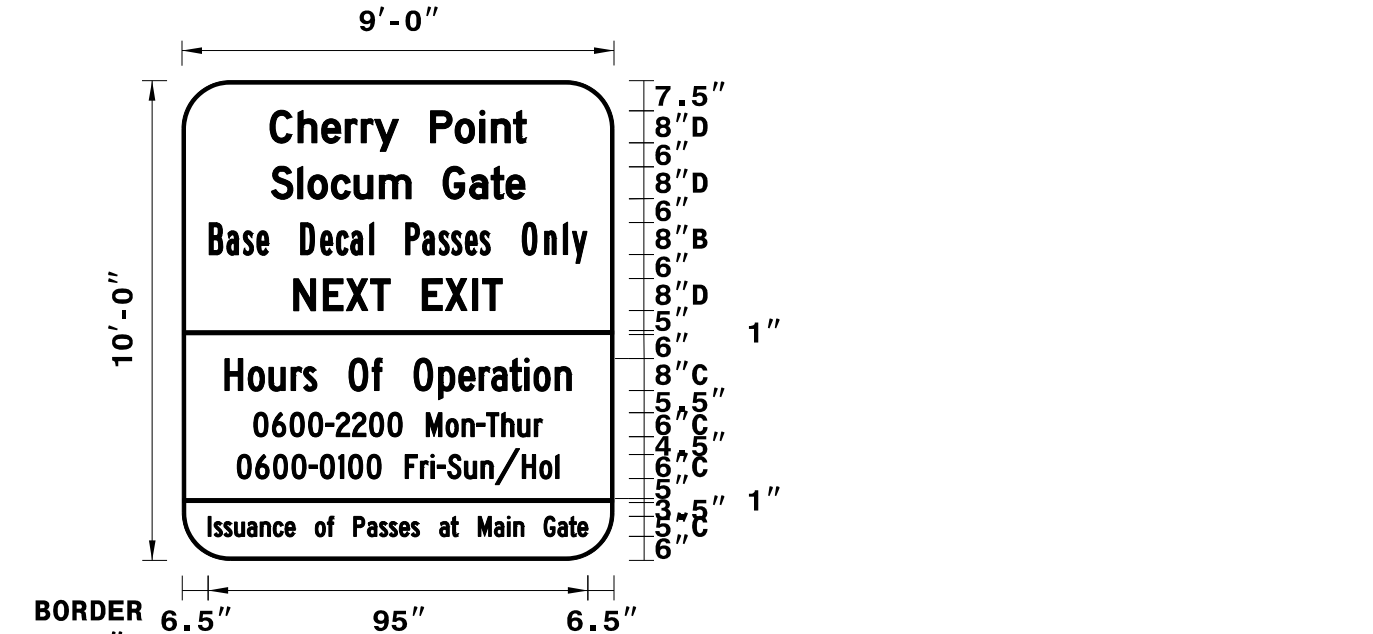
LETTER POSITIONS

Letter spacings are to start of next letter

Series/Size	Text Length
E 2000	44.4

FILENAME: R-5516\_Sign Designs NORTH CAROLINA D.O.T. SIGN DETAIL

SIGN NUMBER: 105 & 106 TYPE: A QUANTITY: 2 SIGN WIDTH: 9'-0" HEIGHT: 10'-0" TOTAL AREA: 90.0 Sq.Ft. BORDER TYPE: FLUSH RECESS: 0" WIDTH: 1" RADII: 12" NO. Z BARS: 3 LENGTH: 100.0	BACKG COLOR: Green COPY COLOR: White SYMBOl: [Table with columns X, Y, WID, HT]	DESIGN BY: JBK PROJECT ID: R-5516 CHECKED BY: TJN LOCATION: CRAVEN COUNTY Oct 19, 2016 DIV: 02
---	---	---



LETTER POSITIONS


Letter spacings are to start of next letter

Series/Size	Text Length
D 2000	64.1
D 2000	63.4
B 2000	94.5
D 2000	52.2
C 2000	86.6
C 2000	72.1
C 2000	80.5
C 2000	95

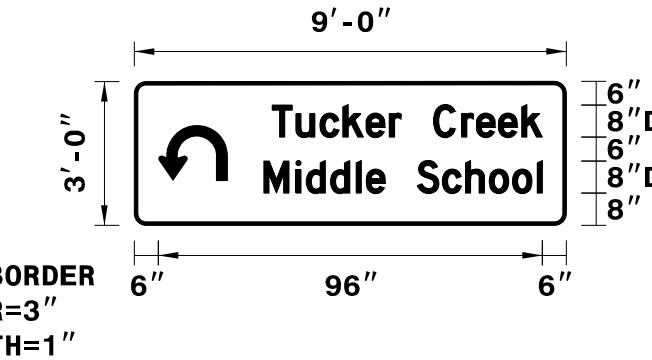
FILENAME: R-5516\_Sign Designs NORTH CAROLINA D.O.T. SIGN DETAIL

3/15/2017 1:58:11 PM C:\Users\jcopaschic\Documents\Sign-4B.dgn

	1025 Wade Avenue Raleigh, NC 27605 Tel: 919-789-9977 Fax: 919-789-9591 License: C-2197	SIGN DESIGNS
---	--	--------------

TIP NO.	SHEET NO.
R-5516	SIGN-4C
APPROVED: <i>Joseph Kopasnik</i>	
DATE: 3/15/2017	
	
<b>DOCUMENT NOT CONSIDERED FINAL UNLESS ALL SIGNATURES COMPLETED</b>	

SIGN NUMBER: 301 TYPE: D QUANTITY: 1 SIGN WIDTH: 9'-0" HEIGHT: 3'-0" TOTAL AREA: 27.0 Sq.Ft. BORDER TYPE: FLUSH RECESS: 0" WIDTH: 1" RADII: 3" NO. Z BARS: 1 LENGTH:	BACKG COLOR: Green COPY COLOR: White SYMBOL X Y WID HT U_Turn 6 11.1 14 17.4 MAT'L: 0.125" (3.2 mm) ALUMINUM	DESIGN BY: JBK PROJECT ID: R-5516 CHECKED BY: TJN LOCATION: CRAVEN COUNTY Oct 19, 2016 DIV: 02
---	--	---

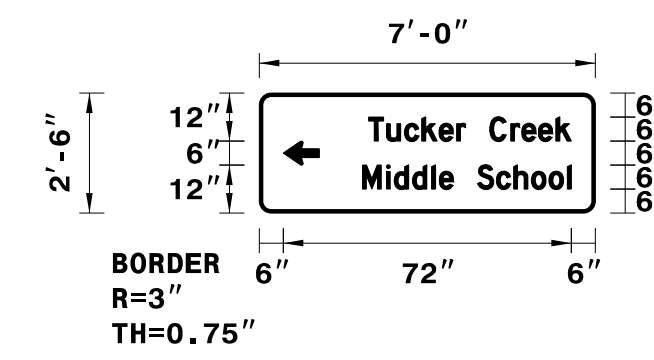


Spacing Factor is 1 unless specified otherwise

LETTER POSITIONS													Series/Size		
Letter spacings are to start of next letter													Text Length		
T	u	c	k	e	r	C	r	e	e	k			D 2000		
34.5	5.9	6	5.8	5.8	5.8	3	8	7	3.7	5.5	5.8	5.1	6	67.5	
M	i	d	d	l	e	S	c	h	o	o	l			D 2000	
32.4	8	2.6	6.1	6.4	2.6	4.7	8	6.3	5.8	5.9	5.8	6.2	1.3	6	69.6

FILENAME: R-5516\_Sign Designs NORTH CAROLINA D.O.T. SIGN DETAIL

SIGN NUMBER: 303 TYPE: D QUANTITY: 1 SIGN WIDTH: 7'-0" HEIGHT: 2'-6" TOTAL AREA: 17.5 Sq.Ft. BORDER TYPE: FLUSH RECESS: 0" WIDTH: 0.75" RADII: 3" NO. Z BARS: 1 LENGTH:	BACKG COLOR: Green COPY COLOR: White SYMBOL X Y WID HT AR_Type D 6 12 6 9 MAT'L: 0.125" (3.2 mm) ALUMINUM	DESIGN BY: JBK PROJECT ID: R-5516 CHECKED BY: TJN LOCATION: CRAVEN COUNTY Oct 19, 2016 DIV: 02
--	---	---

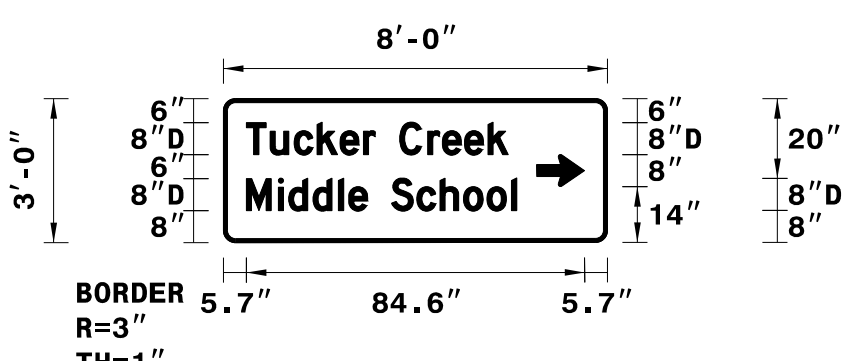


Spacing Factor is 1 unless specified otherwise

LETTER POSITIONS													Series/Size		
Letter spacings are to start of next letter													Text Length		
T	u	c	k	e	r	C	r	e	e	k			D 2000		
27.4	4.4	4.5	4.3	4.3	4.4	2.3	6	5.3	2.8	4.1	4.4	3.8	6	50.6	
M	i	d	d	l	e	S	c	h	o	o	l			D 2000	
25.8	6	1.9	4.6	4.8	1.9	3.5	6	4.7	4.3	4.4	4.4	4.6	1	6	52.2

FILENAME: R-5516\_Sign Designs NORTH CAROLINA D.O.T. SIGN DETAIL

SIGN NUMBER: 302 TYPE: D QUANTITY: 1 SIGN WIDTH: 8'-0" HEIGHT: 3'-0" TOTAL AREA: 24.0 Sq.Ft. BORDER TYPE: FLUSH RECESS: 0" WIDTH: 1" RADII: 3" NO. Z BARS: 1 LENGTH:	BACKG COLOR: Green COPY COLOR: White SYMBOL X Y WID HT AR_Type D 78.3 14 8 12 MAT'L: 0.125" (3.2 mm) ALUMINUM	DESIGN BY: JBK PROJECT ID: R-5516 CHECKED BY: TJN LOCATION: CRAVEN COUNTY Dec 01, 2016 DIV: 02
---	---	---



Spacing Factor is 1 unless specified otherwise

LETTER POSITIONS													Series/Size		
Letter spacings are to start of next letter													Text Length		
T	u	c	k	e	r	C	r	e	e	k			D 2000		
5.7	5.9	6	5.8	5.8	5.8	3	6	7	3.7	5.5	5.8	5.1	24.8	65.5	
M	i	d	d	l	e	S	c	h	o	o	l			D 2000	
5.7	8	2.6	6.1	6.4	2.6	4.7	6	6.3	5.8	5.9	5.8	6.2	1.3	22.7	67.6

FILENAME: R-5516\_Sign Designs NORTH CAROLINA D.O.T. SIGN DETAIL

3/15/2017 11:58:00 AM SIGN-4C.dgn

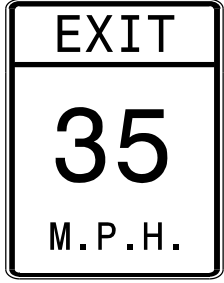





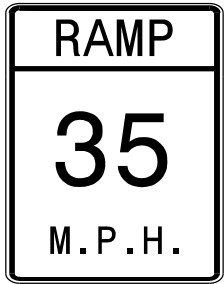








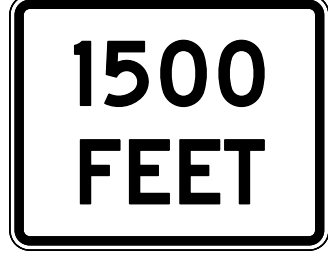










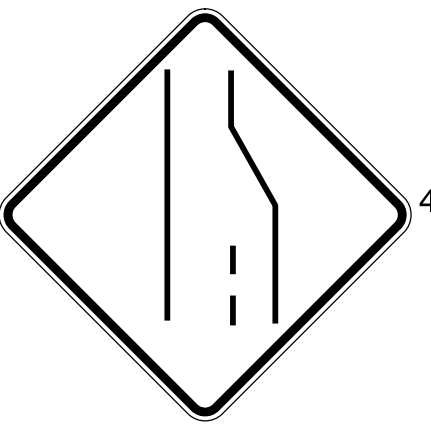



**SEPI**  
ENGINEERING & CONSTRUCTION


1025 Wade Avenue  
Raleigh, NC 27605  
Tel: 919-789-9977  
Fax: 919-789-9591  
License: C-2197

**SIGN DESIGNS**





<p>401 QUANTITY REQ'D <u>  1  </u></p>  <p>36" X 48" W13-2</p>	<p>406 QUANTITY REQ'D <u>  1  </u></p>  <p>48" X 48" W4-3R</p> <p>TWO "U" POSTS PER SIGN</p>	<p>411 QUANTITY REQ'D <u>  4  </u></p>  <p>36" X 36" R3-1B</p> <p>ONE WOOD POST PER SIGN</p>	<p>416 QUANTITY REQ'D <u>  1  </u></p>  <p>36" X 36" W10-1</p> <p>ONE WOOD POST PER SIGN</p>	<p>421 QUANTITY REQ'D <u>  3  </u></p>  <p>24" X 12" W16-9P</p> <p>YELLOW/GREEN REFLECTIVE SHEETING</p> <p>MOUNT BELOW SIGN 420 IN THREE INSTALLATIONS</p>	<p>426 QUANTITY REQ'D <u>  3  </u></p>  <p>18" X 18" OM4-3</p> <p>ONE WOOD POST PER SIGN</p>
<p>402 QUANTITY REQ'D <u>  1  </u></p>  <p>36" X 48" W13-3</p> <p>TWO WOOD POSTS PER SIGN</p>	<p>407 QUANTITY REQ'D <u>  1  </u></p>  <p>54" X 18" R6-1R</p> <p>TWO WOOD POSTS PER SIGN</p>	<p>412 QUANTITY REQ'D <u>  7  </u></p>  <p>24" X 30" R2-1</p> <p>ONE WOOD POST PER SIGN</p>	<p>417 QUANTITY REQ'D <u>  2  </u></p>  <p>36" X 36" W12-1</p> <p>ONE WOOD POST PER SIGN</p>	<p>422 QUANTITY REQ'D <u>  2  </u></p>  <p>24" X 12" W16-7P</p> <p>YELLOW/GREEN REFLECTIVE SHEETING</p> <p>MOUNT BELOW SIGN 420 IN TWO INSTALLATIONS</p>	<p>427 QUANTITY REQ'D <u>  3  </u></p>  <p>24" X 24" W13-1P</p> <p>MOUNT BELOW SIGN 428 IN ONE INSTALLATION</p>
<p>403 QUANTITY REQ'D <u>  1  </u></p>  <p>36" X 36" W1-1R</p> <p>ONE WOOD POST PER SIGN</p>	<p>408 QUANTITY REQ'D <u>  2  </u></p>  <p>36" X 48" R2-1</p> <p>TWO WOOD POSTS PER SIGN</p>	<p>413 QUANTITY REQ'D <u>  1  </u></p>  <p>24" X 30" R4-7</p> <p>ONE WOOD POST PER SIGN</p>	<p>418 QUANTITY REQ'D <u>  2  </u></p>  <p>30" X 24" W16-2P</p> <p>MOUNT BELOW SIGN 419 IN TWO INSTALLATIONS</p>	<p>423 QUANTITY REQ'D <u>  3  </u></p>  <p>24" X 30" S5-2</p> <p>ONE WOOD POST PER SIGN</p>	<p>428 QUANTITY REQ'D <u>  2  </u></p>  <p>36" X 36" W1-1L</p> <p>ONE WOOD POST PER SIGN</p>
<p>404 QUANTITY REQ'D <u>  1  </u></p>  <p>36" X 36" W4-1R</p> <p>ONE WOOD POST PER SIGN</p>	<p>409 QUANTITY REQ'D <u>  7  </u></p>  <p>30" X 30" R1-1</p> <p>ONE WOOD POST PER SIGN</p>	<p>414 QUANTITY REQ'D <u>  1  </u></p>  <p>18" X 18" OM1-3</p> <p>MOUNT BELOW SIGN 413 IN ONE INSTALLATION</p>	<p>419 QUANTITY REQ'D <u>  2  </u></p>  <p>48" X 48" W9-1R</p> <p>TWO WOOD POSTS PER SIGN</p>	<p>424 QUANTITY REQ'D <u>  3  </u></p>  <p>24" X 30" W1-8L</p> <p>ONE WOOD POST PER SIGN</p>	<p>429 QUANTITY REQ'D <u>  1  </u></p>  <p>36" X 36" R2-1</p> <p>MOUNT BELOW SIGN 407 IN ONE INSTALLATION</p>
<p>405 QUANTITY REQ'D <u>  6  </u></p>  <p>30" X 36" W1-8R</p> <p>ONE WOOD POST PER SIGN</p>	<p>410 QUANTITY REQ'D <u>  3  </u></p>  <p>54" X 18" R6-1L</p> <p>TWO WOOD POSTS PER SIGN</p>	<p>415 QUANTITY REQ'D <u>  2  </u></p>  <p>48" X 48" W4-2R</p> <p>TWO WOOD POSTS PER SIGN</p>	<p>420 QUANTITY REQ'D <u>  5  </u></p>  <p>36" X 36" S1-1</p> <p>YELLOW/GREEN REFLECTIVE SHEETING</p> <p>ONE WOOD POST PER SIGN</p>	<p>425 QUANTITY REQ'D <u>  2  </u></p>  <p>30" X 36" R2-1</p> <p>ONE WOOD POST PER SIGN</p>	<p>430 QUANTITY REQ'D <u>  2  </u></p>  <p>48" X 48" W3-5</p> <p>TWO WOOD POSTS PER SIGN</p>

TIP NO. <b>R-5516</b>	SHEET NO. <b>SIGN-4E</b>
APPROVED: <i>Joseph Kojasick</i> <small>Professional Engineer</small>	
DATE: 3/15/2017	
SEAL	
	
<b>DOCUMENT NOT CONSIDERED FINAL UNLESS ALL SIGNATURES COMPLETED</b>	

402 QUANTITY REQ'D <u>  1  </u>	407 QUANTITY REQ'D <u>  1  </u>	412 QUANTITY REQ'D <u>  7  </u>	417 QUANTITY REQ'D <u>  2  </u>	422 QUANTITY REQ'D <u>  2  </u>	427 QUANTITY REQ'D <u>  3  </u>
---------------------------------	---------------------------------	---------------------------------	---------------------------------	---------------------------------	---------------------------------

403 QUANTITY REQ'D <u>  1  </u>	408 QUANTITY REQ'D <u>  2  </u>	413 QUANTITY REQ'D <u>  1  </u>	418 QUANTITY REQ'D <u>  2  </u>	423 QUANTITY REQ'D <u>  3  </u>	428 QUANTITY REQ'D <u>  2  </u>
---------------------------------	---------------------------------	---------------------------------	---------------------------------	---------------------------------	---------------------------------

404 QUANTITY REQ'D <u>  1  </u>	409 QUANTITY REQ'D <u>  7  </u>	414 QUANTITY REQ'D <u>  1  </u>	419 QUANTITY REQ'D <u>  2  </u>	424 QUANTITY REQ'D <u>  3  </u>	429 QUANTITY REQ'D <u>  1  </u>
---------------------------------	---------------------------------	---------------------------------	---------------------------------	---------------------------------	---------------------------------


405 QUANTITY REQ'D <u>  6  </u>	410 QUANTITY REQ'D <u>  3  </u>	415 QUANTITY REQ'D <u>  2  </u>	420 QUANTITY REQ'D <u>  5  </u>	425 QUANTITY REQ'D <u>  2  </u>	430 QUANTITY REQ'D <u>  2  </u>
---------------------------------	---------------------------------	---------------------------------	---------------------------------	---------------------------------	---------------------------------

**SEPI** ENGINEERING & CONSTRUCTION


1025 Wade Avenue  
Raleigh, NC 27605  
Tel: 919-789-9977  
Fax: 919-789-9591  
License: C-2197

**TYPE "E" SIGNS**



TIP NO. <b>R-5516</b>	SHEET NO. <b>SIGN-4F</b>
APPROVED: <i>Joseph Kopanski</i> <small>DocuSigned by: 9C0EAE6E80A54EA</small>	
DATE: 3/15/2017	
SEAL 	
<b>DOCUMENT NOT CONSIDERED FINAL UNLESS ALL SIGNATURES COMPLETED</b>	


431 QUANTITY REQ'D 1



48" X 24"  
W1-6L

TWO WOOD POSTS PER SIGN

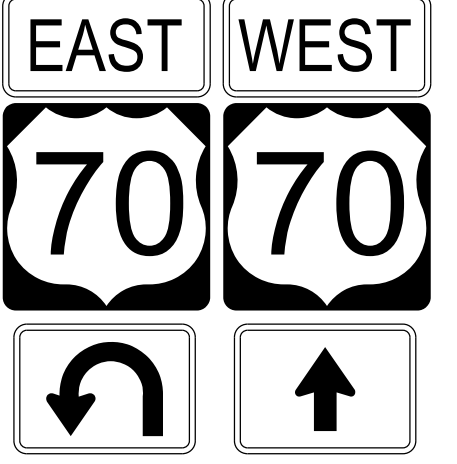
501



1 - 36" X 18"  
1 - 36" X 36"

ONE WOOD POST PER SIGN


506



2 - 36" X 18"  
2 - 36" X 36"  
2 - 30" X 21"

TWO WOOD POSTS PER SIGN


432 QUANTITY REQ'D 1



48" X 24"  
W1-6R

TWO WOOD POSTS PER SIGN


502 507



1 - 36" X 18"  
1 - 36" X 36"

ONE WOOD POST PER SIGN

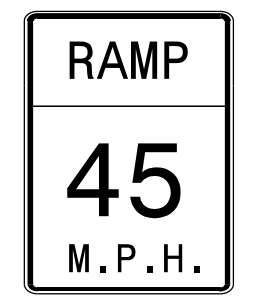
508



1 - 21" X 15"  
1 - 24" X 24"

ONE WOOD POST PER SIGN

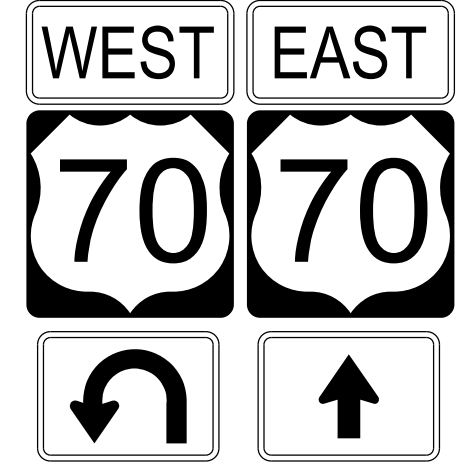
433 QUANTITY REQ'D 1



36" X 48"  
W13-3

TWO WOOD POSTS PER SIGN


503



2 - 36" X 18"  
2 - 36" X 36"  
2 - 30" X 21"

TWO WOOD POSTS PER SIGN

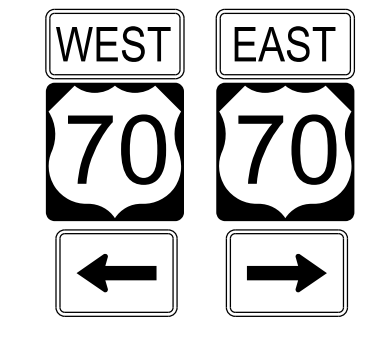
509 510



1 - 30" X 21"  
1 - 36" X 36"

ONE WOOD POST PER SIGN


504



2 - 24" X 12"  
2 - 24" X 24"  
2 - 21" X 15"

TWO WOOD POSTS PER SIGN

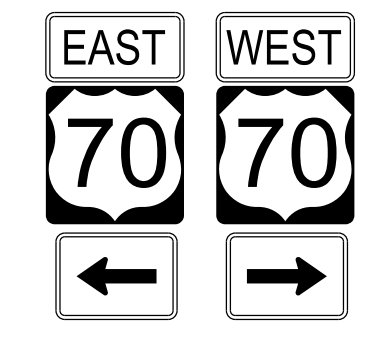
511



1 - 36" X 18"  
1 - 36" X 36"  
1 - 30" X 21"

ONE WOOD POST PER SIGN

505




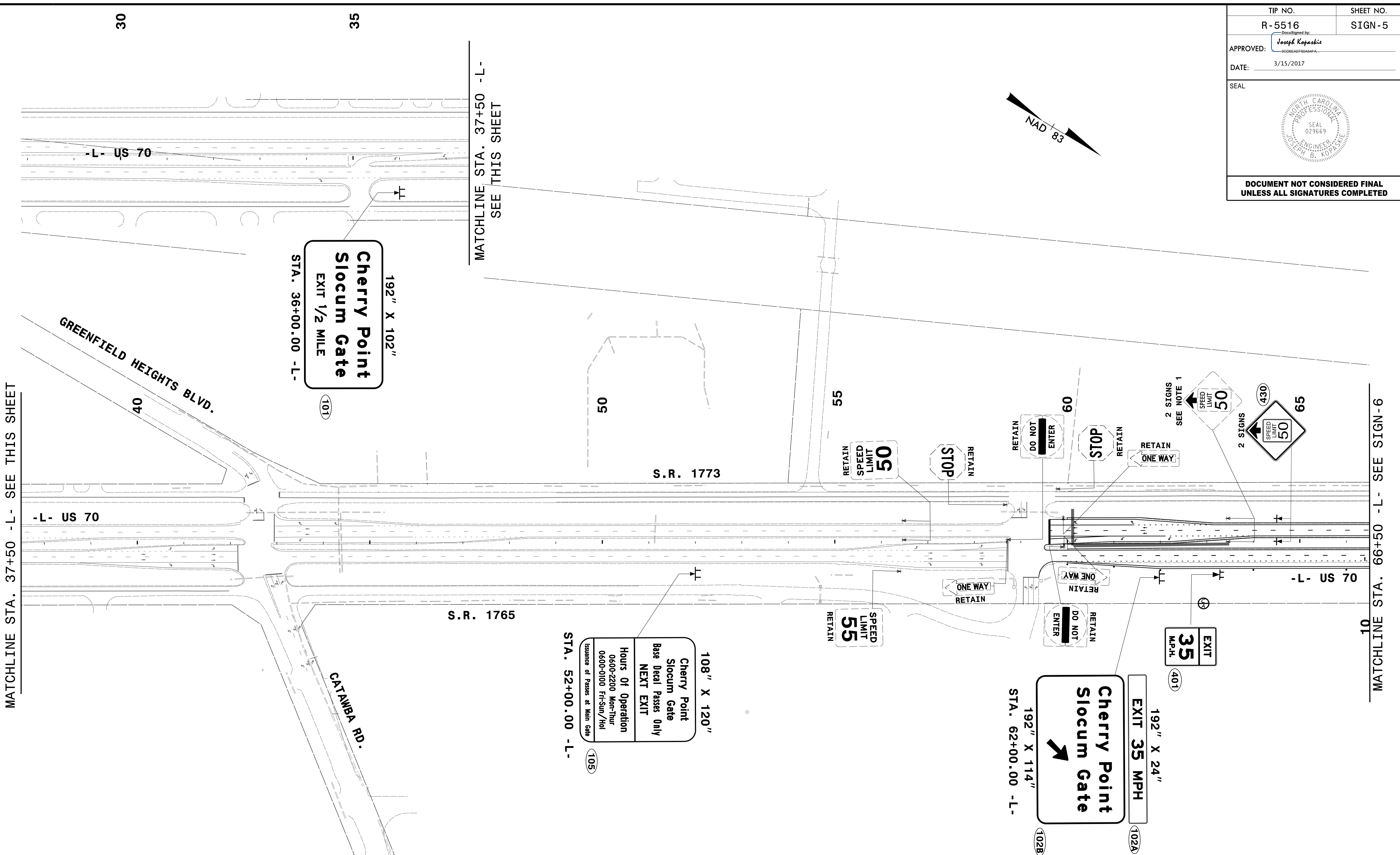
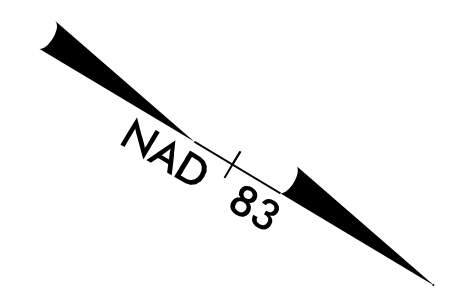
2 - 24" X 12"  
2 - 24" X 24"  
2 - 21" X 15"

TWO WOOD POSTS PER SIGN

**SEPI** ENGINEERING & CONSTRUCTION  
1025 Wade Avenue  
Raleigh, NC 27605  
Tel: 919-789-9977  
Fax: 919-789-9591  
License: C-2197

TYPE "E" & "F" SIGNS

TIP NO. R-5516	SHEET NO. SIGN-5
APPROVED: <i>Joseph Kopaskie</i> <small>REGISTERED PROFESSIONAL ENGINEER</small>	
DATE: 3/15/2017	
SEAL 	
DOCUMENT NOT CONSIDERED FINAL UNLESS ALL SIGNATURES COMPLETED	



MATCHLINE STA. 37+50 -L- SEE THIS SHEET

MATCHLINE STA. 66+50 -L- SEE SIGN-6

- NOTE:
1. DISPOSAL OF SIGN SYSTEM, WOOD
  2. SIGN ERECTION, RELOCATE SIGN TYPE D
  3. DISPOSAL OF SUPPORT, WOOD
  4. RELOCATE SIGN BY OTHERS
  5. SIGNS TO BE INSTALLED BY OTHERS
  6. COORDINATE REMOVAL OF SIGN/FLASHER WITH SIGNAL CONTRACTOR

108" X 120"  
Cherry Point Slocum Gate  
Base Decal Passes Only  
NEXT EXIT

Hours Of Operation  
0600-2200 Mon-Thur  
0600-0100 Fri-Sun/Hol  
Issuance of Passes at Main Gate

105  
STA. 52+00.00 -L-

192" X 102"  
Cherry Point Slocum Gate  
EXIT 1/2 MILE

101  
STA. 36+00.00 -L-

192" X 114"  
Cherry Point Slocum Gate

192" X 24"  
EXIT 35 MPH

102A  
401  
35 MPH  
EXIT

102B  
STA. 62+00.00 -L-


3/15/2017 10:51:11 AM I:\S\Projects\1517\1517.dgn

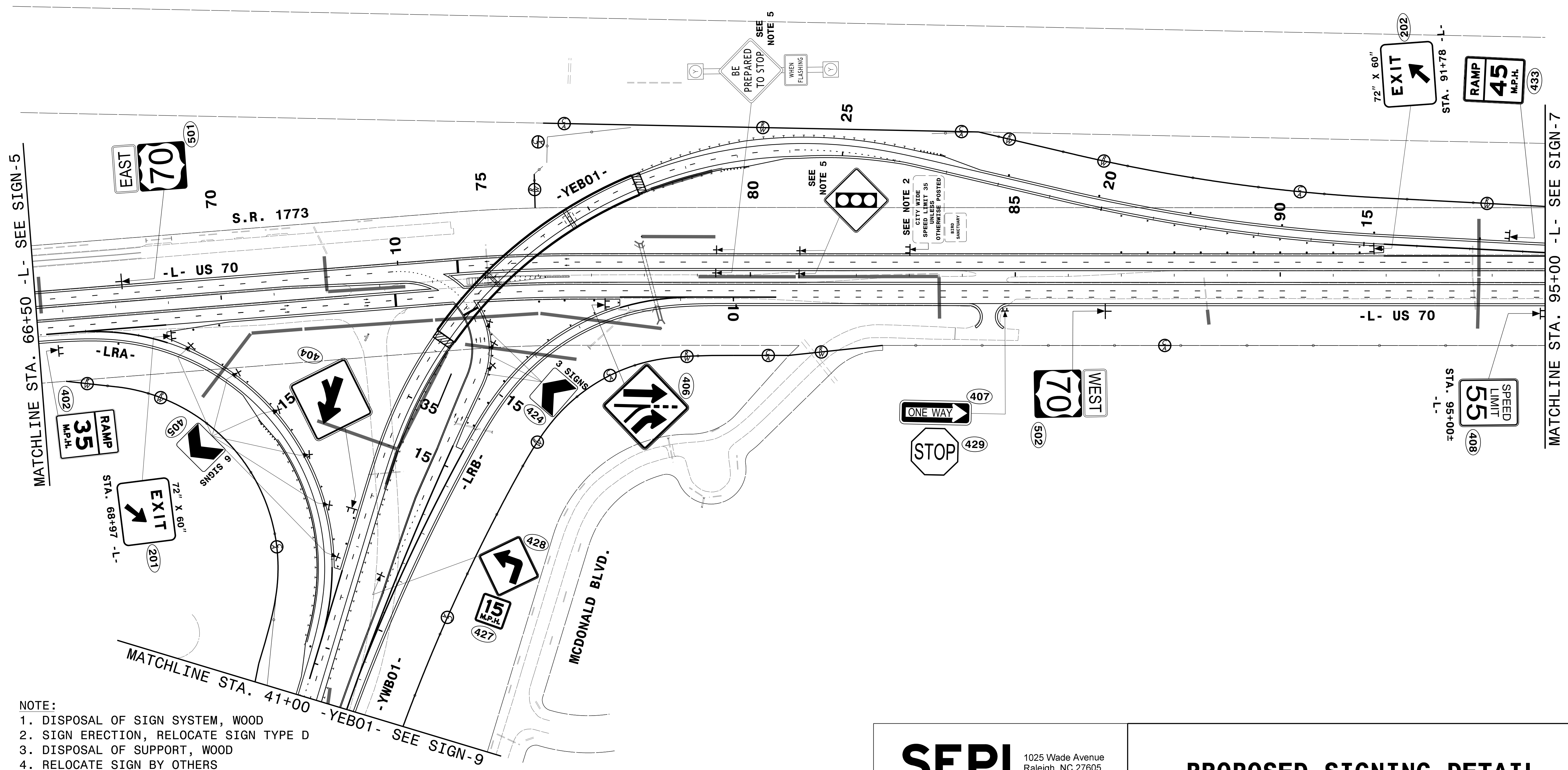
**SEPI**  
ENGINEERING & CONSTRUCTION

1025 Wade Avenue  
Raleigh, NC 27605  
Tel: 919-789-9977  
Fax: 919-789-9591  
License: C-2197

### EXISTING AND PROPOSED SIGNING DETAIL



TIP NO. R-5516	SHEET NO. SIGN-6
APPROVED: <i>Joseph Koparic</i> <small>REGISTERED PROFESSIONAL ENGINEER NO. 029669</small>	
DATE: 3/15/2017	
SEAL	
	
DOCUMENT NOT CONSIDERED FINAL UNLESS ALL SIGNATURES COMPLETED	



- NOTE:
1. DISPOSAL OF SIGN SYSTEM, WOOD
  2. SIGN ERECTION, RELOCATE SIGN TYPE D
  3. DISPOSAL OF SUPPORT, WOOD
  4. RELOCATE SIGN BY OTHERS
  5. SIGNS TO BE INSTALLED BY OTHERS
  6. COORDINATE REMOVAL OF SIGN/FLASHER WITH SIGNAL CONTRACTOR

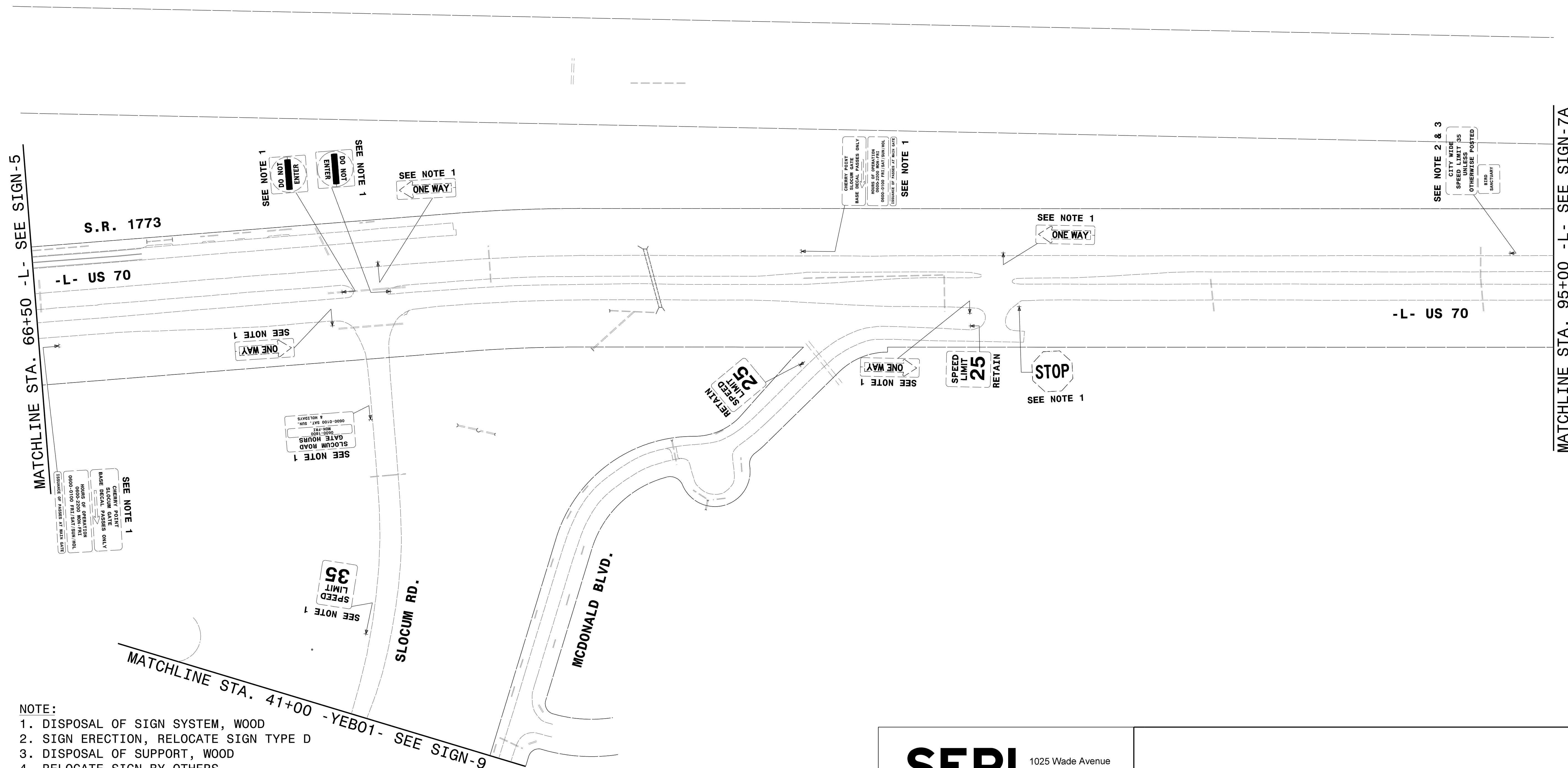
3/15/2017 10:58:11 AM SIGN-6.dgn

**SEPI**  
ENGINEERING & CONSTRUCTION

1025 Wade Avenue  
Raleigh, NC 27605  
Tel: 919-789-9977  
Fax: 919-789-9591  
License: C-2197

**PROPOSED SIGNING DETAIL**

TIP NO. R-5516	SHEET NO. SIGN-6A
APPROVED: <i>Joseph Kopanic</i>	
DATE: 3/15/2017	
DOCUMENT NOT CONSIDERED FINAL UNLESS ALL SIGNATURES COMPLETED	



- NOTE:
1. DISPOSAL OF SIGN SYSTEM, WOOD
  2. SIGN ERECTION, RELOCATE SIGN TYPE D
  3. DISPOSAL OF SUPPORT, WOOD
  4. RELOCATE SIGN BY OTHERS
  5. SIGNS TO BE INSTALLED BY OTHERS
  6. COORDINATE REMOVAL OF SIGN/FLASHER WITH SIGNAL CONTRACTOR


3/15/2017 11:58:11 AM C:\Users\jmk\Documents\SIGN-6A.dgn

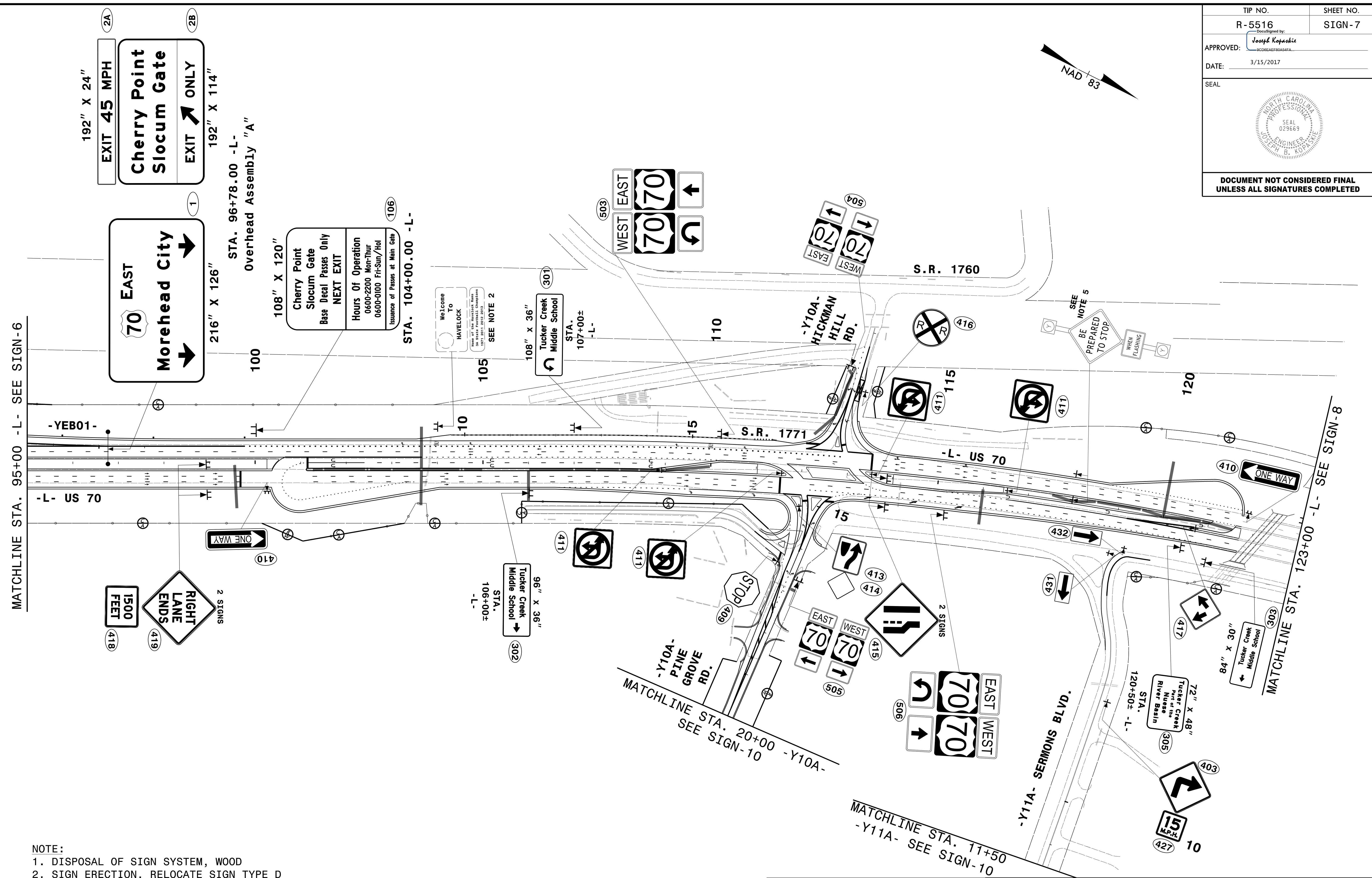

**SEPI**  
ENGINEERING & CONSTRUCTION

1025 Wade Avenue  
Raleigh, NC 27605  
Tel: 919-789-9977  
Fax: 919-789-9591  
License: C-2197

**EXISTING SIGNING DETAIL**



TIP NO. R-5516	SHEET NO. SIGN-7
APPROVED: <i>Joseph Kopasnik</i> JDK/REAF/BAS/PA	
DATE: 3/15/2017	
	
DOCUMENT NOT CONSIDERED FINAL UNLESS ALL SIGNATURES COMPLETED	



- NOTE:
1. DISPOSAL OF SIGN SYSTEM, WOOD
  2. SIGN ERECTION, RELOCATE SIGN TYPE D
  3. DISPOSAL OF SUPPORT, WOOD
  4. RELOCATE SIGN BY OTHERS
  5. SIGNS TO BE INSTALLED BY OTHERS
  6. COORDINATE REMOVAL OF SIGN/FLASHER WITH SIGNAL CONTRACTOR

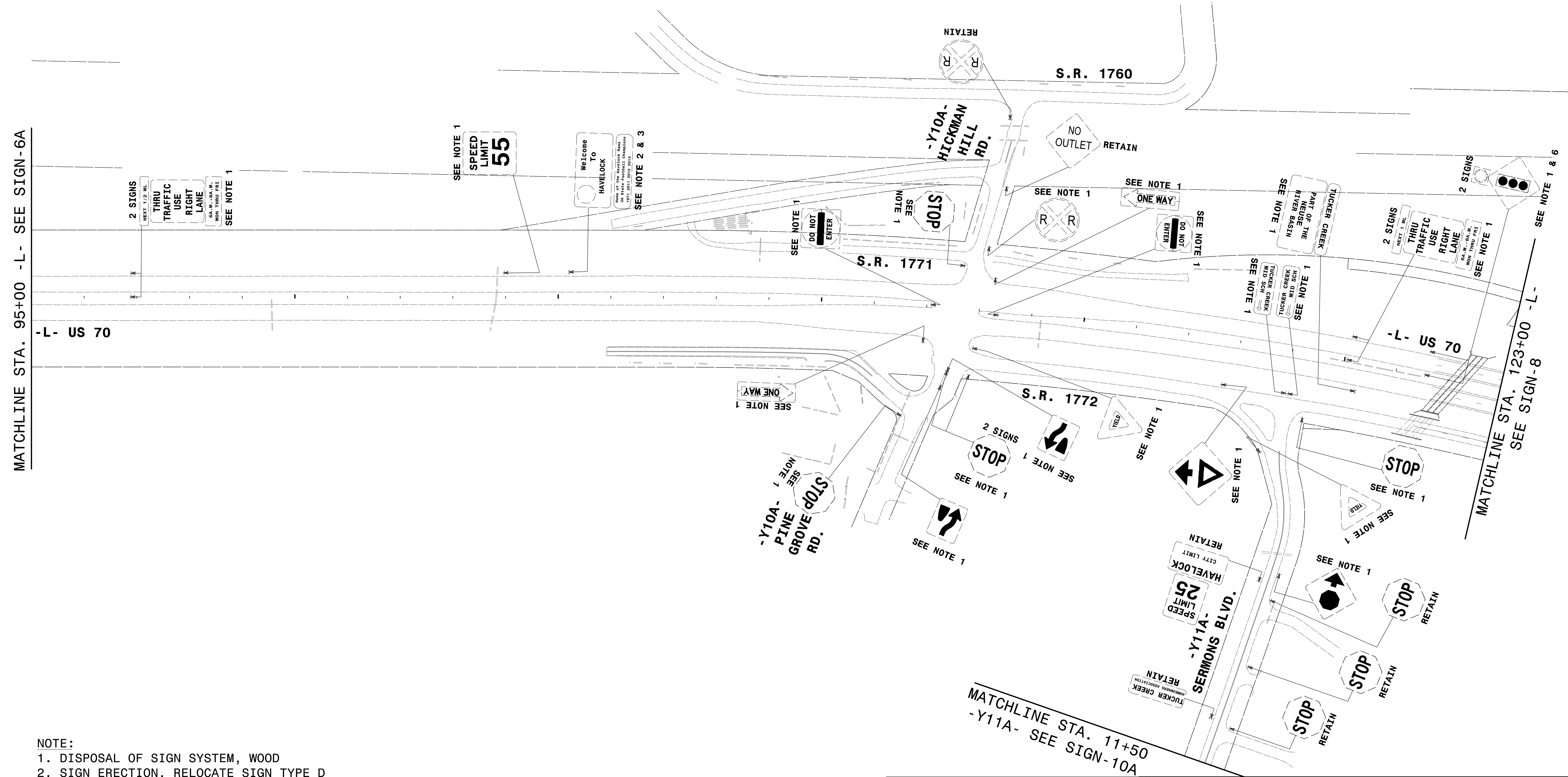
3/15/2017 10:50:15 AM SIGN-7.dgn

**SEPI**  
 ENGINEERING & CONSTRUCTION  
 1025 Wade Avenue  
 Raleigh, NC 27605  
 Tel: 919-789-9977  
 Fax: 919-789-9591  
 License: C-2197

PROPOSED SIGNING DETAIL



TIP NO. R-5516	SHEET NO. SIGN-7A
APPROVED: <i>Joseph Kopasick</i>	
DATE: 3/15/2017	
<b>DOCUMENT NOT CONSIDERED FINAL UNLESS ALL SIGNATURES COMPLETED</b>	



- NOTE:**
1. DISPOSAL OF SIGN SYSTEM, WOOD
  2. SIGN ERECTION, RELOCATE SIGN TYPE D
  3. DISPOSAL OF SUPPORT, WOOD
  4. RELOCATE SIGN BY OTHERS
  5. SIGNS TO BE INSTALLED BY OTHERS
  6. COORDINATE REMOVAL OF SIGN/FLASHER WITH SIGNAL CONTRACTOR


3/15/2017 10:58:10 AM SIGN-7A.dgn

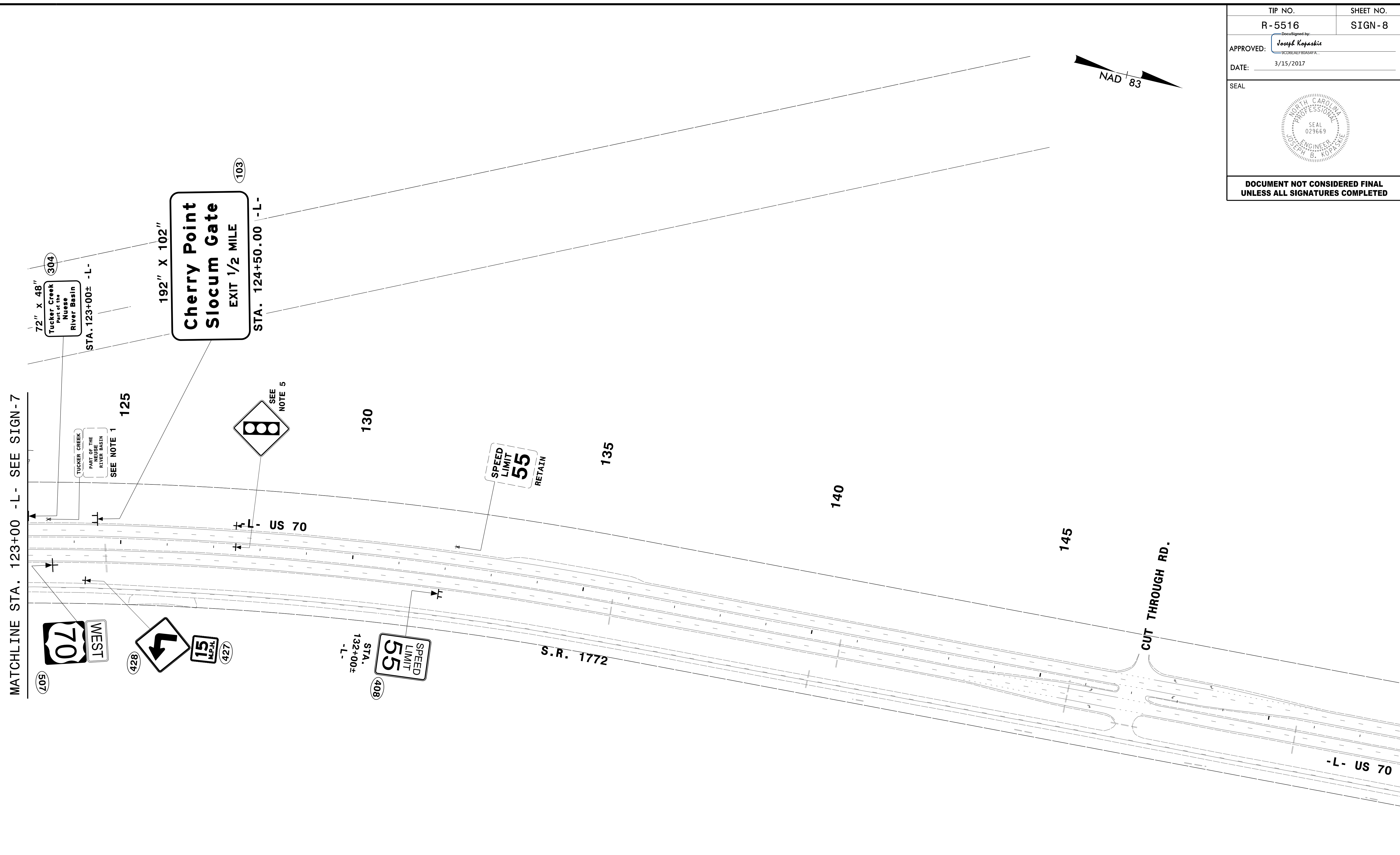
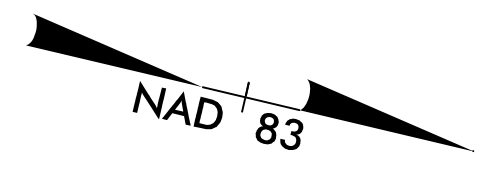
**SEPI**  
ENGINEERING & CONSTRUCTION

1025 Wade Avenue  
Raleigh, NC 27605  
Tel: 919-789-9977  
Fax: 919-789-9591  
License: C-2197

**EXISTING SIGNING DETAIL**



TIP NO. R-5516	SHEET NO. SIGN-8
APPROVED: <i>Joseph Kofasick</i> <small>REGISTERED PROFESSIONAL ENGINEER NO. 029669</small>	
DATE: 3/15/2017	
SEAL	
	
DOCUMENT NOT CONSIDERED FINAL UNLESS ALL SIGNATURES COMPLETED	




- NOTE:
1. DISPOSAL OF SIGN SYSTEM, WOOD
  2. SIGN ERECTION, RELOCATE SIGN TYPE D
  3. DISPOSAL OF SUPPORT, WOOD
  4. RELOCATE SIGN BY OTHERS
  5. SIGNS TO BE INSTALLED BY OTHERS
  6. COORDINATE REMOVAL OF SIGN/FLASHER WITH SIGNAL CONTRACTOR

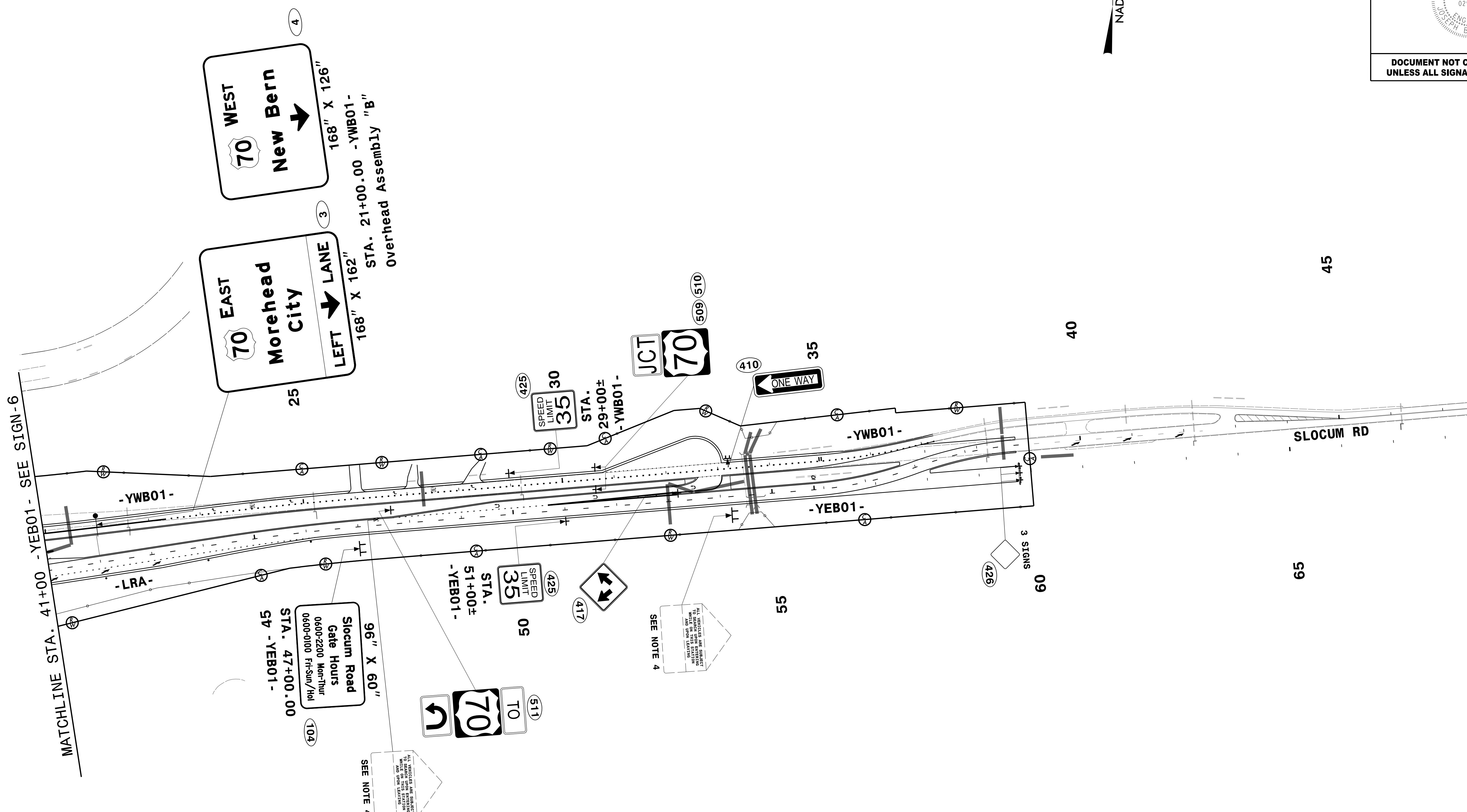

3/15/2017 10:58:10 AM SIGN-8.dgn

**SEPI**  
ENGINEERING & CONSTRUCTION

1025 Wade Avenue  
Raleigh, NC 27605  
Tel: 919-789-9977  
Fax: 919-789-9591  
License: C-2197

**EXISTING AND PROPOSED  
SIGNING DETAIL**

TIP NO. R-5516	SHEET NO. SIGN-9
APPROVED: <i>Joseph Kopasick</i> <small>REGISTERED PROFESSIONAL ENGINEER</small>	
DATE: 3/15/2017	
SEAL 	
DOCUMENT NOT CONSIDERED FINAL UNLESS ALL SIGNATURES COMPLETED	



- NOTE:
1. DISPOSAL OF SIGN SYSTEM, WOOD
  2. SIGN ERECTION, RELOCATE SIGN TYPE D
  3. DISPOSAL OF SUPPORT, WOOD
  4. RELOCATE SIGN BY OTHERS
  5. SIGNS TO BE INSTALLED BY OTHERS
  6. COORDINATE REMOVAL OF SIGN/FLASHER WITH SIGNAL CONTRACTOR


3/15/2017 10:58:10 AM C:\SIGN-9.dgn

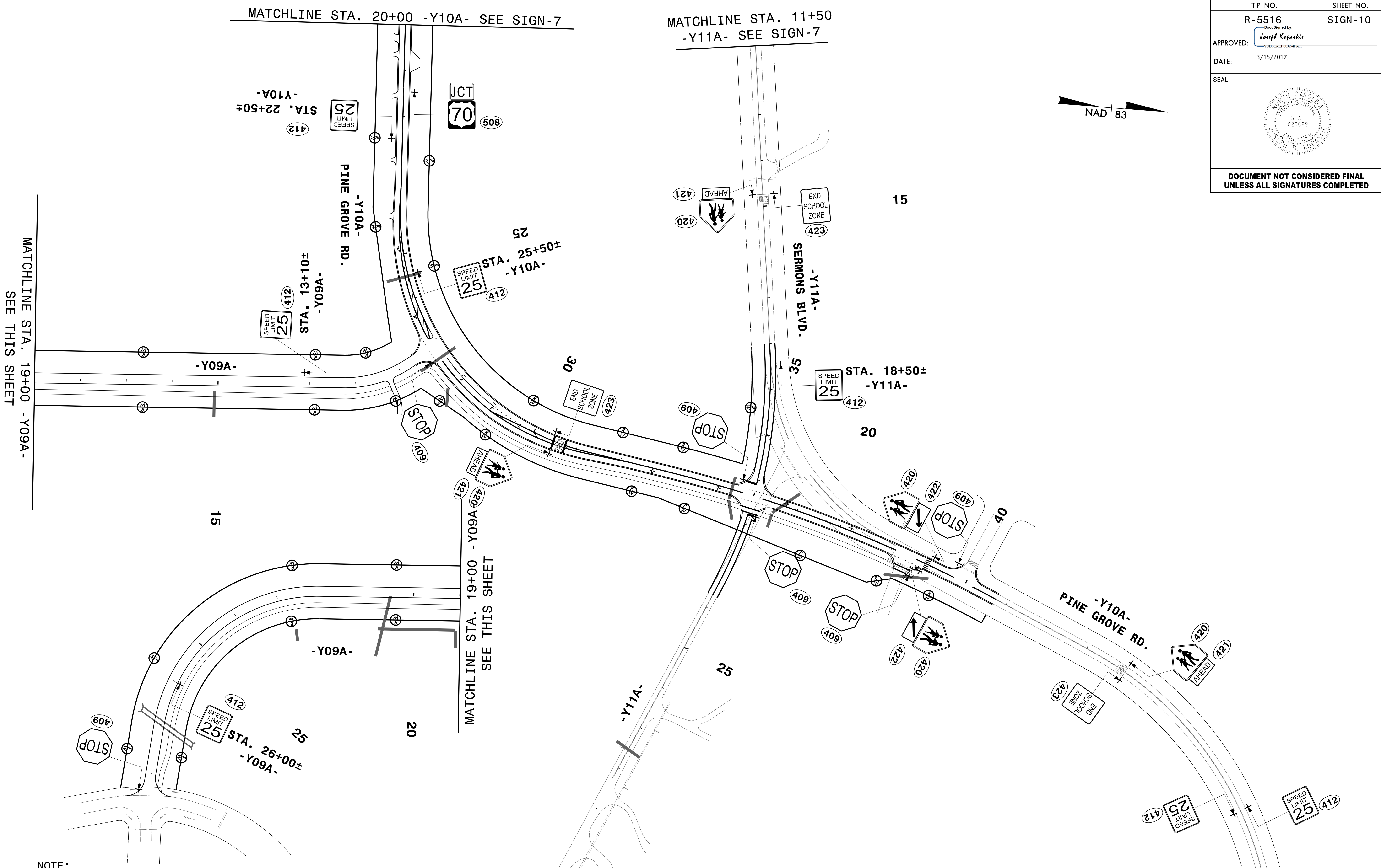
**SEPI**  
ENGINEERING & CONSTRUCTION

1025 Wade Avenue  
Raleigh, NC 27605  
Tel: 919-789-9977  
Fax: 919-789-9591  
License: C-2197

**EXISTING AND PROPOSED  
SIGNING DETAIL**



TIP NO. R-5516	SHEET NO. SIGN-10
APPROVED: <i>Joseph Kopasick</i>	
DATE: 3/15/2017	
SEAL	
	
DOCUMENT NOT CONSIDERED FINAL UNLESS ALL SIGNATURES COMPLETED	




- NOTE:
1. DISPOSAL OF SIGN SYSTEM, WOOD
  2. SIGN ERECTION, RELOCATE SIGN TYPE D
  3. DISPOSAL OF SUPPORT, WOOD
  4. RELOCATE SIGN BY OTHERS
  5. SIGNS TO BE INSTALLED BY OTHERS
  6. COORDINATE REMOVAL OF SIGN/FLASHER WITH SIGNAL CONTRACTOR

3/15/2017 10:58:10 AM SIGN-10.dgn

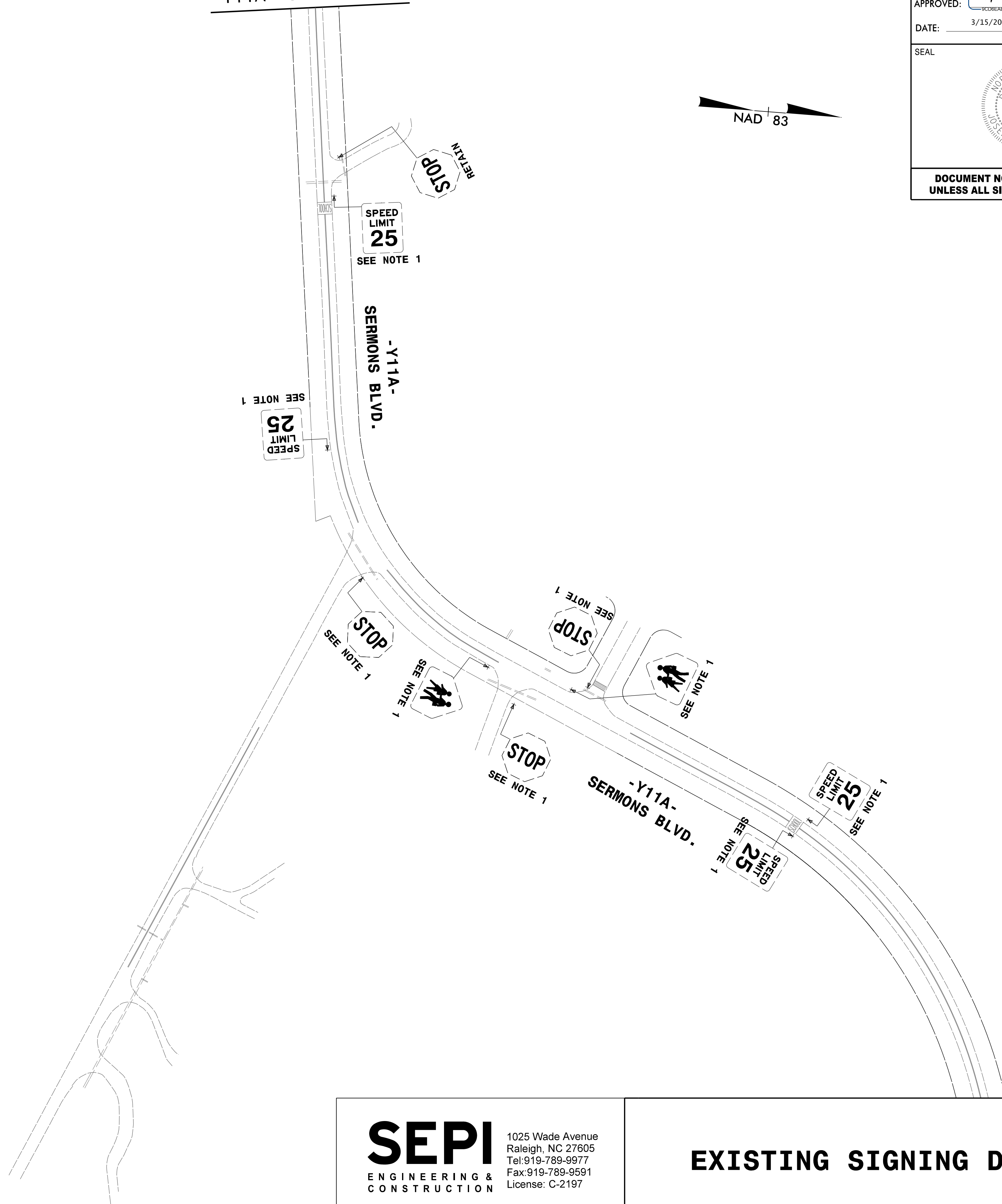
**SEPI**  
ENGINEERING & CONSTRUCTION

1025 Wade Avenue  
Raleigh, NC 27605  
Tel: 919-789-9977  
Fax: 919-789-9591  
License: C-2197

**PROPOSED SIGNING DETAIL**

TIP NO. R-5516	SHEET NO. SIGN-10A
APPROVED: <i>Joseph Kopaskie</i> <small>REGISTERED PROFESSIONAL ENGINEER</small>	
DATE: 3/15/2017	
SEAL 	
DOCUMENT NOT CONSIDERED FINAL UNLESS ALL SIGNATURES COMPLETED	

MATCHLINE STA. 11+50  
-Y11A- SEE SIGN-7A



- NOTE:**
1. DISPOSAL OF SIGN SYSTEM, WOOD
  2. SIGN ERECTION, RELOCATE SIGN TYPE D
  3. DISPOSAL OF SUPPORT, WOOD
  4. RELOCATE SIGN BY OTHERS
  5. SIGNS TO BE INSTALLED BY OTHERS
  6. COORDINATE REMOVAL OF SIGN/FLASHER WITH SIGNAL CONTRACTOR

3/15/2017 10:58:10 AM SIGN-10A.dgn

**SEPI**  
ENGINEERING & CONSTRUCTION

1025 Wade Avenue  
Raleigh, NC 27605  
Tel: 919-789-9977  
Fax: 919-789-9591  
License: C-2197

**EXISTING SIGNING DETAIL**