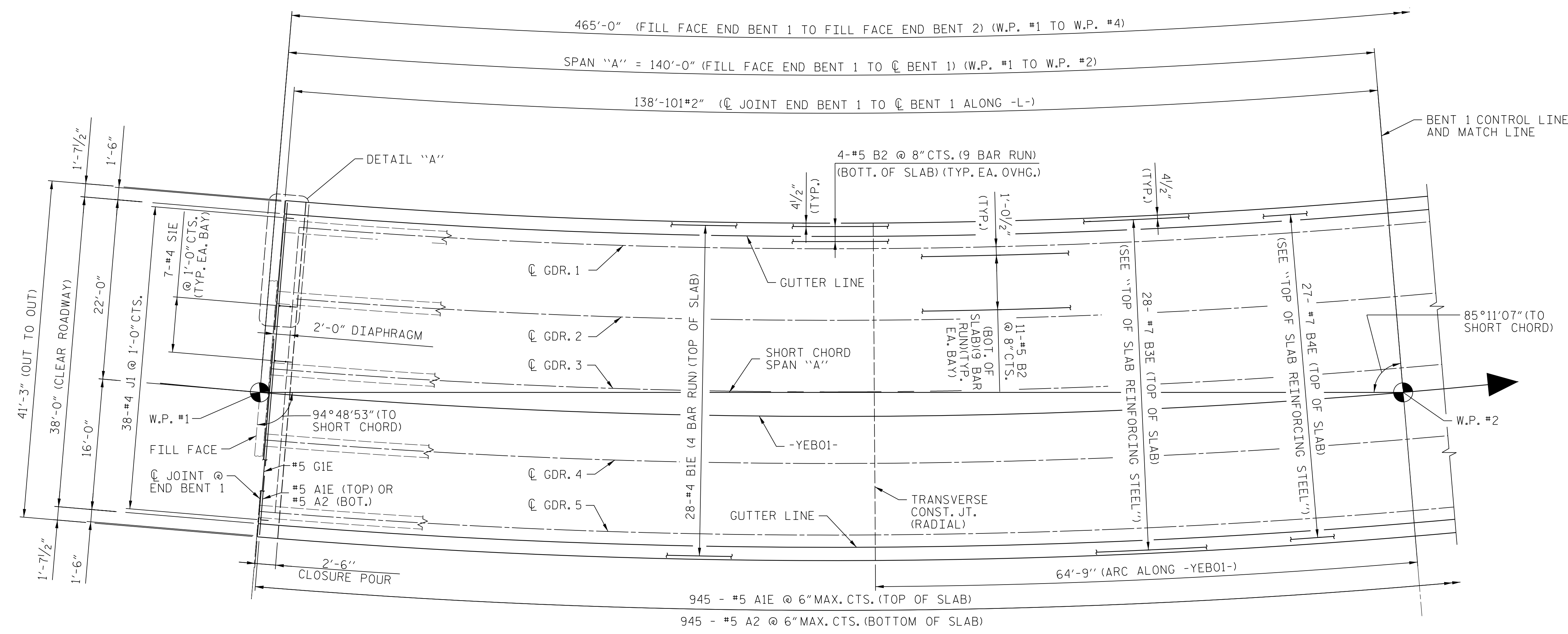
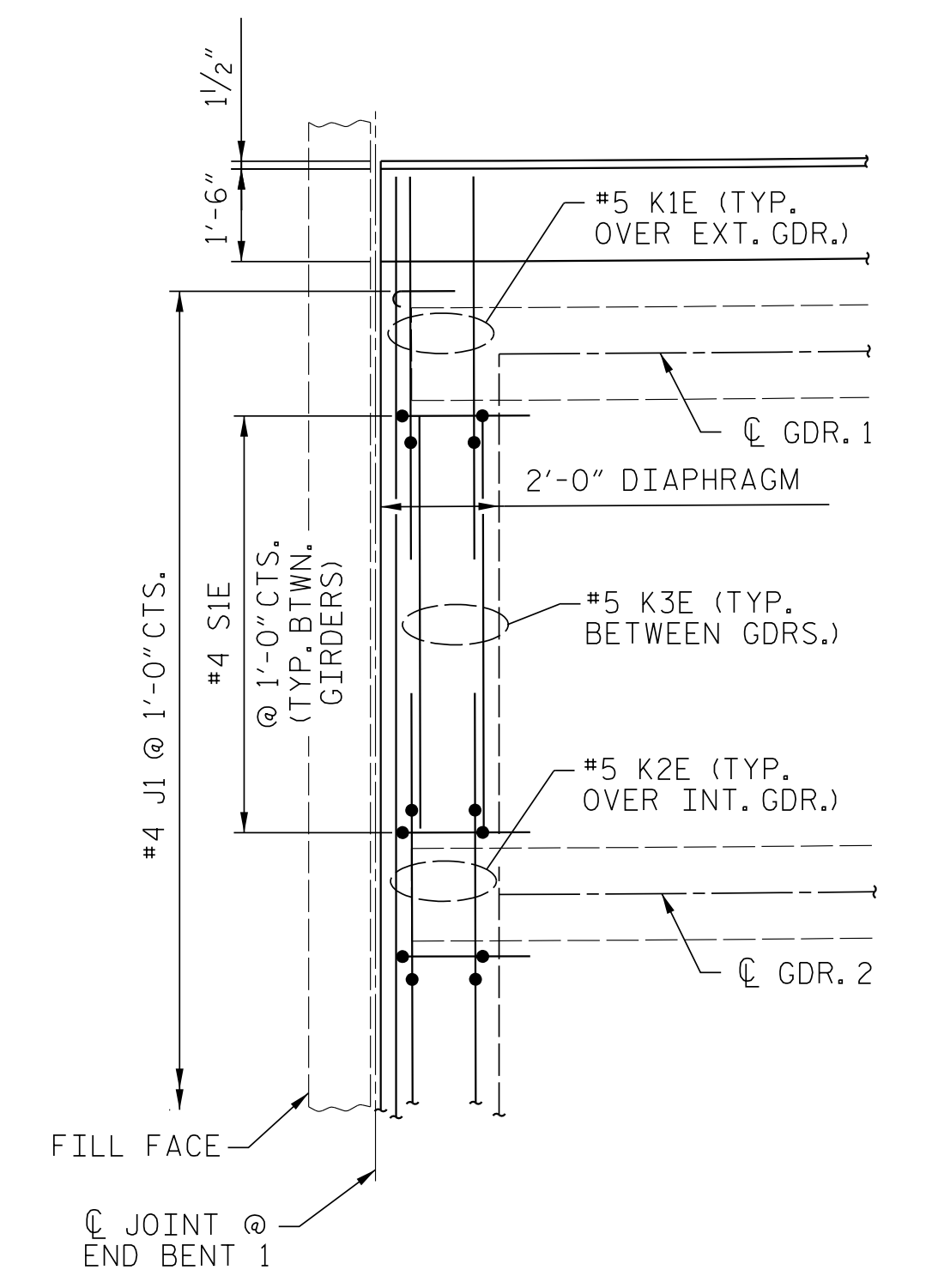


**NOTES**

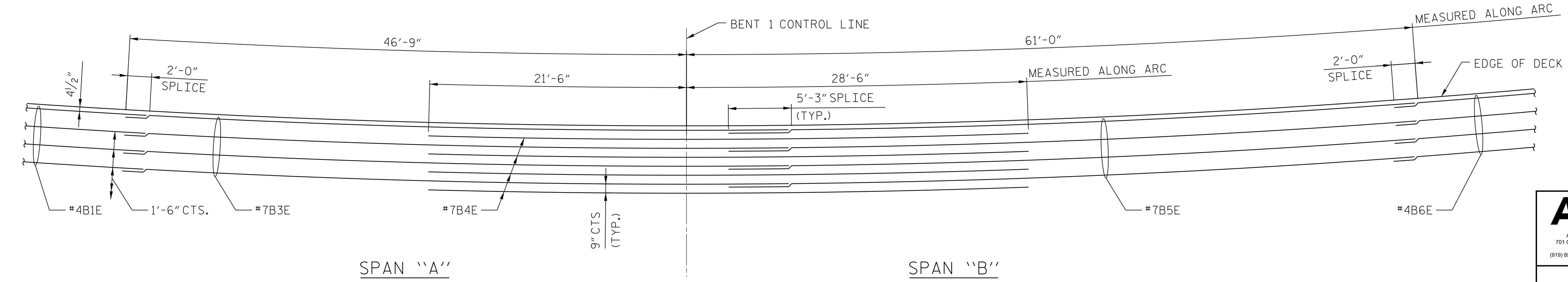
FOR CONCRETE BARRIER RAIL DETAILS, SEE "CONCRETE BARRIER RAIL" SHEET.  
 FOR TRANSVERSE CONSTRUCTION JOINT IN DECK SLAB DETAIL, SEE SUPERSTRUCTURE "TYPICAL SECTION AND DETAILS" SHEET 2 OF 2.  
 TRANSVERSE CONSTRUCTION JOINTS MAY BE SHIFTED SLIGHTLY, IF NECESSARY, TO PROVIDE 2" MINIMUM CLEARANCE TO "A" BARS.



**PLAN OF SPAN "A"**  
 (ALL DIMENSIONS RADIAL UNLESS NOTED)



**DETAIL "A"**



**TOP OF SLAB REINFORCING STEEL**

PROJECT NO. R-5516  
CRAVEN COUNTY  
 STATION: 32+25.84 -YEB01-  
75+13.29 -L-  
 SHEET 1 OF 3

**AECOM**  
 AECOM TECHNICAL SERVICES, INC.  
 701 CORPORATE CENTER DRIVE, SUITE 475  
 RALEIGH, NC 27607  
 (919) 854-6200 www.aecom.com  
 AECOM License No. F-0342

4/12/2017  
 NORTH CAROLINA PROFESSIONAL SEAL  
 SEAL 030474  
 ENGINEER JOHN C. MORRISON

DocuSigned by: John C. Morrison  
 A2FDE142C2F248B

STATE OF NORTH CAROLINA DEPARTMENT OF TRANSPORTATION RALEIGH					
SUPERSTRUCTURE					
PLAN OF SPAN "A"					
REVISIONS					
NO.	BY:	DATE:	NO.	BY:	DATE:
1			3		
2			4		
SHEET NO. S-11					TOTAL SHEETS 51

DOCUMENT NOT CONSIDERED FINAL UNLESS ALL SIGNATURES COMPLETED

DRAWN BY : S. G. STREDNAK DATE : 03/16  
 CHECKED BY : J. C. MORRISON DATE : 03/16  
 DESIGN E.O.R. : J. C. MORRISON DATE : 05/16

DATE: 4/7/2017  
 TIME: 2:50:07 PM

USER: jmorriso  
 DN: /cn=John C. Morrison, o=AECOM, ou=Road/400\_Technical/408\_Structure/Cada/401\_095\_S11\_R5516\_S11\_P50.dgn