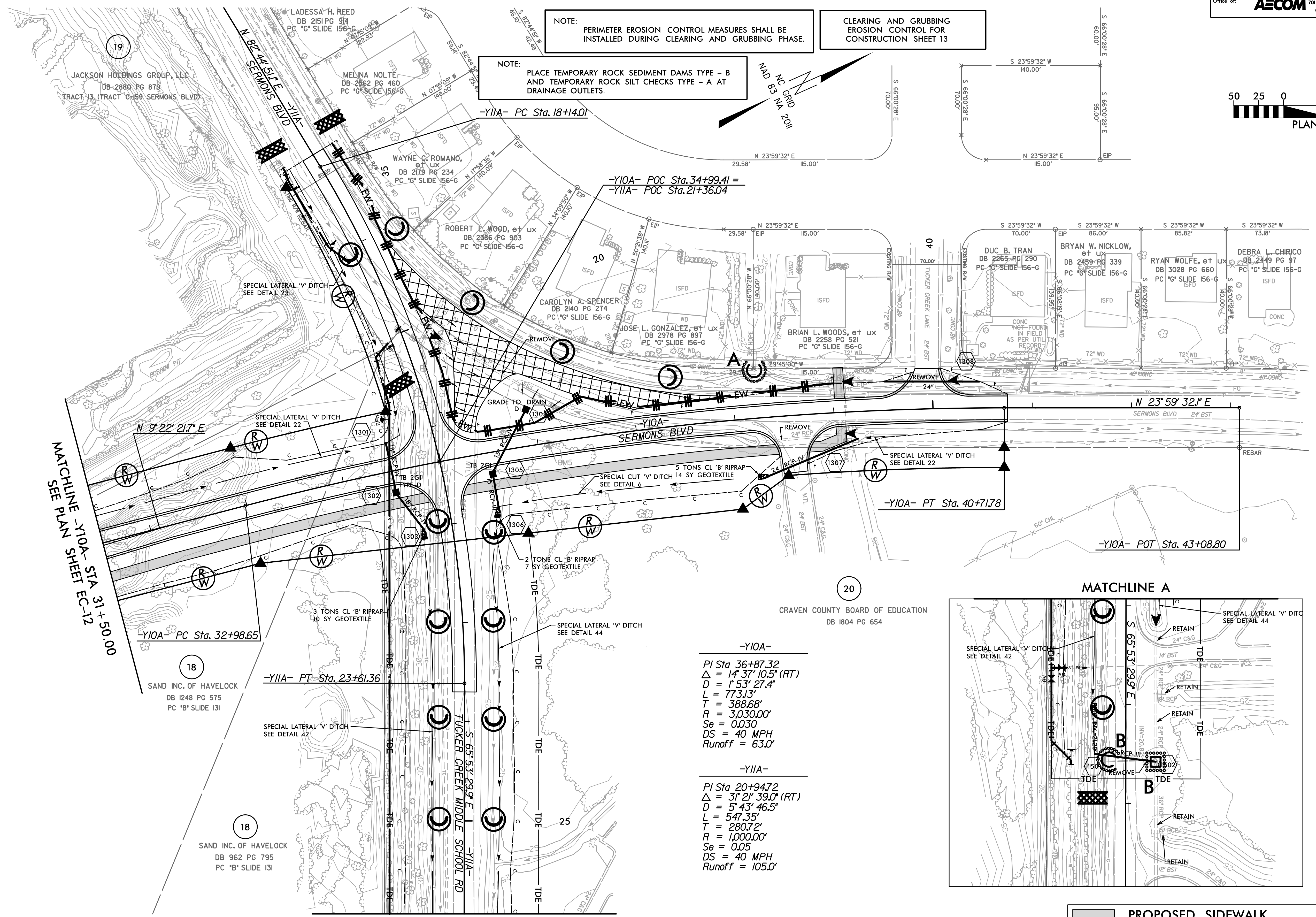
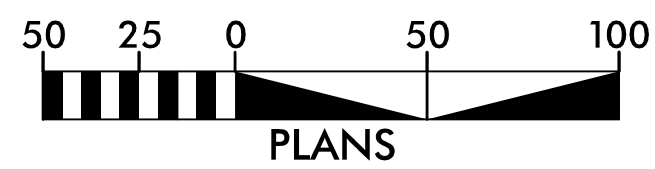


NOTE: PERIMETER EROSION CONTROL MEASURES SHALL BE INSTALLED DURING CLEARING AND GRUBBING PHASE.

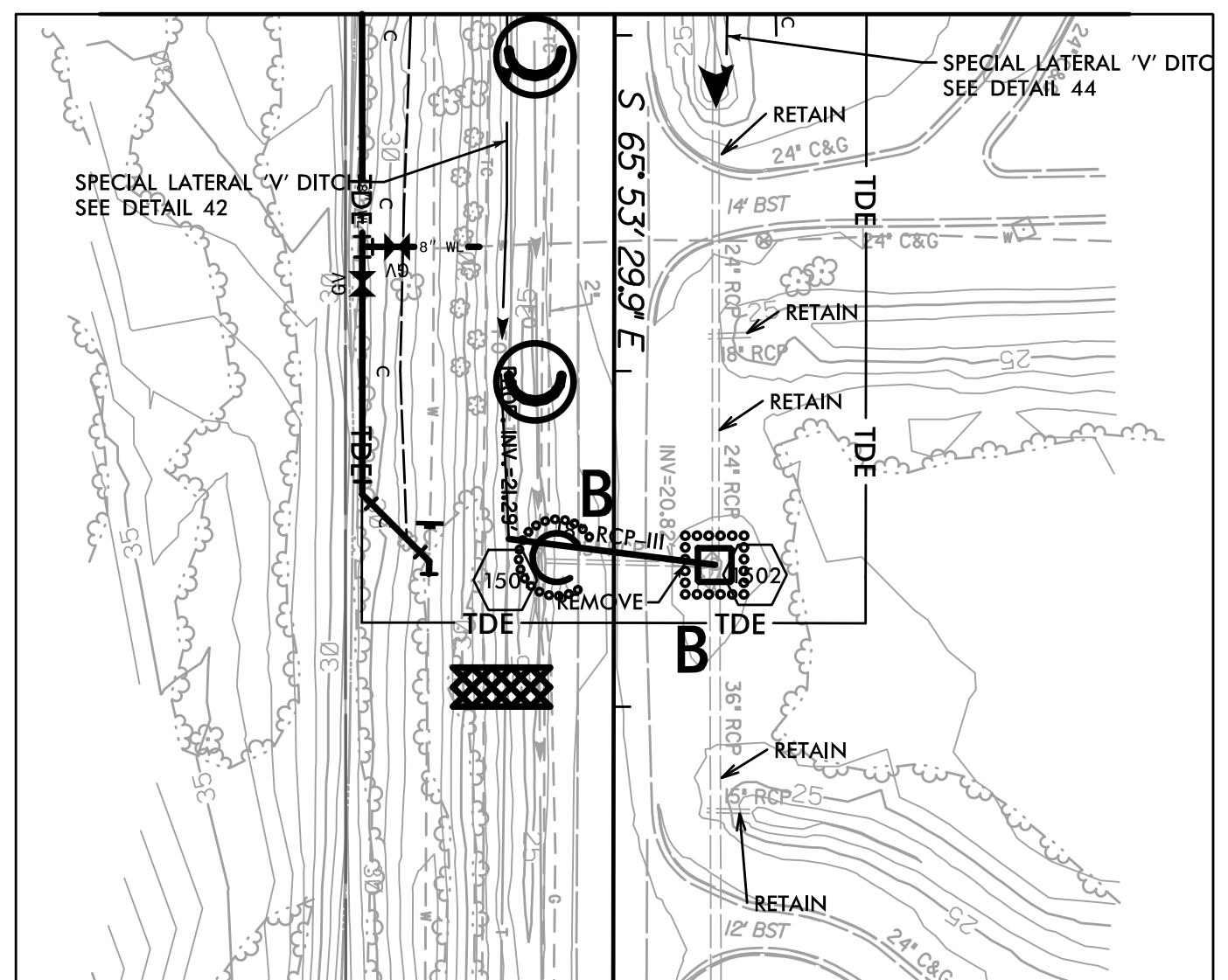
CLEARING AND GRUBBING EROSION CONTROL FOR CONSTRUCTION SHEET 13

NOTE: PLACE TEMPORARY ROCK SEDIMENT DAMS TYPE - B AND TEMPORARY ROCK SILT CHECKS TYPE - A AT DRAINAGE OUTLETS.



-Y10A-
 PI Sta. 36+87.32
 $\Delta = 14^{\circ} 37' 10.5''$ (RT)
 $D = 1^{\circ} 53' 27.4''$
 $L = 773.13'$
 $T = 388.68'$
 $R = 3,030.00'$
 $Se = 0.030$
 $DS = 40$ MPH
 $Runoff = 63.0'$

-Y11A-
 PI Sta. 20+94.72
 $\Delta = 31^{\circ} 21' 39.0''$ (RT)
 $D = 5^{\circ} 43' 46.5''$
 $L = 547.35'$
 $T = 280.72'$
 $R = 1,000.00'$
 $Se = 0.05$
 $DS = 40$ MPH
 $Runoff = 105.0'$



PROPOSED SIDEWALK
 PROPOSED PAVEMENT REMOVAL
 FOR -Y10A- PROFILE, SEE SHEET NO. 25
 FOR -Y11A- PROFILE, SEE SHEET NO. 25