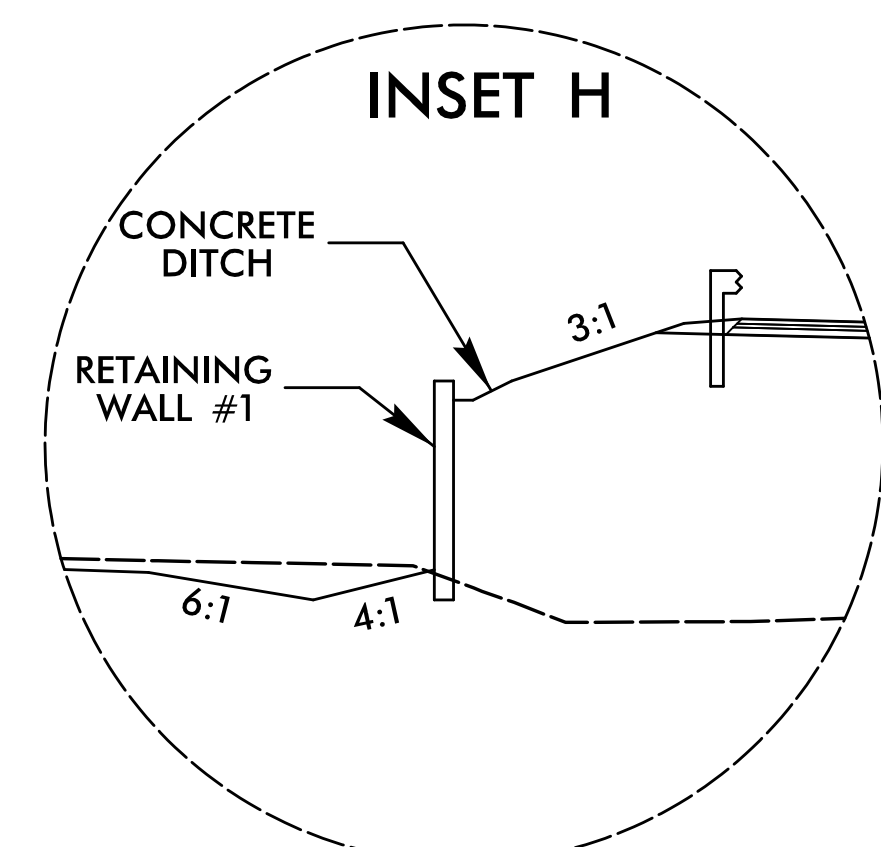
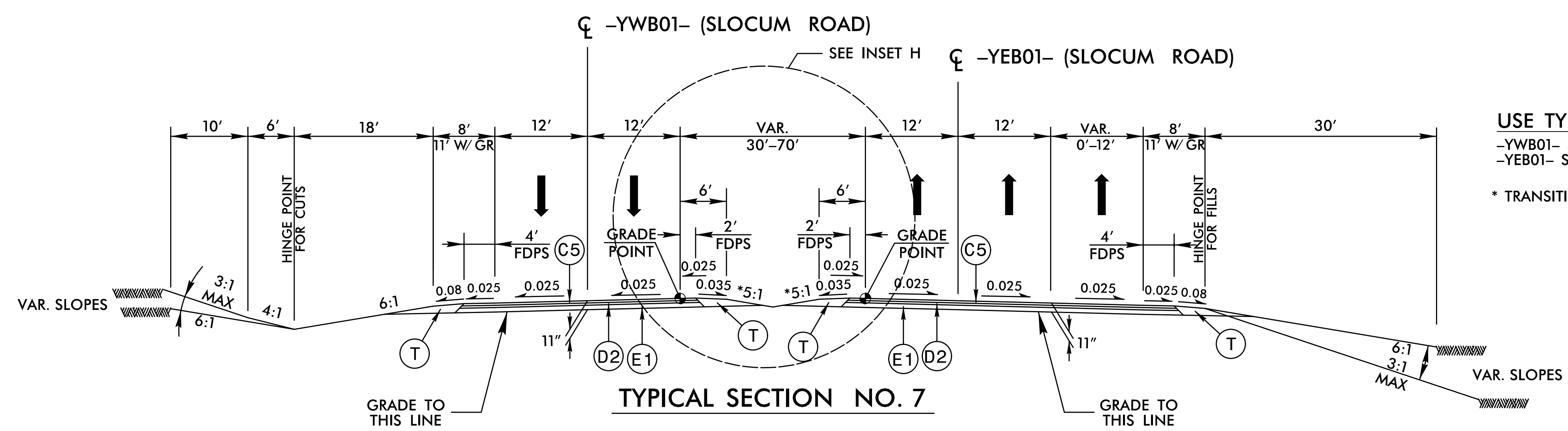


PROJECT REFERENCE NO. R-5516	SHEET NO. 2A-4
RW SHEET NO.	
ROADWAY DESIGN ENGINEER <i>[Signature]</i>	PAVEMENT DESIGN ENGINEER <i>[Signature]</i>
5/12/2017	5/18/2017
Prepared in the Office of: AECOM 70 Corporate Center Drive, Suite 415 Raleigh, NC 27603 919 854-6200 • FAX 919 854-6259/FAO	

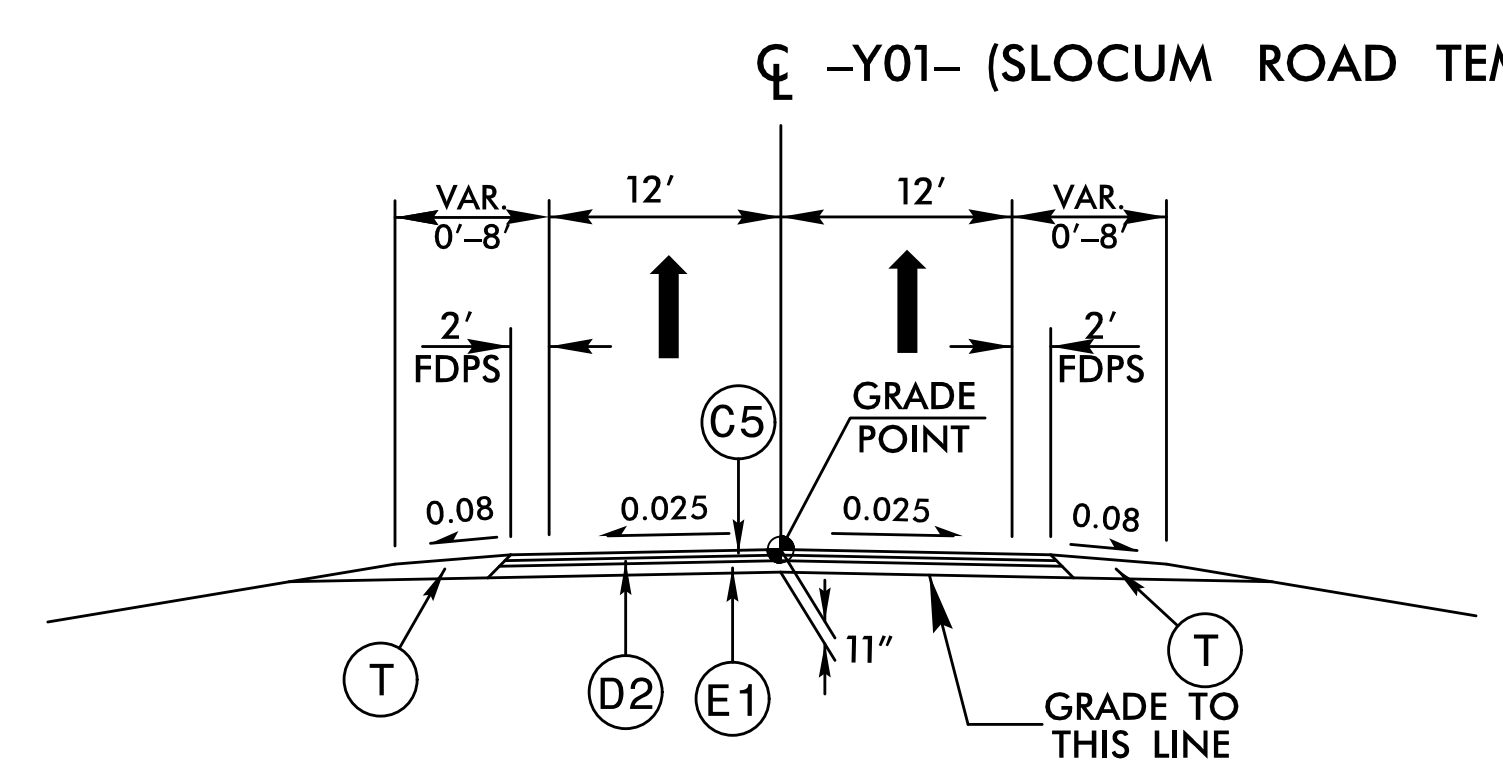
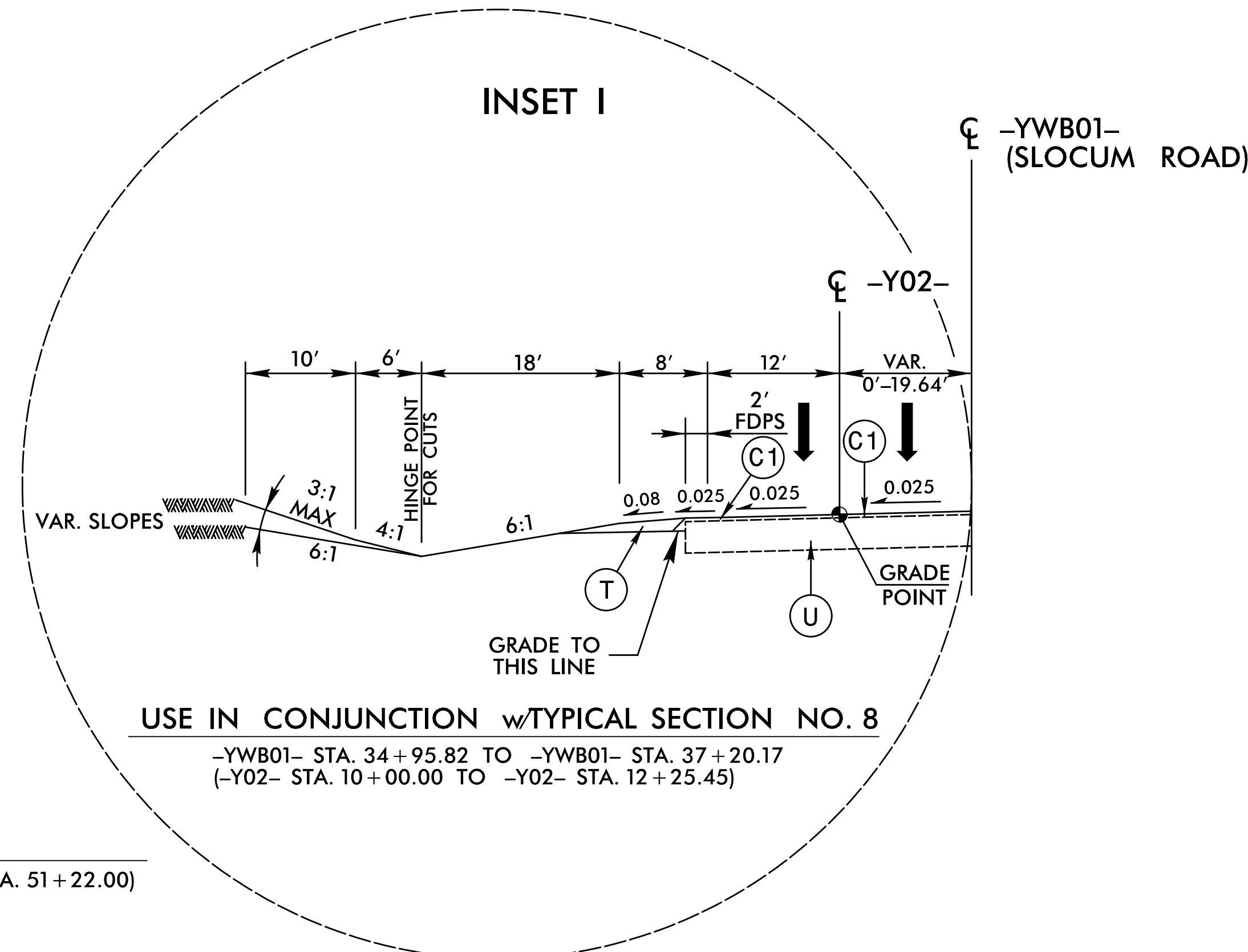
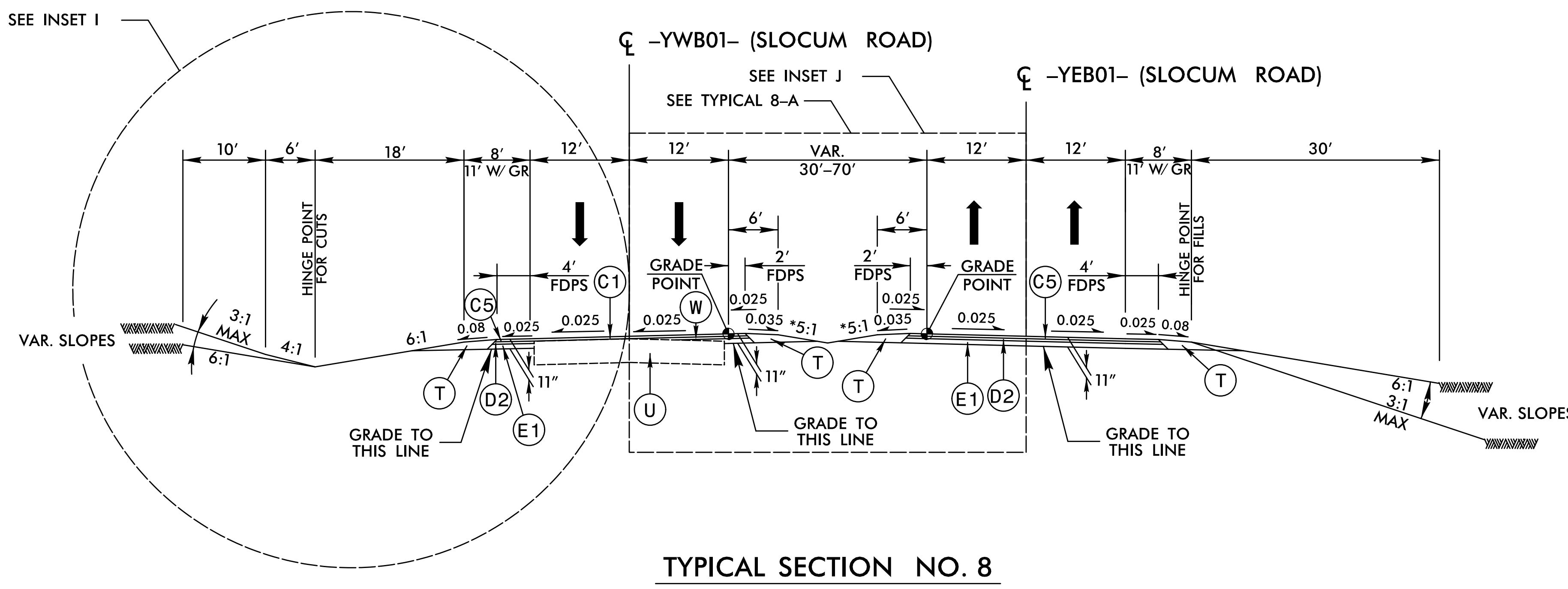
DOCUMENT NOT CONSIDERED FINAL UNLESS ALL SIGNATURES COMPLETED



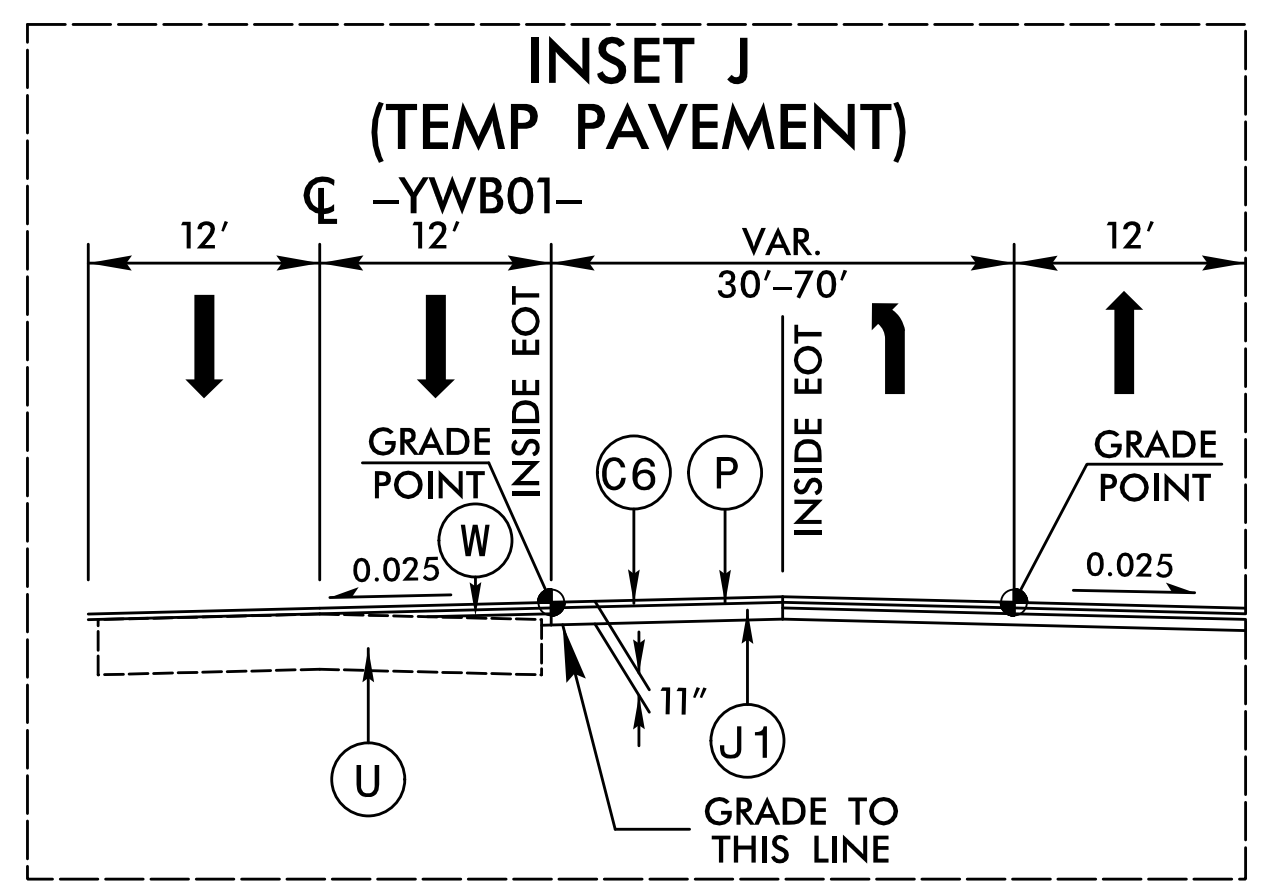
C1	1.5" S9.5B
C2	1.5" S9.5C
C3	2" S9.5B
C4	2" S9.5C
C5	3" S9.5B
C6	3" S9.5C
C7	VAR. S9.5B
C8	VAR. S9.5C
D1	2.5" I19.0C
D2	4" I19.0B
D3	4" I19.0C
D4	VAR. I19.0B
D5	VAR. I19.0C
E1	4" B25.0B
E2	4" B25.0C
E3	VAR. B25.0B
E4	VAR. B25.0C
J1	8" ABC
P	PRIME COAT
R1	5" MONO CONC ISLAND
R2	2'-6" CURB & GUTTER
R3	SHLD BERM GUTTER
T	EARTH MATERIAL.
U	EXISTING PAVEMENT.
W	WEDGING

USE IN CONJUNCTION wTYPICAL SECTION NO. 7
 -YEB01- STA. 38+00.00 TO -YEB01- STA. 41+13.29

USE TYPICAL SECTION NO. 8
 -YWB01- STA. 21+30.00 TO -YWB01- STA. 38+75.00
 -YEB01- STA. 46+16.28 TO -YEB01- STA. 59+74.38
 * TRANSITION FROM 8:1, 70' MEDIAN TO 5:1, 30' MEDIAN



USE IN CONJUNCTION wTYPICAL SECTION NO. 8
 -YWB01- STA. 36+13.60 TO -YWB01- STA. 37+43.28
 -YEB01- STA. 57+12.98 TO -YEB01- STA. 58+42.66
 (-Y01- STA. 11+32.45 TO -Y01- STA. 12+65.60)



USE IN CONJUNCTION wTYPICAL SECTION NO. 8
 -YWB01- STA. 27+89.00 TO -YWB01- STA. 29+80.00 (-YEB01- STA. 49+67.00 TO STA. 51+22.00)
 -YEB01- STA. 55+08.00 TO -YEB01 STA. 57+49.19

REVISIONS

DATE/TIME: 4/24/17 PM
 DSN: R:\Roadway\Proj\N-5516-04-YWB01.dwg