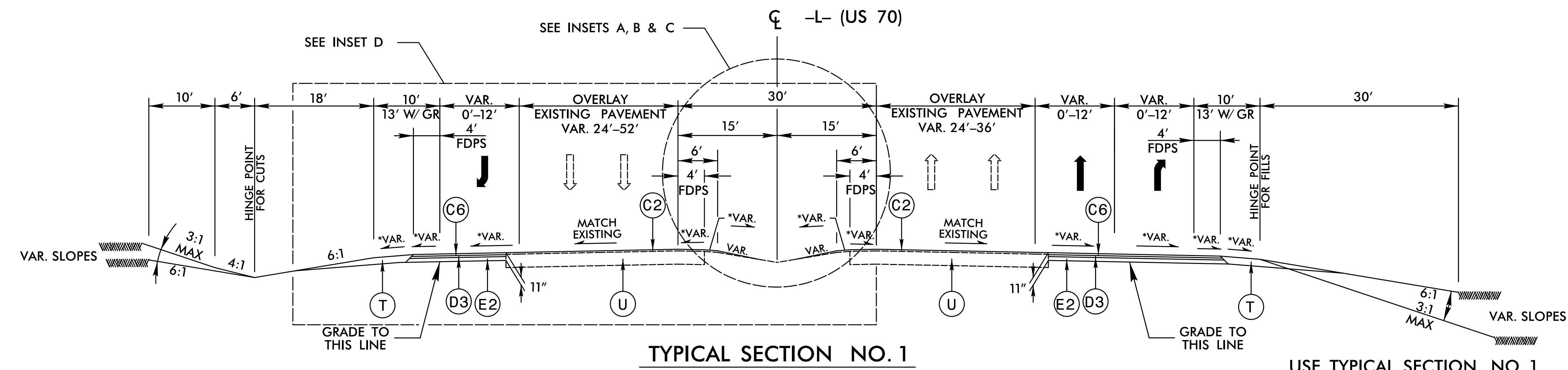


PROJECT REFERENCE NO. R-5516	SHEET NO. 2A-2
RW SHEET NO.	
ROADWAY DESIGN ENGINEER 	PAVEMENT DESIGN ENGINEER
Prepared in the Office of: AECOM NC FIRM LICENSE No. F-0342 70 Corporate Center Drive, Suite 415 Raleigh, NC 27603 (919) 854-6200 • (919) 854-6259 FAX	

DOCUMENT NOT CONSIDERED FINAL UNLESS ALL SIGNATURES COMPLETED

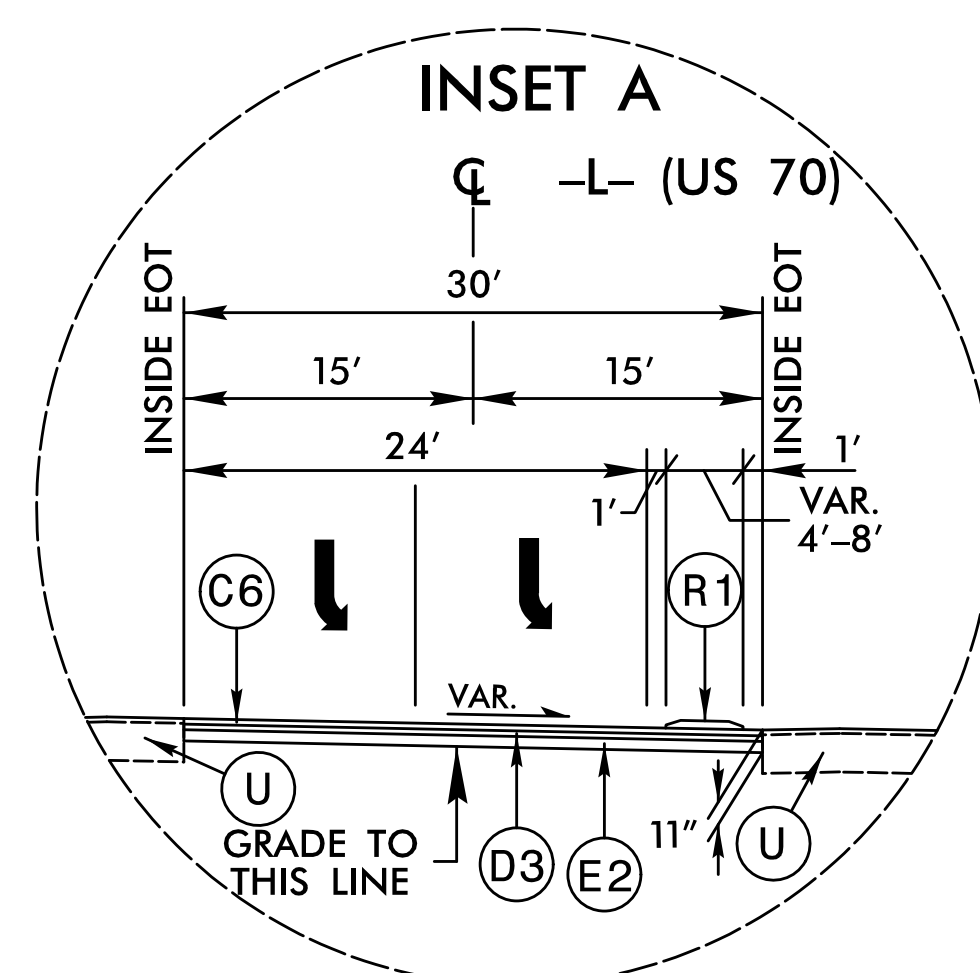


TYPICAL SECTION NO. 1

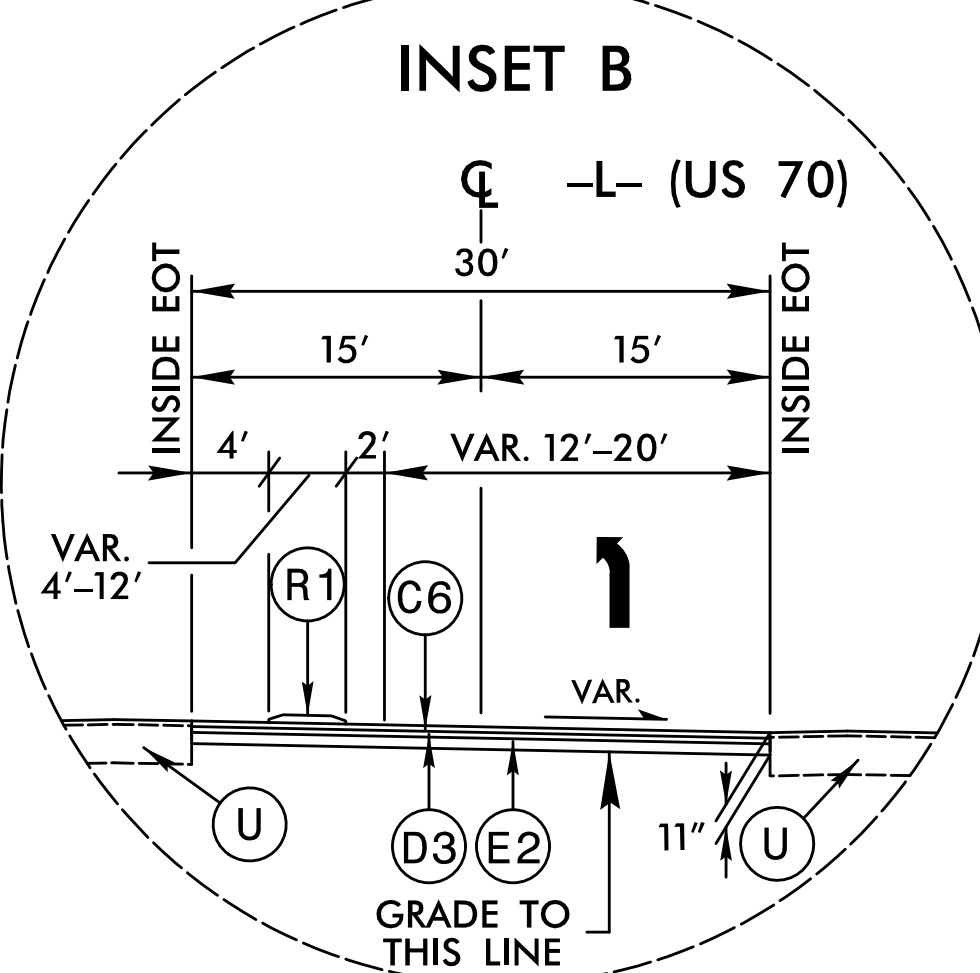
USE TYPICAL SECTION NO. 1
 -L- STA. 60+00.00 TO -L- STA. 73+25.00
 -L- STA. 77+66.79 TO -L- STA. 121+72.22

* PROPOSED WIDENING AND 4' PAVED SHOULDER TO MATCH SLOPE OF EXISTING THRU LANES. FOLLOW NCDOT RDY. STD. DWG. 560.02 FOR TURF SHOULDER SLOPE

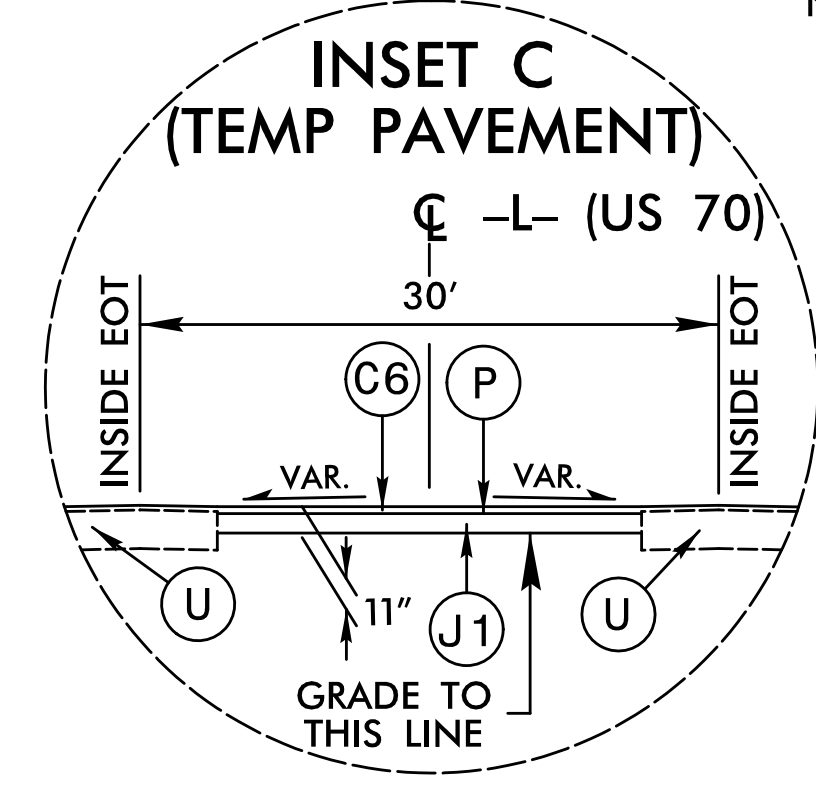
C1	1.5" S9.5B
C2	1.5" S9.5C
C3	2" S9.5B
C4	2" S9.5C
C5	3" S9.5B
C6	3" S9.5C
C7	VAR. S9.5B
C8	VAR. S9.5C
D1	2.5" I19.0C
D2	4" I19.0B
D3	4" I19.0C
D4	VAR. I19.0B
D5	VAR. I19.0C
E1	4" B25.0B
E2	4" B25.0C
E3	VAR. B25.0B
E4	VAR. B25.0C
J1	8" ABC
P	PRIME COAT
R1	5" MONO CONC ISLAND
R2	2'-6" CURB & GUTTER
R3	SHLD BERM GUTTER
T	EARTH MATERIAL.
U	EXISTING PAVEMENT.
W	WEDGING



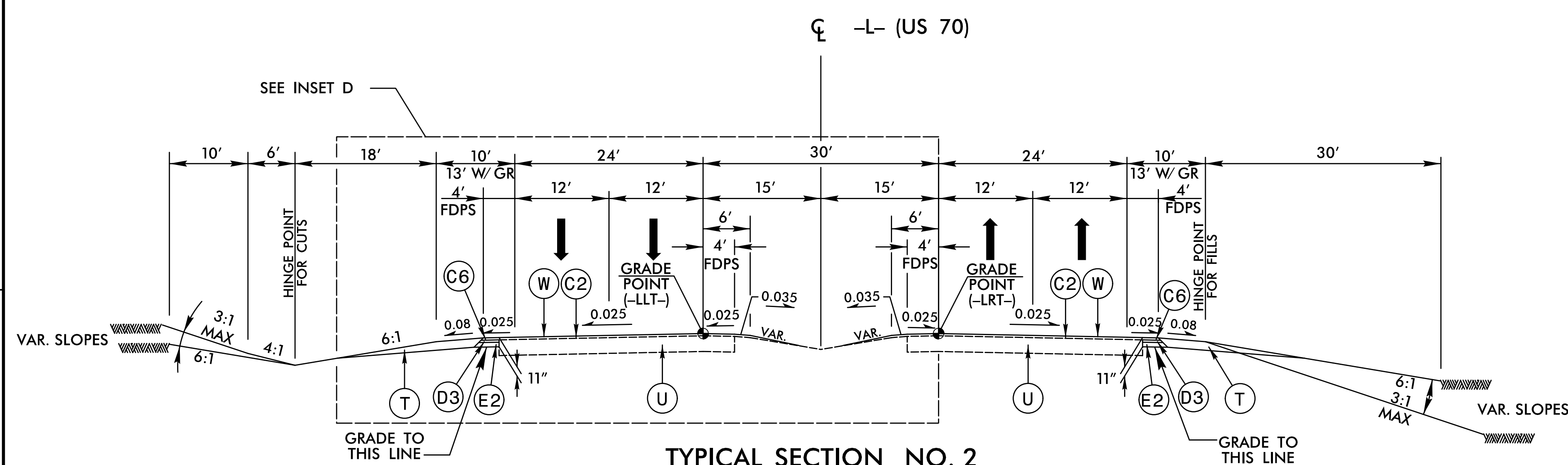
USE IN CONJUNCTION w/TYPICAL SECTION NO. 1
 -L- STA. 100+26.06 TO -L- STA. 110+21.62



USE IN CONJUNCTION w/TYPICAL SECTION NO. 1
 -L- STA. 115+17.03 TO -L- STA. 121+72.22

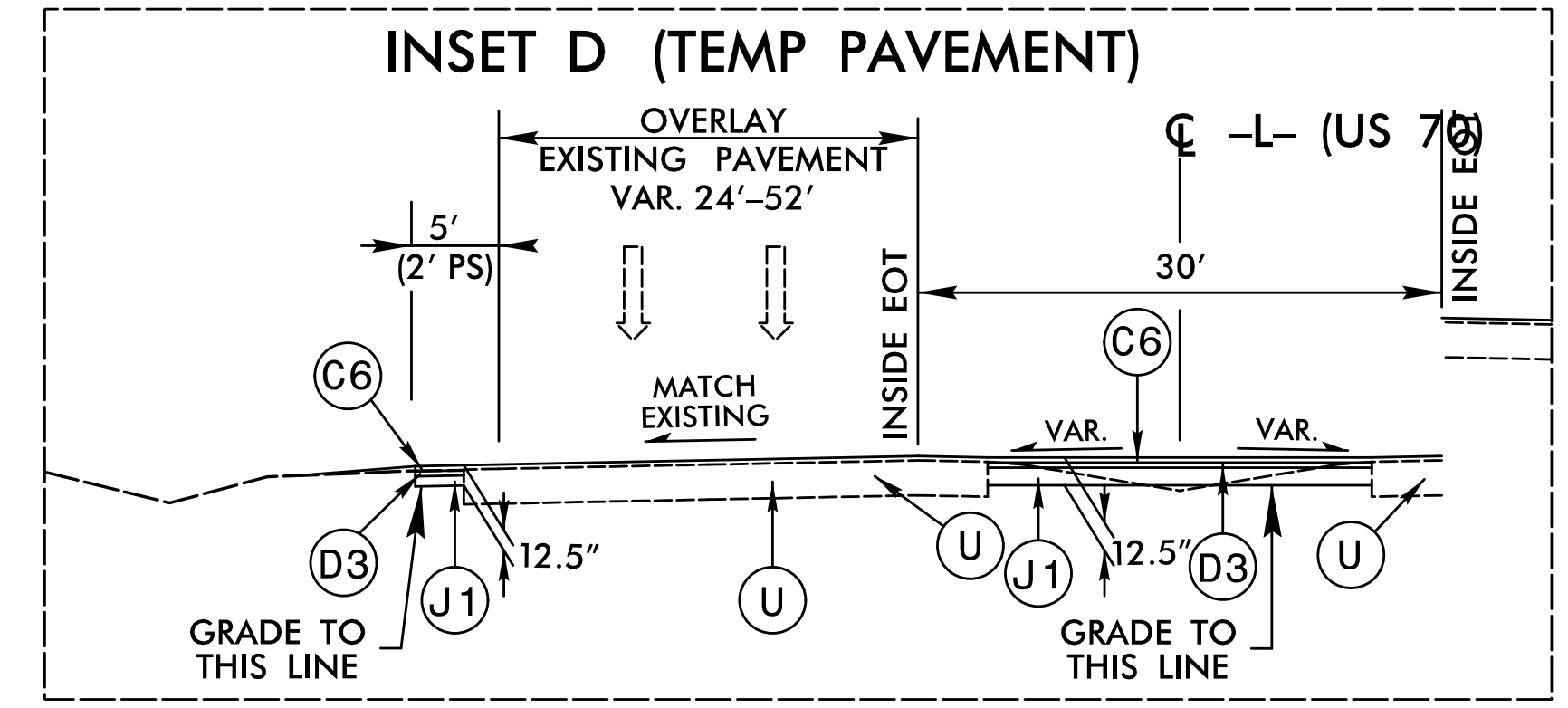


USE IN CONJUNCTION w/TYPICAL SECTION NO. 1
 -L- STA. 64+25.00 TO -L- STA. 69+08.00



TYPICAL SECTION NO. 2

USE TYPICAL SECTION NO. 2
 -L- STA. 73+25.00 TO -L- STA. 77+66.79



USE IN CONJUNCTION w/TYPICAL SECTION NO. 1 & NO. 2
 -L- STA. 67+97.00 TO -L- STA. 84+03.00 (LEFT)
 -L- STA. 76+58.00 TO -L- STA. 77+38.00 (MEDIAN)
 -L- STA. 79+81.00 TO -L- STA. 84+26.00 (MEDIAN)

REVISIONS

DATE/TIME: 4/26/16 PM
 DSN: R:\Roadway\Proj\5516_rdy\ypadp