

**This electronic collection of documents is provided
for the convenience of the user
and is Not a Certified Document –**


**The documents contained herein were originally issued
and sealed by the individuals whose names and license
numbers appear on each page, on the dates appearing
with their signature on that page.**

**This file or an individual page
shall not be considered a certified document.**

STATE OF NORTH CAROLINA
DEPARTMENT OF TRANSPORTATION

SIGNING PLAN
NASH COUNTY

LOCATION: ROCKY MOUNT - US 301 BYPASS FROM SR 1836 (MAY DRIVE) TO NC 43-48 (BENVENUE ROAD) INTERCHANGE

PROJECT REFERENCE NO. U-3330	SHEET NO. SIGN-1
APPROVED: <i>Betsy L. Watson</i> <small>33E67B834F8743F</small>	
DATE: 3/7/2017	
SEAL 	
DOCUMENT NOT CONSIDERED FINAL UNLESS ALL SIGNATURES COMPLETED	

T.I.P.: U-3330

CONTRACT: C203907

ROADWAY STANDARD DRAWING

THE FOLLOWING ROADWAY STANDARDS AS APPEAR IN "ROADWAY STANDARD DRAWINGS" - PROJECT SERVICES UNIT - N.C. DEPARTMENT OF TRANSPORTATION - RALEIGH, N.C., DATED JANUARY 2012 ARE APPLICABLE TO THIS PROJECT AND BY REFERENCE HEREBY ARE CONSIDERED A PART OF THESE PLANS:

STD. NO.	TITLE
901.10	TYPE 'A' SIGNS
901.50	ARROWS AND SHIELDS
901.70	SIGN STRINGERS AND SUPPORT SPACING
901.80	SIGN MOUNTING DETAILS - FOR TYPE A AND TYPE B SIGNS
903.10	GROUND MOUNTED SIGN SUPPORTS
904.10	ORIENTATION OF GROUND MOUNTED SIGNS
904.50	MOUNTING OF TYPE 'D', 'E' AND 'F' SIGNS ON 'U' CHANNEL POSTS

GENERAL NOTES

- SIGNS FURNISHED BY STATE
- CONFIRM IN WRITING AT LEAST 4 MONTHS IN ADVANCE, THE ACTUAL DATE THE DEPARTMENT FURNISHED SIGNS WILL BE REQUIRED.
- ALL TYPE 'D' SIGNS SHALL BE MOUNTED ON TWO U-CHANNEL POSTS UNLESS OTHERWISE INDICATED ON THE PLANS.
- IF REMOVAL OR RELOCATION OF SIGNS ON PRIVATE STREET (NON-STATE MAINTAINED) IS REQUIRED DUE TO CONSTRUCTION, THE CONTRACTOR SHALL INFORM THE ENGINEER. THE WORK WILL BE COMPLETED BY OTHERS.
- WHEN NOT STATIONED OR DIMENSIONED ON PLANS, ALL 'E' AND 'F' SIGNS SHALL BE FIELD LOCATED BY THE ENGINEER
- ALL EXISTING SIGNS ON "U" CHANNEL POST WITHIN THE PROJECT LIMITS SHALL BE REMOVED AND DISPOSED OF UNLESS OTHERWISE NOTED ON PLANS.
- WHEN EXISTING SIGNS ARE REMOVED AND INSTALLED ON NEW SUPPORTS, THE RE-ERECTION SHALL IMMEDIATELY FOLLOW THE REMOVAL.
- THE BACKGROUND FOR TYPE E & F SIGNS SHALL BE TYPE C REFLECTIVE SHEETING.
- DO NOT BEGIN FABRICATION FOR TYPES A & B SIGNS MOUNTED ON OVERHEAD STRUCTURES OR STEEL SUPPORTS UNTIL "S" DIMENSIONS HAVE BEEN FIELD VERIFIED.
- SEE ROADWAY PLANS FOR GUARD/GUIDE RAIL DETAILS.

SUMMARY OF QUANTITIES


ITEM NO.	ITEM DESCRIPTION	QUANTITY	UNIT
DESC. NO.	SECT. NO.		
4048000000	902	REINFORCED CONCRETE SIGN FOUNDATION	4 C.Y.
4054000000	902	PLAIN CONCRETE SIGN FOUNDATION	2 C.Y.
4057000000	SP	OVERHEAD FOOTING	42 C.Y.
4060000000	903	SUPPORTS, BREAKAWAY STEEL BEAM	5123 LB.
4066000000	903	SUPPORTS, SIMPLE STEEL BEAM	755 LB.
4072000000	903	SUPPORTS, 3 LB STEEL U-CHANNEL	2700 L.F.
4082100000	SP	SUPPORTS, OVERHEAD SIGN STRUCTURE @ -L- STA. 116+75	1 L.S.
4082100000	SP	SUPPORTS, OVERHEAD SIGN STRUCTURE @ -L- STA. 124+75	1 L.S.
4082100000	SP	SUPPORTS, OVERHEAD SIGN STRUCTURE @ -L- STA. 91+85	1 L.S.
4096000000	904	SIGN ERECTION, TYPE D	8 EA.
4102000000	904	SIGN ERECTION, TYPE E	190 EA.
4108000000	904	SIGN ERECTION, TYPE F	27 EA.
4109000000	904	SIGN ERECTION, TYPE A (OVERHEAD)	3 EA.
4110000000	904	SIGN ERECTION, TYPE A (GROUND MOUNTED)	11 EA.
4116100000	904	SIGN ERECTION, RELOCATE SIGN TYPE A (GROUND MOUNTED)	5 EA.
4116100000	904	SIGN ERECTION, RELOCATE SIGN TYPE D (GROUND MOUNTED)	18 EA.
4138000000	907	DISPOSAL OF SUPPORT, STEEL BEAM	3 EA.
4141000000	907	DISPOSAL OF SUPPORT, WOOD	1 EA.
4155000000	907	DISPOSAL OF SIGN SYSTEM, U-CHANNEL	158 EA.
4158000000	907	DISPOSAL OF SIGN SYSTEM, WOOD	14 EA.
4192000000	907	DISPOSAL OF SUPPORT, U-CHANNEL	16 EA.

INDEX

SHEET NO.	DESCRIPTION
SIGN-1	TITLE SHEET
SIGN-2A-2C	SUPPORT INFORMATION
SIGN-3A-3C	E AND F SHEETS
SIGN-4A-4I	OVERHEAD DETAILS AND SIGN DESIGNS
SIGN-5-15	SIGNING PLAN SHEETS

PLAN PREPARED FOR THE N.C.D.O.T. SIGNING AND DELINEATION UNIT

Ayman Alqudwah, PE SIGNING & DELINEATION REGIONAL ENGINEER
Mitch Eaton, PE SIGNING & DELINEATION DESIGN ENGINEER




Stantec Consulting Services Inc.
801 Jones Franklin Road
Suite 300
Raleigh, NC 27606
Tel. (919) 851-6866
Fax. (919) 851-7024
www.stantec.com
License No. F-0672

PLAN PREPARED BY: Stantec Consulting Services, Inc.

Betsy L. Watson, PE Senior Transportation Engineer
Dean Harris Senior Transportation Designer
James Hambright Senior Transportation Technician

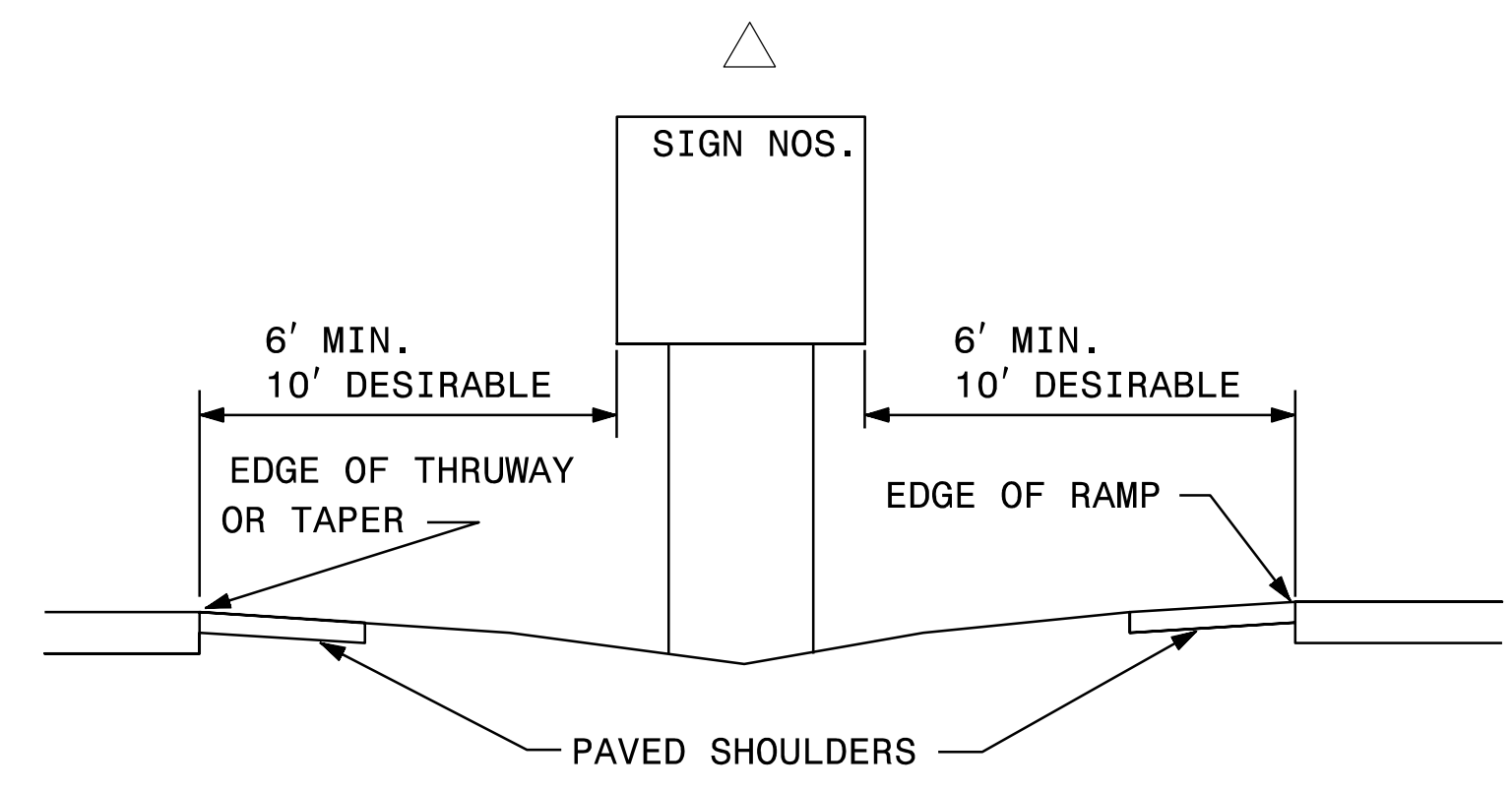
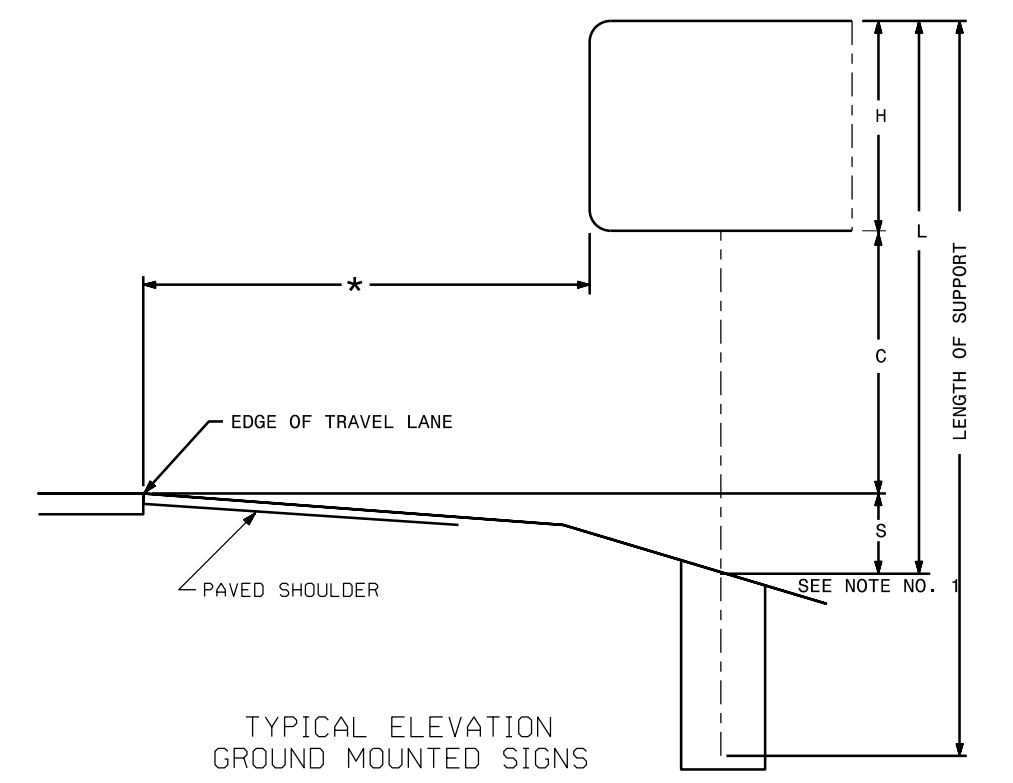


PROJECT REFERENCE NO. U-3330	SHEET NO. SIGN-2A
APPROVED: <i>Betsy L. Watson</i> <small>SEE 67834F8743F</small>	
DATE: 3/7/2017	
SEAL 	
DOCUMENT NOT CONSIDERED FINAL UNLESS ALL SIGNATURES COMPLETED	

GROUND MOUNTED SIGN SUPPORTS

Version: 3.0 Posted: 9/14/2016

NUMBER	TYPE	SIGN SIZE (in.)			ROADWAY STATION	NUMBER OF SUPPORTS	BEAM SECTION	SUPPORT TYPE BA or S	OMNI COUPLER	ATTACHMENT METHOD	MOUNTING METHOD	HORIZONTAL CLEARANCE* (ft.)	SUPPORT SPACING	LENGTH (ft)			LEFT SUPPORT (ft)			CENTER SUPPORT (ft)			RIGHT SUPPORT (ft)			SUPPORT WEIGHTS		FOOTINGS				FIELD VERIFIED SEE NOTE 2 (mm/dd/yy)	
		w	x	h										SNS HT "H"	MTG HT "C"	EMBED-MENT	S	L	LENGTH	S	L	LENGTH	S	L	LENGTH	B/A (lbs.)	SIMPLE (lbs.)	DIAMETER (ft.)	DEPTH (ft.)	REINFORCED (c.y.)	PLAIN (c.y.)		
101	A	96	x	78	-L- STA. 59+30 (RT)	2	W6x9	S	N/A	N/A	N/A	20.00	4.69	6.50	7.00	3.0	3.71	17.21	20.21	0.00	0.00	0.00	5.27	18.77	21.77	0.00	377.82	1.5	3.5	0.46	0.00	_____	
102	A	90	x	78	-L- STA 65+30 (RT)	2	W6x9	S	N/A	N/A	N/A	20.00	4.40	6.50	7.00	3.0	3.67	17.17	20.17	0.00	0.00	0.00	5.14	18.64	21.64	0.00	376.29	1.5	3.5	0.46	0.00	_____	
103	A	114	x	120	-L- STA. 73+30 (RT)	2	W6x16	BA	N/A	N/A	N/A	30.00	5.57	10.00	7.00	4.0	4.25	21.25	25.25	0.00	0.00	0.00	5.08	22.08	26.08	915.28	0	1.5	4.5	0.59	0.00	_____	
104	A	84	x	90	-L- STA. 80+65 (RT)	2	S4x7.7	BA	N/A	N/A	N/A	30.00	4.10	7.50	7.00	3.0	2.86	17.36	20.36	0.00	0.00	0.00	2.76	17.26	20.26	352.77	0	1.0	3.5	0.00	0.20	_____	
105	A	132	x	102	-L- STA. 109+44 (RT)	2	W6x9	BA	N/A	N/A	N/A	30.00	6.45	8.50	7.75	3.0	-0.75	15.50	18.50	0.00	0.00	0.00	-0.70	15.55	18.55	397.45	0	1.5	3.5	0.46	0.00	_____	
106	A	96	x	96	-L- STA. 109+00 (LT)	2	W6x12	BA	N/A	N/A	N/A	25.00	4.69	8.00	7.00	3.0	5.87	20.87	23.87	0.00	0.00	0.00	4.13	19.13	22.13	630.00	0	1.5	3.5	0.46	0.00	_____	
107	A	90	x	78	-L- STA. 101+00 (LT)	2	W6x9	BA	N/A	N/A	N/A	25.00	4.40	6.50	7.00	2.5	4.48	17.98	20.48	0.00	0.00	0.00	3.69	17.19	19.69	425.53	0	1.5	3	0.39	0.00	_____	
108	A	114	x	120	-L- STA. 83+71 (LT)	2	W6x12	BA	N/A	N/A	N/A	30.00	5.57	10.00	7.00	3.5	3.39	20.39	23.89	0.00	0.00	0.00	3.51	20.51	24.01	652.80	0	1.5	4	0.52	0.00	_____	
109	A	90	x	90	-L- STA. 74+71 (LT)	2	W6x9	BA	N/A	N/A	N/A	30.00	4.40	7.50	7.00	3.0	3.04	17.54	20.54	0.00	0.00	0.00	3.54	18.04	21.04	438.22	0	1.5	3.5	0.46	0.00	_____	
201	A	72	x	60	-L- STA. 48+25 (LT)	2	S3x5.7	BA	N/A	N/A	N/A	Δ	3.52	5.00	7.00	2.5	0.50	12.50	15.00	0.00	0.00	0.00	0.50	12.50	15.00	207.00	0	1.0	3	0.00	0.17	_____	
202	A	72	x	60	-L- STA. 126+50 (RT)	2	S3x5.7	BA	N/A	N/A	N/A	Δ	3.52	5.00	7.00	2.5	0.50	12.50	15.00	0.00	0.00	0.00	0.50	12.50	15.00	207.00	0	1.0	3	0.00	0.17	_____	
901	A	90	x	72	-Y2LPA- STA. 10+50 (RT)	2	S3x5.7	BA	N/A	N/A	N/A	20.00	4.40	6.00	7.00	3.0	0.50	13.50	16.50	0.00	0.00	0.00	0.50	13.50	16.50	224.10	0	1.0	3.5	0.00	0.20	_____	
902	A	90	x	72	-Y2LPA- STA. 10+50 (LT)	2	S3x5.7	BA	N/A	N/A	N/A	20.00	4.40	6.00	7.00	3.0	0.50	13.50	16.50	0.00	0.00	0.00	0.50	13.50	16.50	224.10	0	1.0	3.5	0.00	0.20	_____	
903	A	90	x	72	-Y2LPA- STA. 12+00 (RT)	2	S3x5.7	BA	N/A	N/A	N/A	20.00	4.40	6.00	7.00	3.0	0.50	13.50	16.50	0.00	0.00	0.00	0.50	13.50	16.50	224.10	0	1.0	3.5	0.00	0.20	_____	
904	A	90	x	72	-Y2LPA- STA. 12+00 (LT)	2	S3x5.7	BA	N/A	N/A	N/A	20.00	4.40	6.00	7.00	3.0	0.50	13.50	16.50	0.00	0.00	0.00	0.50	13.50	16.50	224.10	0	1.0	3.5	0.00	0.20	_____	
														TOTAL	TOTAL					TOTAL	TOTAL												
														5122.45	754.11					3.80	1.37												
														USE:	5123.00	755.00					4.00	2.00											



NOTES

- DIMENSION "S" REPRESENTS AN INCREASE (+), OR A DECREASE (-) IN POLE LENGTH, RELATIVE TO THE ELEVATION OF THE EDGE OF PAVEMENT.
- FIELD VERIFICATIONS SHALL BE REQUIRED FOR ALL SUPPORTS, SEE (*) ARTICLE 903-3. FABRICATORS SHALL BE AISC CERTIFIED IN CATEGORY 1, SEE (*) ARTICLE 1072-1. (*) = N.C.D.O.T. STANDARD SPECIFICATIONS FOR ROADS AND STRUCTURES
- PLAN LOCATIONS FOR EXISTING UTILITIES ARE BASED ON THE BEST AVAILABLE INFORMATION AND, THEREFORE MAY NOT BE PRECISELY ACCURATE. THEREFORE, IT IS INCUMBENT UPON THE CONTRACTOR TO DETERMINE THE EXACT LOCATION OF UTILITIES BEFORE BEGINNING WORK IN A LOCATION.

TYPE "A" AND TYPE "B" GROUND MOUNTED SIGNS

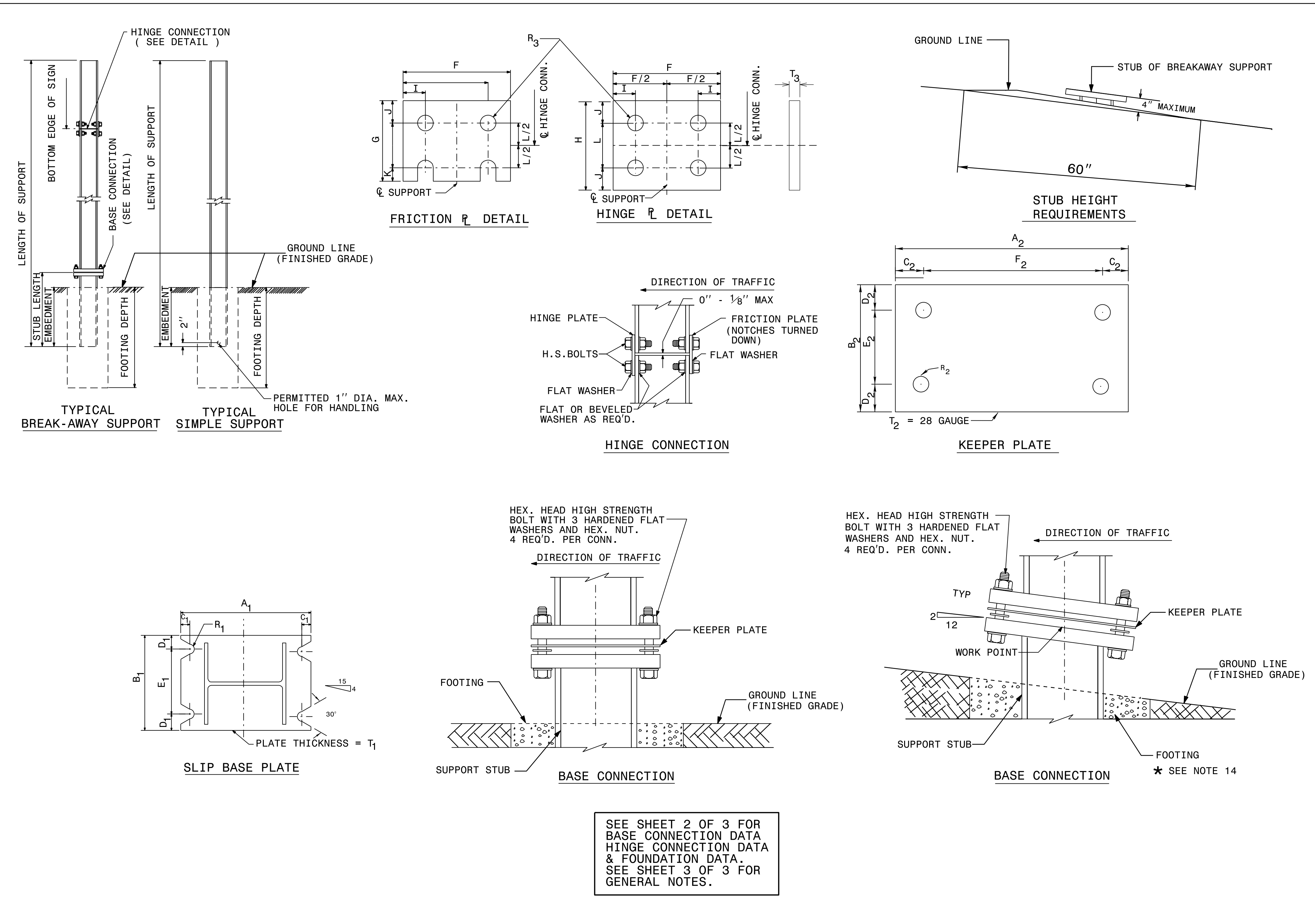
3/7/2017 U:\Traffic\Signing\CADD\Signing Plan Sheets\U-3330 Signing Title and Standard Sheets.dgn

STATE OF NORTH CAROLINA
DEPT. OF TRANSPORTATION
DIVISION OF HIGHWAYS
RALEIGH, N.C.

1-12

ENGLISH STANDARD DRAWING FOR
GROUND MOUNTED SIGN SUPPORTS

SHEET 1 OF 3
903D10



1-12


STATE OF NORTH CAROLINA
DEPT. OF TRANSPORTATION
DIVISION OF HIGHWAYS
RALEIGH, N.C.

ENGLISH STANDARD DRAWING FOR
GROUND MOUNTED SIGN SUPPORTS

SHEET 1 OF 3
903D10

08-MAR-2017 11:37 P:\TIPF\01\903D10\903D10.dwg U:\J3330\Treffic\Signing Layout Plans\903D10_Engseed.dgn

APPROVED: *Betsy L. Watson*
DATE: 3/7/2017



DOCUMENT NOT CONSIDERED FINAL UNLESS ALL SIGNATURES COMPLETED

401 QUANTITY REQ'D 9



42" X 30"
R5-1a

ONE "U" POST PER SIGN


402 QUANTITY REQ'D 4



36" X 24"
R5-1a

ONE "U" POST PER SIGN

403 QUANTITY REQ'D 4



36" X 36"
R1-1

ONE "U" POST PER SIGN


404 QUANTITY REQ'D 40



54" X 18"
R6-1

TWO "U" POST PER SIGN
(MOUNT ABOVE SIGN #403
IN 4 INSTALLATIONS)

405 QUANTITY REQ'D 15



24" X 30"
R4-7

ONE "U" POST PER SIGN

406 QUANTITY REQ'D 28



54" X 18"
R6-1

TWO "U" POST PER SIGN
(MOUNT BACK TO BACK
WITH SIGN #404
IN 11 INSTALLATIONS)


407 QUANTITY REQ'D 18



36" X 36"
R5-1

ONE "U" POST PER SIGN

408 QUANTITY REQ'D 15



18" X 18"
OM1-3

MOUNT BELOW SIGN #405

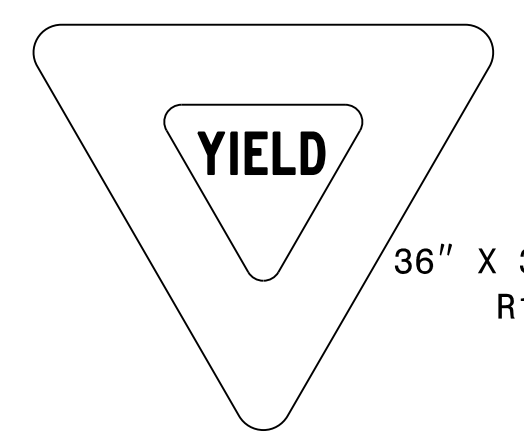
409 QUANTITY REQ'D 14



30" X 36"
R2-1

ONE "U" POST PER SIGN

410 QUANTITY REQ'D 4



36" X 36" X 36"
R1-2

ONE "U" POST PER SIGN

411

SIGN #411 REMOVED
FROM PLAN


412 QUANTITY REQ'D 5



36" X 36"
R3-7

ONE "U" POST PER SIGN

413 QUANTITY REQ'D 1



36" X 36"
W4-1

ONE "U" POST PER SIGN


414 QUANTITY REQ'D 1



36" X 36"
W11-2

ONE "U" POST PER SIGN


415 QUANTITY REQ'D 1



36" X 36"
R3-4

ONE "U" POST PER SIGN


416 QUANTITY REQ'D 3



24" X 24"
D9-2

MOUNT BELOW SIGN ASSEMBLIES
#509 AND #511
(SEE SHEET SIGN-3B)

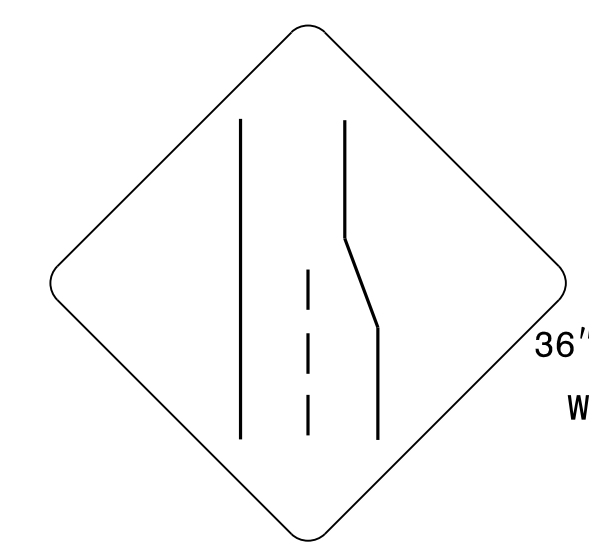
417 QUANTITY REQ'D 1



36" X 36"
W4-3

ONE "U" POST PER SIGN

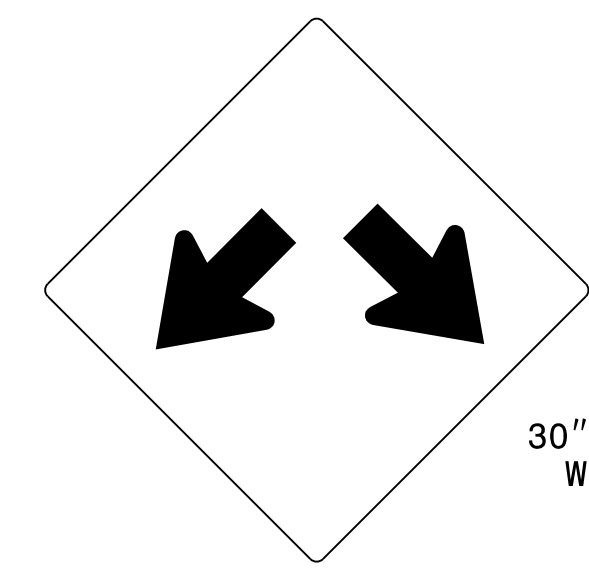
418 QUANTITY REQ'D 1



36" X 36"
W4-2

ONE "U" POST PER SIGN


419 QUANTITY REQ'D 5



30" X 30"
W12-1

ONE "U" POST PER SIGN

420 QUANTITY REQ'D 1



12" X 36"
R1-6

ONE "U" POST PER SIGN


421 QUANTITY REQ'D 1



24" X 12"
W16-9p

MOUNT BELOW SIGN #415

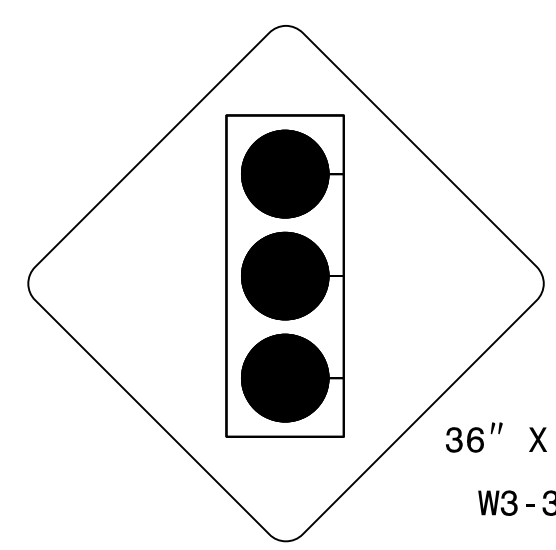
422 QUANTITY REQ'D 8



18" X 24"
W1-8R

ONE "U" POST PER SIGN

423 QUANTITY REQ'D 11



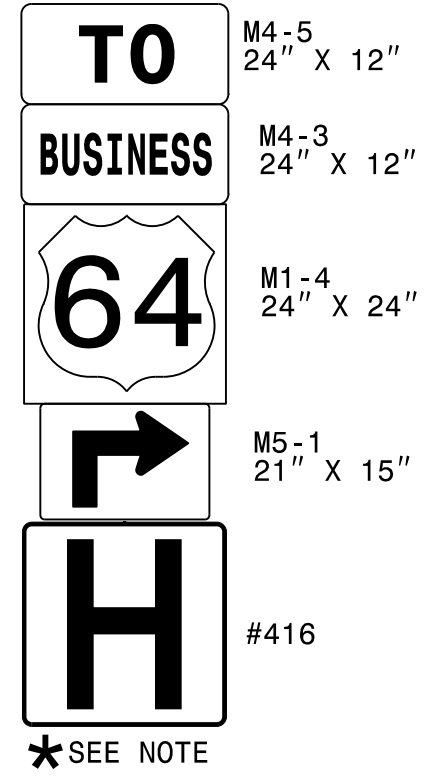
36" X 36"
W3-3

ONE "U" POST PER SIGN

TYPE "E" SIGNS

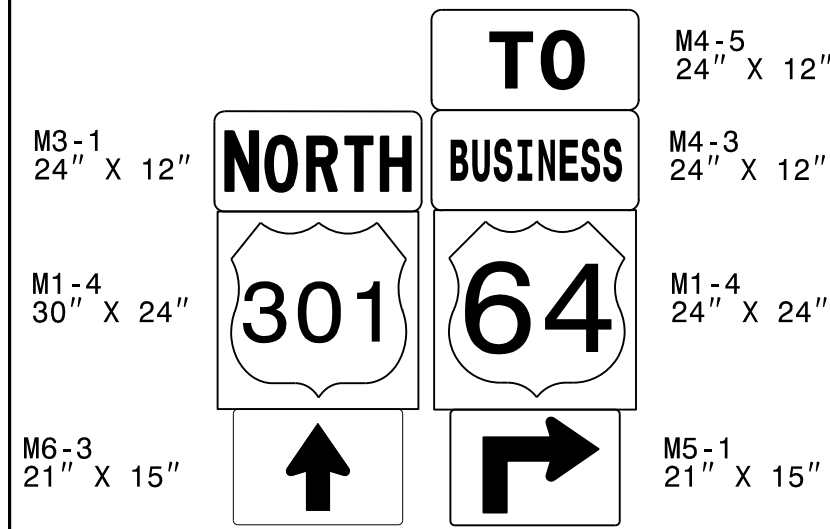
3/7/2017
U:\Traffic\Signing\CADD\Signing Plan Sheets\U-3330 Signing Title and Standard Sheets.dgn
thambacht

501 QUANTITY REQ'D 1



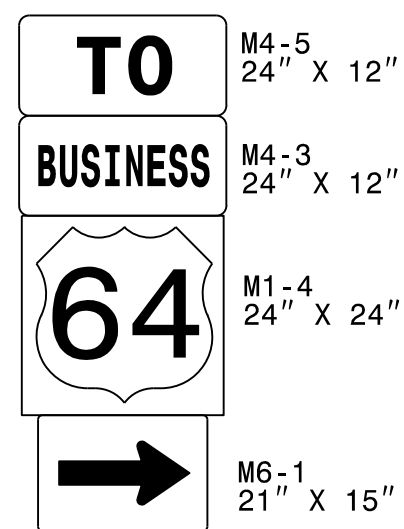
NOTE: SEE SHEET SIGN-3A HOSPITAL SIGN INFORMATION ONE "U" POST PER ASSEMBLY

502 QUANTITY REQ'D 1



TWO "U" POSTS PER ASSEMBLY

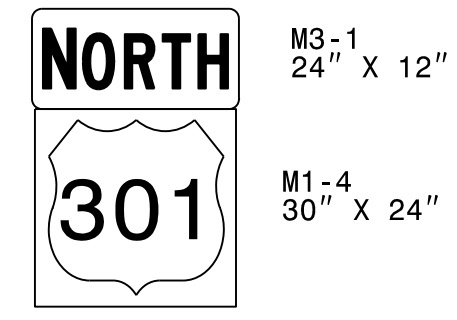
503 QUANTITY REQ'D 1



ONE "U" POSTS PER ASSEMBLY

504 523 QUANTITY REQ'D 5

526 529 530



ONE "U" POST PER ASSEMBLY

505 507 QUANTITY REQ'D 0

SIGNS #505 & #507 REMOVED FROM PLAN

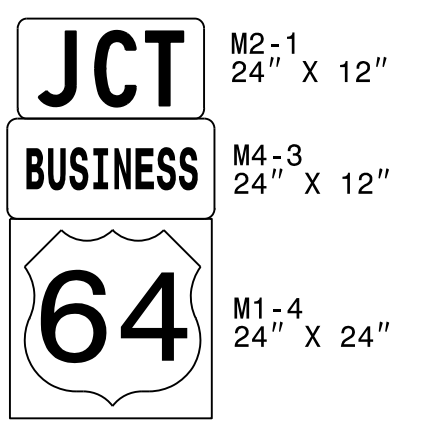
ONE "U" POST PER ASSEMBLY

506 QUANTITY REQ'D 0

SIGN #506 REMOVED FROM PLAN

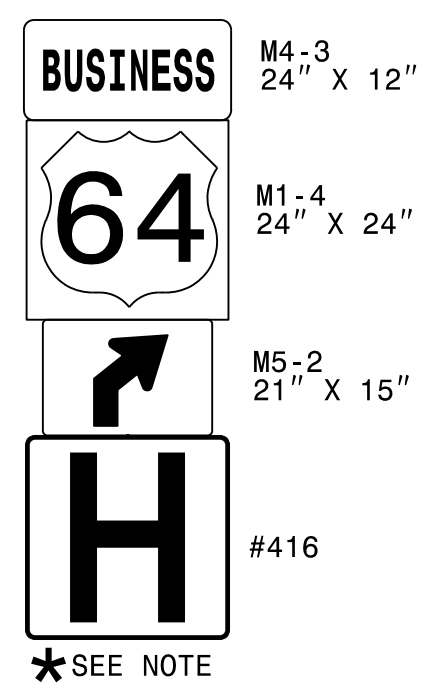
PROJECT REFERENCE NO. U-3330 SHEET NO. SIGN-3B
APPROVED: Estey L. Watson
DATE: 3/7/2017
SEAL: NORTH CAROLINA PROFESSIONAL ENGINEER SEAL 29449 ESTEY L. WATSON
DOCUMENT NOT CONSIDERED FINAL UNLESS ALL SIGNATURES COMPLETED

508 QUANTITY REQ'D 1



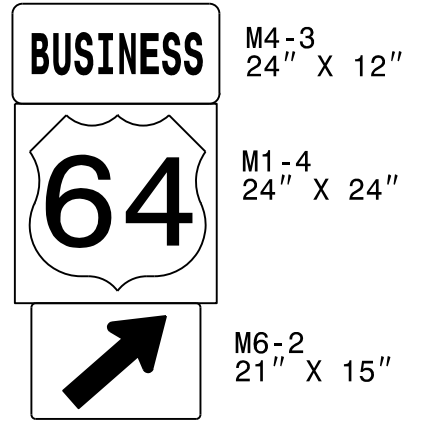
ONE "U" POST PER ASSEMBLY

509 QUANTITY REQ'D 1



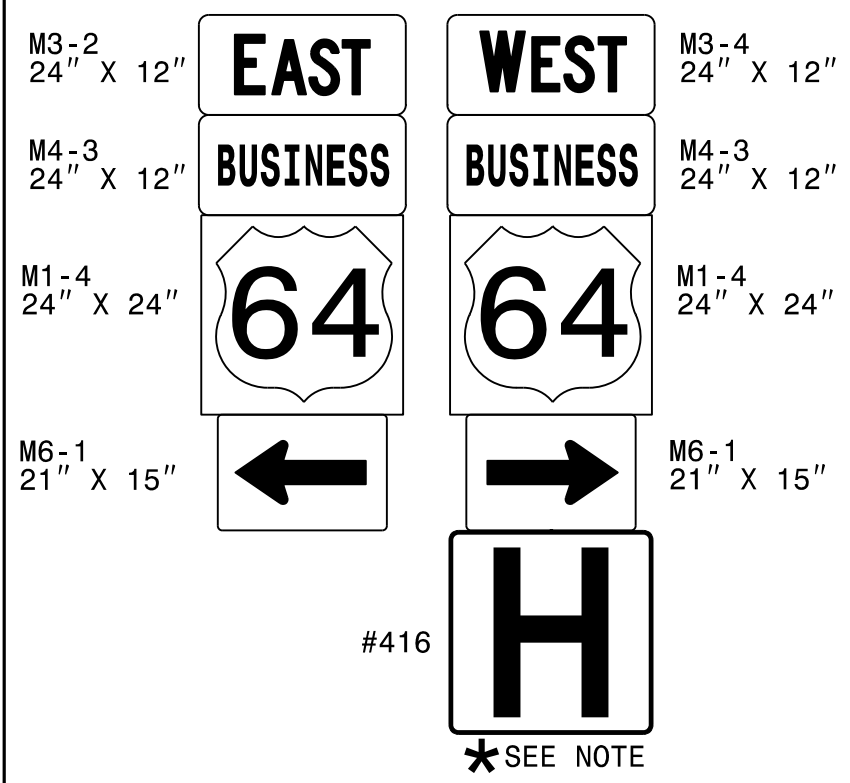
NOTE: SEE SHEET SIGN-3A HOSPITAL SIGN INFORMATION ONE "U" POST PER ASSEMBLY

510 QUANTITY REQ'D 1



ONE "U" POST PER ASSEMBLY

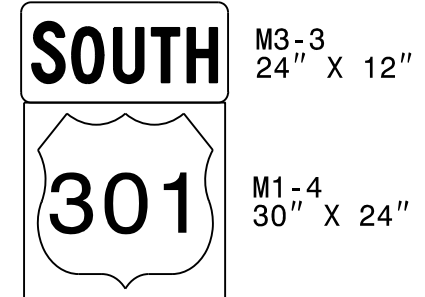
511 QUANTITY REQ'D 1



NOTE: SEE SHEET SIGN-3A HOSPITAL SIGN INFORMATION TWO "U" POSTS PER ASSEMBLY

512 524 QUANTITY REQ'D 3

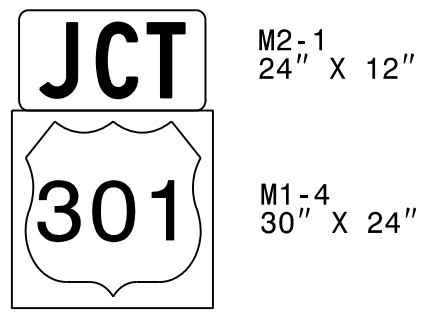
525



ONE "U" POST PER ASSEMBLY

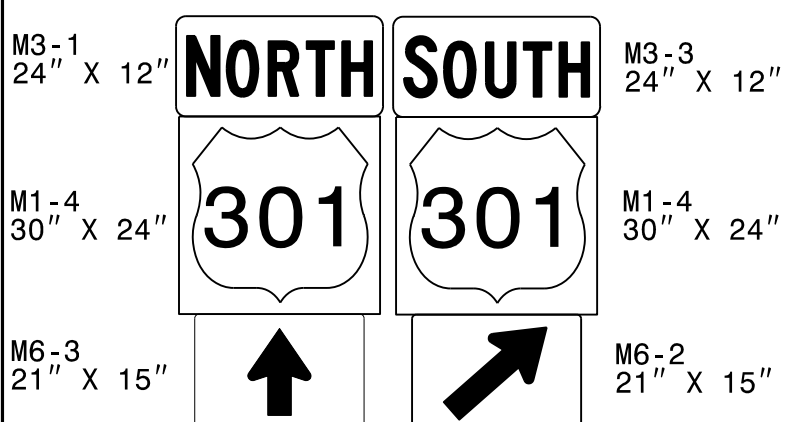
513 QUANTITY REQ'D 2

518



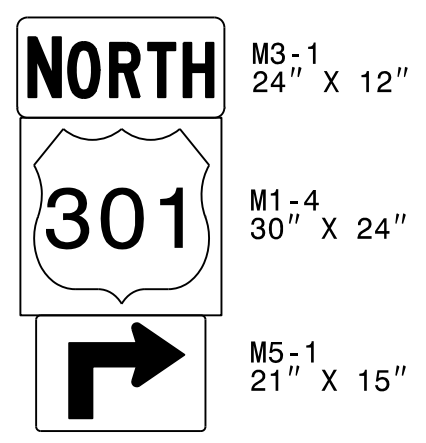
ONE "U" POST PER ASSEMBLY

514 QUANTITY REQ'D 1



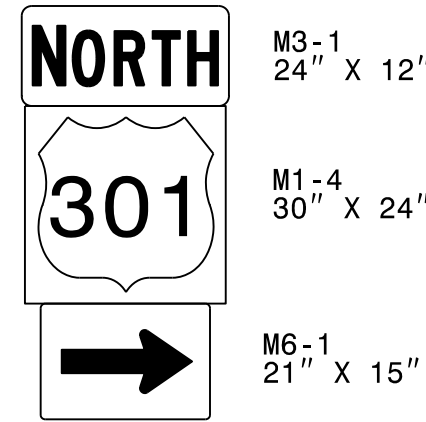
TWO "U" POSTS PER ASSEMBLY

515 QUANTITY REQ'D 1



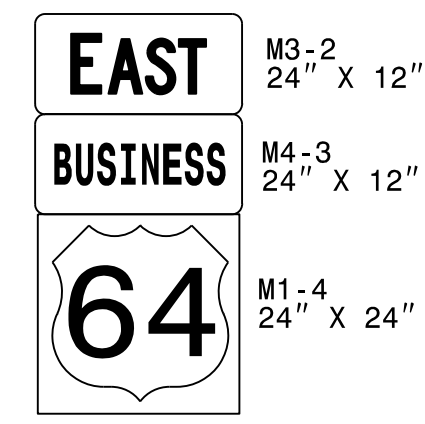
ONE "U" POST PER ASSEMBLY

516 QUANTITY REQ'D 1



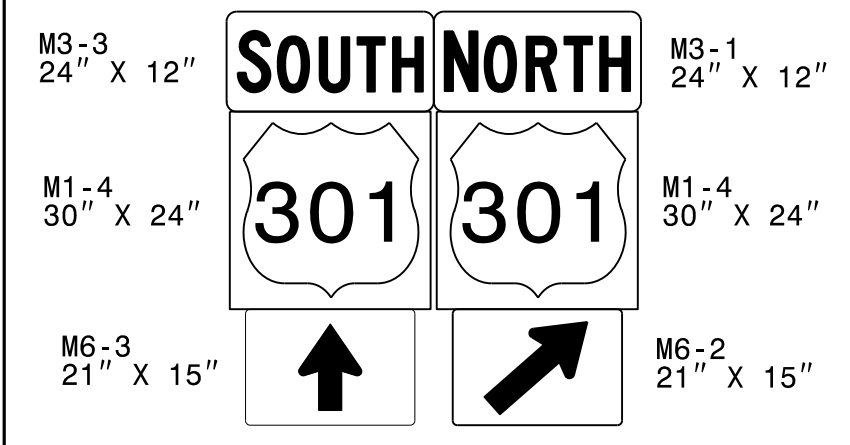
ONE "U" POST PER ASSEMBLY

517 QUANTITY REQ'D 1



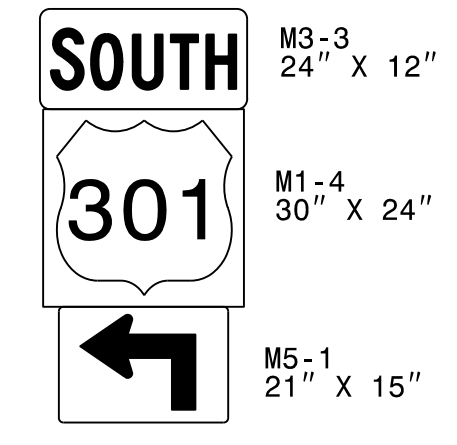
ONE "U" POST PER ASSEMBLY

519 QUANTITY REQ'D 1



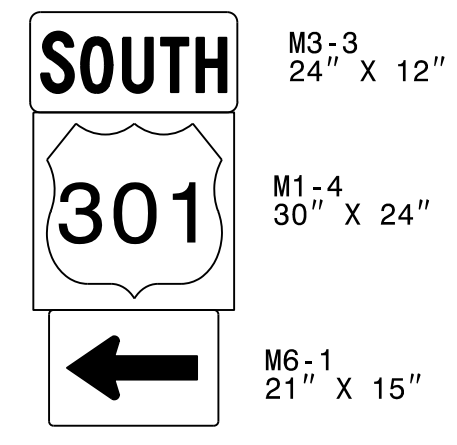
TWO "U" POSTS PER ASSEMBLY

520 QUANTITY REQ'D 1



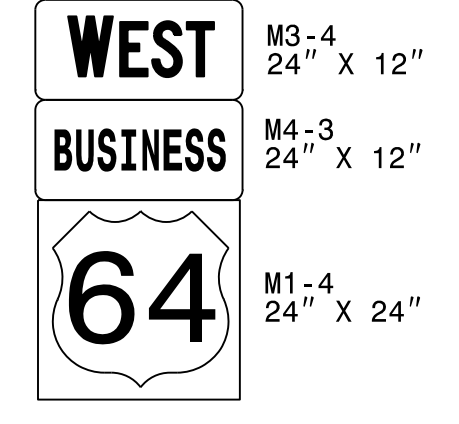
ONE "U" POST PER ASSEMBLY

521 QUANTITY REQ'D 1



ONE "U" POST PER ASSEMBLY

522 QUANTITY REQ'D 1

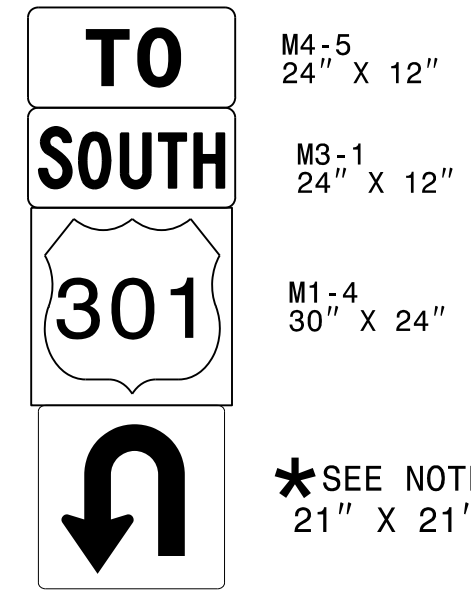


ONE "U" POST PER ASSEMBLY

TYPE "F" SIGNS

3/7/2017 U:\Traffic\Signing\CADD\Signing Plan Sheets\U-3330 Signing Title and Standard Sheets.dgn

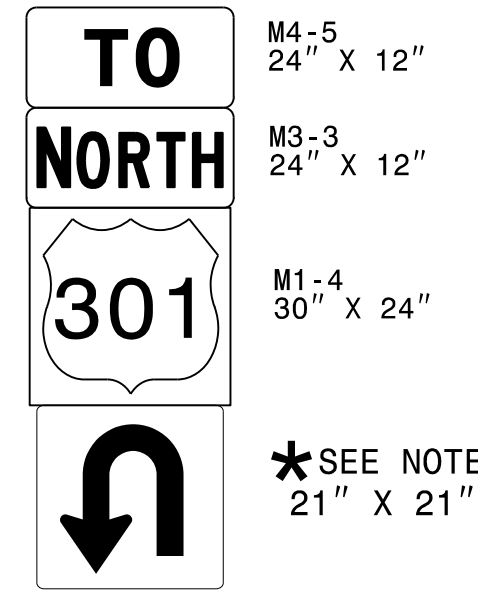
527 QUANTITY REQ'D _1_



ONE "U" POSTS PER ASSEMBLY

* NOTE:
SEE SHEET SIGN-4I FOR U-TURN
SIGN DESIGN

528 QUANTITY REQ'D _1_



ONE "U" POSTS PER ASSEMBLY


* NOTE:
SEE SHEET SIGN-4I FOR U-TURN
SIGN DESIGN

PROJECT REFERENCE NO. SHEET NO.

U-3330 SIGN-3C

APPROVED: *Betsy L. Watson*


DATE: 3/7/2017



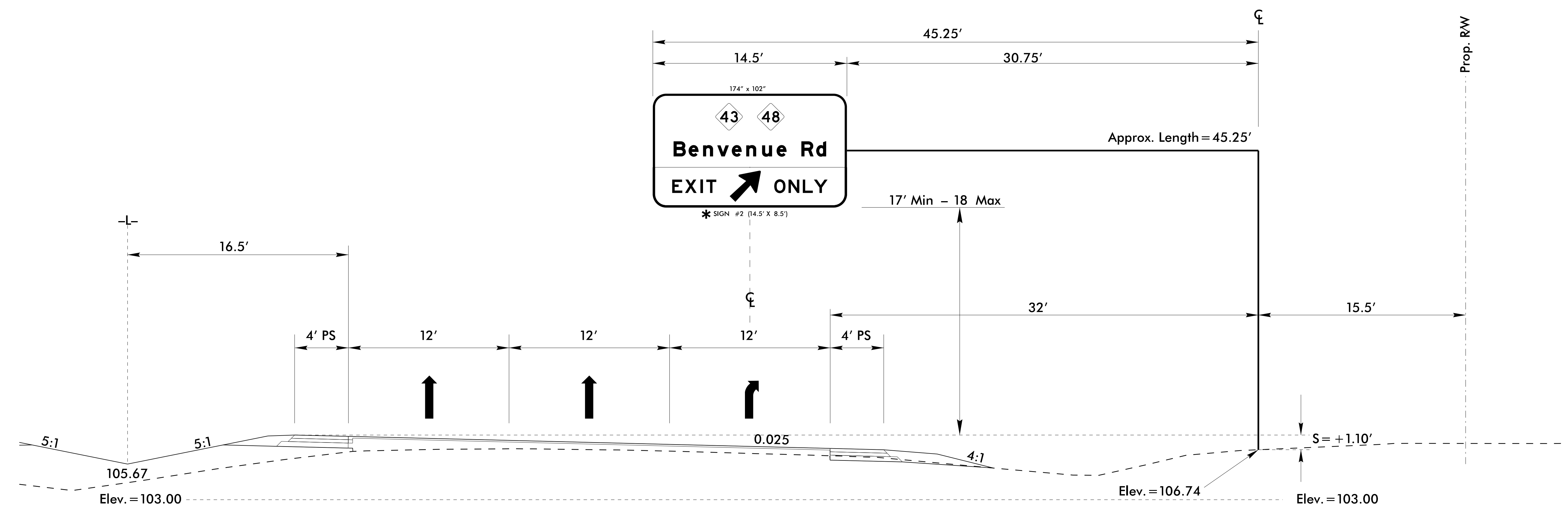
DOCUMENT NOT CONSIDERED FINAL UNLESS ALL SIGNATURES COMPLETED

3/7/2017 U:\Traffic\Signing\CADD\Signing Plan Sheets\U-3330 Signing Title and Standard Sheets.dgn

TYPE "F" SIGNS

TIP NO. U-3330	SHEET NO. SIGN-4B
APPROVED: <i>Betsy L. Watson</i> <small>—SE67884F8743F—</small>	
DATE: 3/7/2017	
	
DOCUMENT NOT CONSIDERED FINAL UNLESS ALL SIGNATURES COMPLETED	

**Overhead Sign Structure "B" @ -L- STA. 124+75 (84.5' RT)
US 301 BYP Northbound
(Crosssection @ STA. 124+50)**



NOTES:


- IF THE CONTRACTOR BIDS ALUMINUM SIGN STRUCTURE, EACH SHALL BE PROVIDED WITH AN APPROVED HIGHWAY TRUSS DAMPER DEVICE IN ACCORDANCE WITH AASHTO SPECIFICATIONS.
- MOUNT SIGNS VERTICALLY CENTERED ON HORIZONTAL MEMBER OF STRUCTURE.
- FIELD VERIFICATION SHALL BE REQUIRED FOR ALL FOOTING ELEVATIONS, PER THE LATEST NCDOT STANDARD SPECIFICATIONS FOR ROADS AND STRUCTURES. PROVIDE FIELD VERIFICATION TO THE SIGNING SECTION.
- THE TOP OF THE FOOTING SHALL EXTEND AT LEAST 4 INCHES AND NOT MORE THAN 24 INCHES ABOVE THE HIGHEST POINT OF THE GROUND SURFACE AT THE FOOTING.
- SIGN HANGERS AND ATTACHMENT HARDWARE SHALL BE PROVIDED AND INSTALLED ON THE ASSEMBLY TO ACCOMMODATE ALL SIGNS SHOWN IN THIS PLAN SHEET.
- DESIGN AND CONSTRUCTION REQUIREMENTS FOR SIGN STRUCTURES SHALL ACCOMMODATE WIND VELOCITY OF 100 M.P.H.

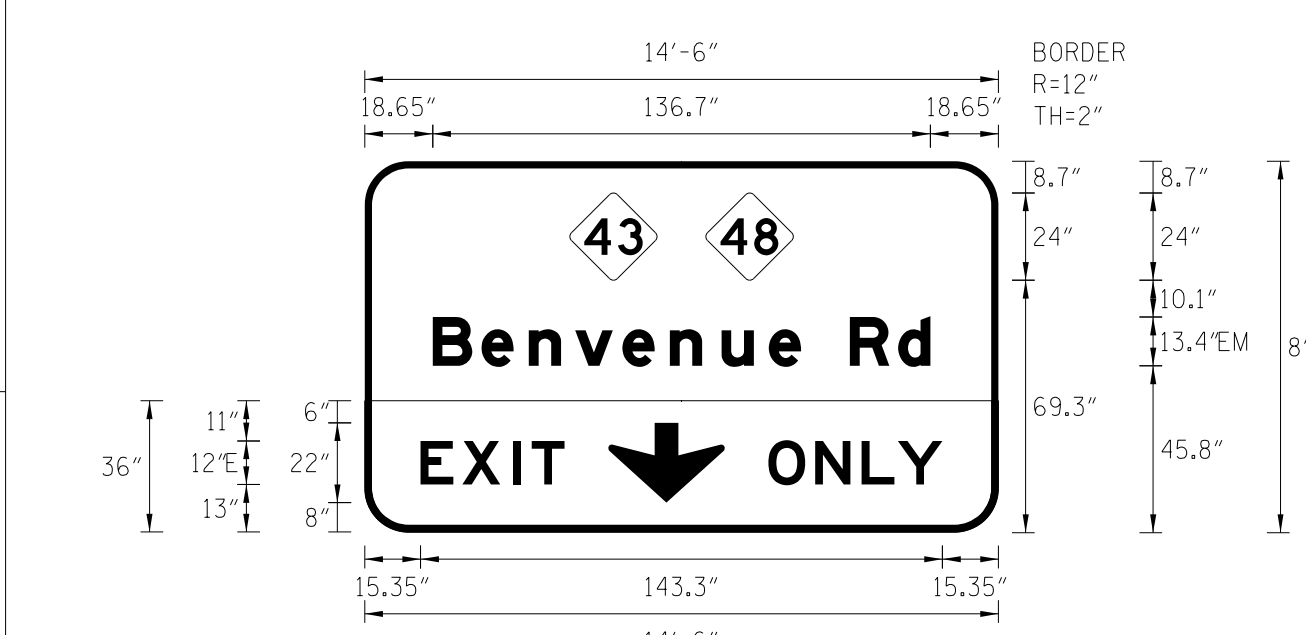
***** THESE DIMENSIONS SHALL BE USED FOR WIND LOAD AND DEAD LOAD COMPUTATIONS IN DESIGN OF STRUCTURE AND FOOTINGS. DESIGN AND CONSTRUCTION REQUIREMENTS FOR SIGN STRUCTURES SHALL ACCOMMODATE WIND VELOCITY OF 100 MPH.

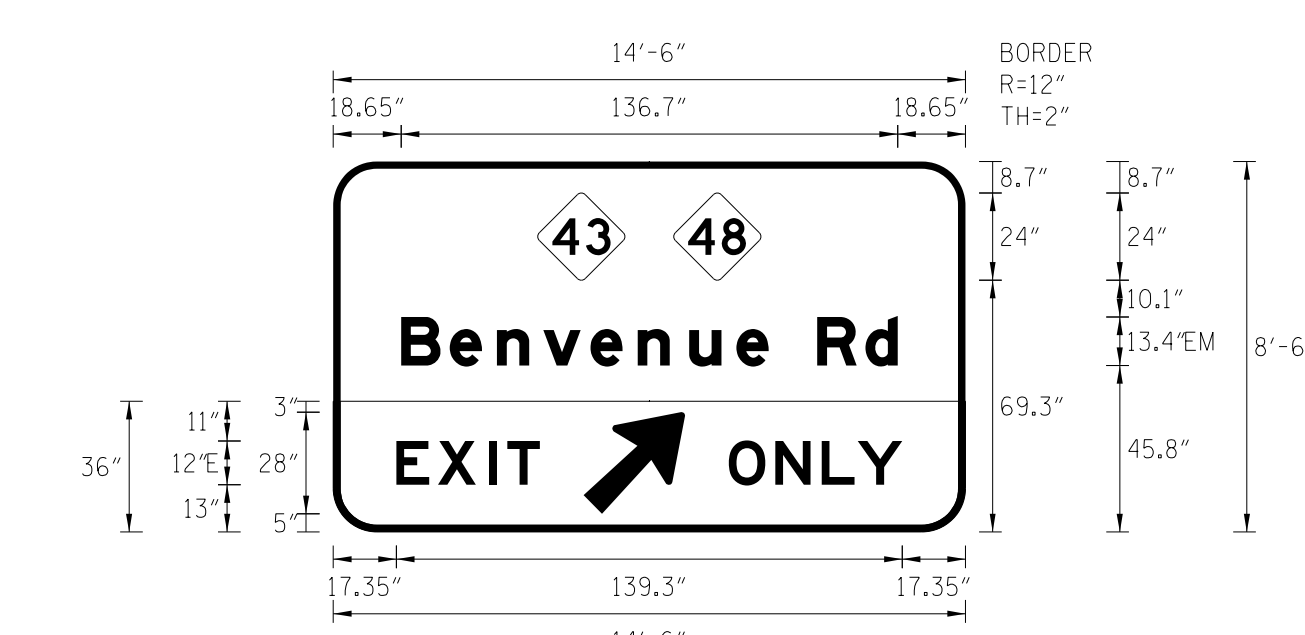


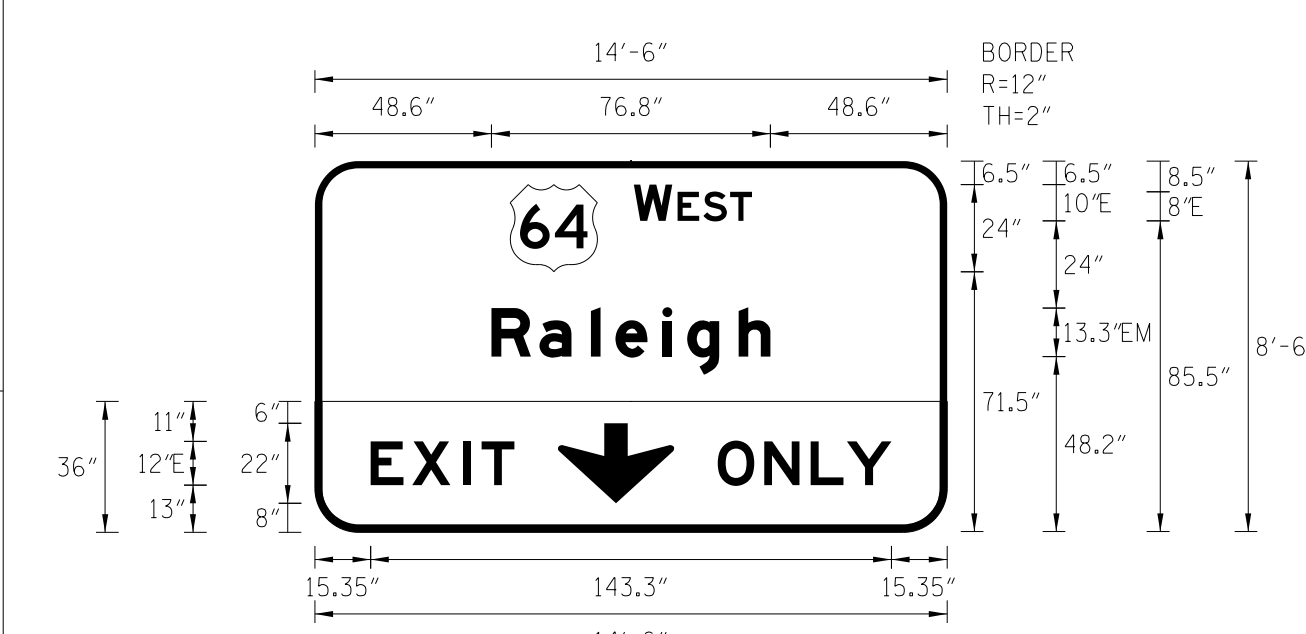
**STRUCTURE LINE DRAWING
OVERHEAD SIGN STRUCTURE "B"**

3/7/2017
U:\Projects\Signing\CADD\Signing\Plan Sheets\Structure Line Drawings\Overhead Assembly B Sheet SIGN-4B - ALT.dgn

TIP NO. U-3330	SHEET NO. SIGN-4D
APPROVED: <i>Betsy L. Watson</i> -SSE67884F8743F-	
DATE: 3/7/2017	
	
DOCUMENT NOT CONSIDERED FINAL UNLESS ALL SIGNATURES COMPLETED	

SIGN NUMBER: 1 TYPE: A QUANTITY: 1 SIGN WIDTH: 14'-6" HEIGHT: 8'-6" TOTAL AREA: 123.3 Sq.Ft. BORDER TYPE: FLUSH RECESS: 0" WIDTH: 2" RADII: 12" NO. Z BARS: 3 LENGTH: 166.0	BACKG COLOR: Green COPY COLOR: White <table border="1"> <tr><th>SYMBOL</th><th>X</th><th>Y</th><th>WID</th><th>HT</th></tr> <tr><td>NC242</td><td>56.3</td><td>69.3</td><td>24</td><td>24</td></tr> <tr><td>NC242</td><td>93.7</td><td>69.3</td><td>24</td><td>24</td></tr> <tr><td>ARDOWN</td><td>66.9</td><td>8.2</td><td>32</td><td>22</td></tr> </table> MAT'L: 0.125" (3.2 mm) ALUMINUM	SYMBOL	X	Y	WID	HT	NC242	56.3	69.3	24	24	NC242	93.7	69.3	24	24	ARDOWN	66.9	8.2	32	22	PROJECT ID: U-3330 DESIGN BY: James Hambricht LOCATION: Overhead Assembly "A" - US 301 NB @ -L- Sta. 116+75 (RT) CHECKED BY: DATE: Oct 31, 2016 DIVISION: 4																																																																																												
SYMBOL	X	Y	WID	HT																																																																																																														
NC242	56.3	69.3	24	24																																																																																																														
NC242	93.7	69.3	24	24																																																																																																														
ARDOWN	66.9	8.2	32	22																																																																																																														
																																																																																																																		
NOTES: 1. Legend and border, except those colored black, shall be direct applied, Grade A sheeting. 2. Background shall be Grade C reflective sheeting. 3. Shields and Type A, B, and C arrows shall be demountable and made from 0.032" (0.8mm) aluminum. 4. Bottom panel shall be yellow, Grade C sheeting. Legend shall be direct applied, non-reflective, black sheeting. Yellow panel is 174" X 36".																																																																																																																		
LETTER POSITIONS <table border="1"> <thead> <tr> <th colspan="13">Letter spacings are to start of next letter</th> <th>Series/Size</th> </tr> <tr> <th colspan="13"></th> <th>Text Length</th> </tr> </thead> <tbody> <tr> <td>B</td><td>e</td><td>n</td><td>v</td><td>e</td><td>n</td><td>u</td><td>e</td><td>R</td><td>d</td><td></td><td></td><td></td> <td>EM 2000</td> </tr> <tr> <td>18.7</td><td>13.4</td><td>13</td><td>12.7</td><td>13</td><td>13</td><td>14.2</td><td>13</td><td>8.8</td><td>13.4</td><td>13.3</td><td>8.8</td><td>18.7</td> <td>136.7</td> </tr> <tr> <td>E</td><td>X</td><td>I</td><td>T</td><td></td><td></td><td></td><td></td><td></td><td></td><td></td><td></td><td></td> <td>E 2000</td> </tr> <tr> <td>15.3</td><td>11.4</td><td>13.9</td><td>5.1</td><td>9</td><td>119.1</td><td></td><td></td><td></td><td></td><td></td><td></td><td></td> <td>39.5</td> </tr> <tr> <td>O</td><td>N</td><td>L</td><td>Y</td><td></td><td></td><td></td><td></td><td></td><td></td><td></td><td></td><td></td> <td>E 2000</td> </tr> <tr> <td>110.9</td><td>12.8</td><td>12.8</td><td>9.9</td><td>12.2</td><td>15.3</td><td></td><td></td><td></td><td></td><td></td><td></td><td></td> <td>47.8</td> </tr> </tbody> </table>			Letter spacings are to start of next letter													Series/Size														Text Length	B	e	n	v	e	n	u	e	R	d				EM 2000	18.7	13.4	13	12.7	13	13	14.2	13	8.8	13.4	13.3	8.8	18.7	136.7	E	X	I	T										E 2000	15.3	11.4	13.9	5.1	9	119.1								39.5	O	N	L	Y										E 2000	110.9	12.8	12.8	9.9	12.2	15.3								47.8
Letter spacings are to start of next letter													Series/Size																																																																																																					
													Text Length																																																																																																					
B	e	n	v	e	n	u	e	R	d				EM 2000																																																																																																					
18.7	13.4	13	12.7	13	13	14.2	13	8.8	13.4	13.3	8.8	18.7	136.7																																																																																																					
E	X	I	T										E 2000																																																																																																					
15.3	11.4	13.9	5.1	9	119.1								39.5																																																																																																					
O	N	L	Y										E 2000																																																																																																					
110.9	12.8	12.8	9.9	12.2	15.3								47.8																																																																																																					
FILENAME: A, B, and D Sign Designs NORTH CAROLINA D.O.T. SIGN DETAIL																																																																																																																		

SIGN NUMBER: 2 TYPE: A QUANTITY: 1 SIGN WIDTH: 14'-6" HEIGHT: 8'-6" TOTAL AREA: 123.3 Sq.Ft. BORDER TYPE: FLUSH RECESS: 0" WIDTH: 2" RADII: 12" NO. Z BARS: 3 LENGTH: 166.0	BACKG COLOR: Green COPY COLOR: White <table border="1"> <tr><th>SYMBOL</th><th>X</th><th>Y</th><th>WID</th><th>HT</th></tr> <tr><td>NC242</td><td>56.3</td><td>69.3</td><td>24</td><td>24</td></tr> <tr><td>NC242</td><td>93.7</td><td>69.3</td><td>24</td><td>24</td></tr> <tr><td>AR_Type A</td><td>68.9</td><td>5</td><td>22.6</td><td>35.5</td></tr> </table> MAT'L: 0.125" (3.2 mm) ALUMINUM	SYMBOL	X	Y	WID	HT	NC242	56.3	69.3	24	24	NC242	93.7	69.3	24	24	AR_Type A	68.9	5	22.6	35.5	PROJECT ID: U-3330 DESIGN BY: James Hambricht LOCATION: Overhead Assembly "B" - US 301 NB @ -L- Sta. 124+75 (RT) CHECKED BY: DATE: Oct 31, 2016 DIVISION: 4																																																																																												
SYMBOL	X	Y	WID	HT																																																																																																														
NC242	56.3	69.3	24	24																																																																																																														
NC242	93.7	69.3	24	24																																																																																																														
AR_Type A	68.9	5	22.6	35.5																																																																																																														
																																																																																																																		
NOTES: 1. Legend and border, except those colored black, shall be direct applied, Grade A sheeting. 2. Background shall be Grade C reflective sheeting. 3. Shields and Type A, B, and C arrows shall be demountable and made from 0.032" (0.8mm) aluminum. 4. Bottom panel shall be yellow, Grade C sheeting. Legend shall be direct applied, non-reflective, black sheeting. Yellow panel is 174" X 36".																																																																																																																		
LETTER POSITIONS <table border="1"> <thead> <tr> <th colspan="13">Letter spacings are to start of next letter</th> <th>Series/Size</th> </tr> <tr> <th colspan="13"></th> <th>Text Length</th> </tr> </thead> <tbody> <tr> <td>B</td><td>e</td><td>n</td><td>v</td><td>e</td><td>n</td><td>u</td><td>e</td><td>R</td><td>d</td><td></td><td></td><td></td> <td>EM 2000</td> </tr> <tr> <td>18.7</td><td>13.4</td><td>13</td><td>12.7</td><td>13</td><td>13</td><td>14.2</td><td>13</td><td>8.8</td><td>13.4</td><td>13.3</td><td>8.8</td><td>18.7</td> <td>136.7</td> </tr> <tr> <td>E</td><td>X</td><td>I</td><td>T</td><td></td><td></td><td></td><td></td><td></td><td></td><td></td><td></td><td></td> <td>E 2000</td> </tr> <tr> <td>17.4</td><td>11.4</td><td>13.9</td><td>5.1</td><td>9</td><td>117.1</td><td></td><td></td><td></td><td></td><td></td><td></td><td></td> <td>39.5</td> </tr> <tr> <td>O</td><td>N</td><td>L</td><td>Y</td><td></td><td></td><td></td><td></td><td></td><td></td><td></td><td></td><td></td> <td>E 2000</td> </tr> <tr> <td>108.9</td><td>12.8</td><td>12.8</td><td>9.9</td><td>12.2</td><td>17.4</td><td></td><td></td><td></td><td></td><td></td><td></td><td></td> <td>47.8</td> </tr> </tbody> </table>			Letter spacings are to start of next letter													Series/Size														Text Length	B	e	n	v	e	n	u	e	R	d				EM 2000	18.7	13.4	13	12.7	13	13	14.2	13	8.8	13.4	13.3	8.8	18.7	136.7	E	X	I	T										E 2000	17.4	11.4	13.9	5.1	9	117.1								39.5	O	N	L	Y										E 2000	108.9	12.8	12.8	9.9	12.2	17.4								47.8
Letter spacings are to start of next letter													Series/Size																																																																																																					
													Text Length																																																																																																					
B	e	n	v	e	n	u	e	R	d				EM 2000																																																																																																					
18.7	13.4	13	12.7	13	13	14.2	13	8.8	13.4	13.3	8.8	18.7	136.7																																																																																																					
E	X	I	T										E 2000																																																																																																					
17.4	11.4	13.9	5.1	9	117.1								39.5																																																																																																					
O	N	L	Y										E 2000																																																																																																					
108.9	12.8	12.8	9.9	12.2	17.4								47.8																																																																																																					
FILENAME: A, B, and D Sign Designs NORTH CAROLINA D.O.T. SIGN DETAIL																																																																																																																		

SIGN NUMBER: 3 TYPE: A QUANTITY: 1 SIGN WIDTH: 14'-6" HEIGHT: 8'-6" TOTAL AREA: 123.3 Sq.Ft. BORDER TYPE: FLUSH RECESS: 0" WIDTH: 2" RADII: 12" NO. Z BARS: 3 LENGTH: 166.0	BACKG COLOR: Green COPY COLOR: White <table border="1"> <tr><th>SYMBOL</th><th>X</th><th>Y</th><th>WID</th><th>HT</th></tr> <tr><td>MT_4</td><td>53.7</td><td>71.5</td><td>24</td><td>24</td></tr> <tr><td>ARDOWN</td><td>66.9</td><td>7.8</td><td>32</td><td>22</td></tr> </table> MAT'L: 0.125" (3.2 mm) ALUMINUM	SYMBOL	X	Y	WID	HT	MT_4	53.7	71.5	24	24	ARDOWN	66.9	7.8	32	22	PROJECT ID: U-3330 DESIGN BY: James Hambricht LOCATION: Overhead Assembly "C" - US 301 SB @ -L- Sta. 91+85 (LT) CHECKED BY: DATE: Oct 31, 2016 DIVISION: 4																																																																																																																													
SYMBOL	X	Y	WID	HT																																																																																																																																										
MT_4	53.7	71.5	24	24																																																																																																																																										
ARDOWN	66.9	7.8	32	22																																																																																																																																										
																																																																																																																																														
NOTES: 1. Legend and border, except those colored black, shall be direct applied, Grade A sheeting. 2. Background shall be Grade A, B, or C reflective sheeting. 3. Shields and Type A, B, and C arrows shall be demountable and made from 0.032" (0.8mm) aluminum. 4. Bottom panel shall be yellow, Grade C sheeting. Legend shall be direct applied, non-reflective, black sheeting. Yellow panel is 174" X 36".																																																																																																																																														
LETTER POSITIONS <table border="1"> <thead> <tr> <th colspan="13">Letter spacings are to start of next letter</th> <th>Series/Size</th> </tr> <tr> <th colspan="13"></th> <th>Text Length</th> </tr> </thead> <tbody> <tr> <td>W</td><td>E</td><td>S</td><td>T</td><td></td><td></td><td></td><td></td><td></td><td></td><td></td><td></td><td></td> <td>E 2000</td> </tr> <tr> <td>87.7</td><td>10.6</td><td>1.4</td><td>7.1</td><td>7.4</td><td>6</td><td>53.7</td><td></td><td></td><td></td><td></td><td></td><td></td> <td>32.5</td> </tr> <tr> <td>R</td><td>a</td><td>l</td><td>e</td><td>i</td><td>g</td><td>h</td><td></td><td></td><td></td><td></td><td></td><td></td> <td>EM 2000</td> </tr> <tr> <td>48.6</td><td>13.2</td><td>14.1</td><td>6.8</td><td>12.9</td><td>6.8</td><td>14.1</td><td>8.8</td><td>48.6</td><td></td><td></td><td></td><td></td> <td>76.8</td> </tr> <tr> <td>E</td><td>X</td><td>I</td><td>T</td><td></td><td></td><td></td><td></td><td></td><td></td><td></td><td></td><td></td> <td>E 2000</td> </tr> <tr> <td>15.3</td><td>11.4</td><td>13.9</td><td>5.1</td><td>9</td><td>119.1</td><td></td><td></td><td></td><td></td><td></td><td></td><td></td> <td>39.5</td> </tr> <tr> <td>O</td><td>N</td><td>L</td><td>Y</td><td></td><td></td><td></td><td></td><td></td><td></td><td></td><td></td><td></td> <td>E 2000</td> </tr> <tr> <td>110.9</td><td>12.8</td><td>12.8</td><td>9.9</td><td>12.2</td><td>15.3</td><td></td><td></td><td></td><td></td><td></td><td></td><td></td> <td>47.8</td> </tr> </tbody> </table>			Letter spacings are to start of next letter													Series/Size														Text Length	W	E	S	T										E 2000	87.7	10.6	1.4	7.1	7.4	6	53.7							32.5	R	a	l	e	i	g	h							EM 2000	48.6	13.2	14.1	6.8	12.9	6.8	14.1	8.8	48.6					76.8	E	X	I	T										E 2000	15.3	11.4	13.9	5.1	9	119.1								39.5	O	N	L	Y										E 2000	110.9	12.8	12.8	9.9	12.2	15.3								47.8
Letter spacings are to start of next letter													Series/Size																																																																																																																																	
													Text Length																																																																																																																																	
W	E	S	T										E 2000																																																																																																																																	
87.7	10.6	1.4	7.1	7.4	6	53.7							32.5																																																																																																																																	
R	a	l	e	i	g	h							EM 2000																																																																																																																																	
48.6	13.2	14.1	6.8	12.9	6.8	14.1	8.8	48.6					76.8																																																																																																																																	
E	X	I	T										E 2000																																																																																																																																	
15.3	11.4	13.9	5.1	9	119.1								39.5																																																																																																																																	
O	N	L	Y										E 2000																																																																																																																																	
110.9	12.8	12.8	9.9	12.2	15.3								47.8																																																																																																																																	
FILENAME: A, B, and D Sign Designs NORTH CAROLINA D.O.T. SIGN DETAIL																																																																																																																																														

3/7/2017
U:\Projects\Signing\CADD\Sign Designs\A, B, and D Sign Designs - ALT.dgn
jhambricht



**TYPE "A" SIGN DESIGNS
(OVERHEAD)**

TIP NO. U-3330	SHEET NO. SIGN-4E
APPROVED: <i>Betsy L. Watson</i> 3/7/2017	
SEAL	
DOCUMENT NOT CONSIDERED FINAL UNLESS ALL SIGNATURES COMPLETED	

SIGN NUMBER: 101

TYPE: A
QUANTITY: 1

BACKG COLOR: Green
COPY COLOR: White

SYMBOL	X	Y	WID	HT
M1_4	20.2	44.3	24	24

SIGN WIDTH: 8'-0"
HEIGHT: 6'-6"
TOTAL AREA: 52.0 Sq.Ft.

BORDER TYPE: FLUSH
RECESS: 0"
WIDTH: 2"
RADIUS: 9"

NO. Z BARS: 2
LENGTH: 88.0

MAT'L: 0.125" (3.2 mm) ALUMINUM

NOTES

- Legend and border, except those colored black, shall be direct applied, Grade C sheeting.
- Background shall be Grade C reflective sheeting.
- Shields and Type A, B, and C arrows shall be demountable and made from 0.032" (0.8mm) aluminum.

PROJECT ID: U-3330
DESIGN BY: James Hambricht
LOCATION: US 301 NB @ -L- Sta. 59+30 (RT)

CHECKED BY:

DIVISION: 4
DATE: Oct 07, 2016

Spacing Factor is 1 unless specified otherwise

LETTER POSITIONS

Letter spacings are to start of next letter											Series/Size Text Length	
52.2	6	0.8	6.8	5.5	4.5	20.2						E 2000 23.6
16.5	9.5	11.3	7.9	9.4	10.6	7	7.3	16.5				EM 2000 63
11.9	8.1	3.3	8.3	7.8	6	8	6.6	9.5	8.6	6	11.9	E 2000 72.2

FILENAME: A, B, and D Sign Designs

NORTH CAROLINA D.O.T. SIGN DETAIL

SIGN NUMBER: 103

TYPE: A
QUANTITY: 1

BACKG COLOR: Green / Green
COPY COLOR: White

SYMBOL	X	Y	WID	HT
M1_4	41.6	89.1	24	24
AR_Type B	13.2	83	15.4	17.5
M1_4	15.1	30.7	24	24
AR_Type B	85	25.6	15.4	17.5

SIGN WIDTH: 9'-6"
HEIGHT: 10'-0"
TOTAL AREA: 95.0 Sq.Ft.

BORDER TYPE: FLUSH
RECESS: 0"
WIDTH: 2"
RADIUS: 12"

NO. Z BARS: 3
LENGTH: 106.0

MAT'L: 0.125" (3.2 mm) ALUMINUM

NOTES

- Legend and border, except those colored black, shall be direct applied, Grade C sheeting.
- Background shall be Grade C reflective sheeting.
- Shields and Type A, B, and C arrows shall be demountable and made from 0.032" (0.8mm) aluminum.

PROJECT ID: U-3330
DESIGN BY: James Hambricht
LOCATION: US 301 NB @ -L- Sta. 73+30 (RT)

CHECKED BY:

DIVISION: 4
DATE: Oct 07, 2016

Spacing Factor is 1 unless specified otherwise

LETTER POSITIONS

Letter spacings are to start of next letter											Series/Size Text Length	
73.6	8.5	1.1	5.3	5.5	4.5	15.5						E 2000 24.9
39.3	10.6	11.3	5.4	10.3	5.4	11.3	7	13.2				EM 2000 61.5
47.1	6	0.8	6.8	5.5	4.5	43.3						E 2000 23.6
11.5	9.5	11.3	7.9	9.4	10.6	6.9	7.3	39.7				EM 2000 62.8

FILENAME: A, B, and D Sign Designs

NORTH CAROLINA D.O.T. SIGN DETAIL

SIGN NUMBER: 102

TYPE: A
QUANTITY: 1

BACKG COLOR: Green
COPY COLOR: White

SYMBOL	X	Y	WID	HT
M1_4	16.5	44.3	24	24

SIGN WIDTH: 7'-6"
HEIGHT: 6'-6"
TOTAL AREA: 48.8 Sq.Ft.

BORDER TYPE: FLUSH
RECESS: 0"
WIDTH: 2"
RADIUS: 9"

NO. Z BARS: 2
LENGTH: 82.0

MAT'L: 0.125" (3.2 mm) ALUMINUM

NOTES

- Legend and border, except those colored black, shall be direct applied, Grade C sheeting.
- Background shall be Grade C reflective sheeting.
- Shields and Type A, B, and C arrows shall be demountable and made from 0.032" (0.8mm) aluminum.

PROJECT ID: U-3330
DESIGN BY: James Hambricht
LOCATION: US 301 NB @ -L- Sta. 65+30 (RT)

CHECKED BY:

DIVISION: 4
DATE: Oct 07, 2016

Spacing Factor is 1 unless specified otherwise

LETTER POSITIONS

Letter spacings are to start of next letter											Series/Size Text Length	
48.5	8.5	1.1	5.3	5.5	4.5	16.5						E 2000 24.9
14.3	10.6	11.3	5.4	10.3	5.4	11.3	7	14.3				EM 2000 61.5
11.8	7.4	7.6	6.6	6	8	6.6	9.5	8.6	6	11.8		E 2000 66.3

FILENAME: A, B, and D Sign Designs

NORTH CAROLINA D.O.T. SIGN DETAIL

SIGN NUMBER: 104

TYPE: A
QUANTITY: 1

BACKG COLOR: Green
COPY COLOR: White

SYMBOL	X	Y	WID	HT
M1_4	13.5	55.6	24	24
NCDOT2	32.4	36.8	3.8	1.5
AR_Type B	33.3	13.4	15.4	17.5

SIGN WIDTH: 7'-0"
HEIGHT: 7'-6"
TOTAL AREA: 52.5 Sq.Ft.

BORDER TYPE: FLUSH
RECESS: 0"
WIDTH: 2"
RADIUS: 12"

NO. Z BARS: 3
LENGTH: 76.0

MAT'L: 0.125" (3.2 mm) ALUMINUM

NOTES

- Legend and border, except those colored black, shall be direct applied, Grade C sheeting.
- Background shall be Grade C reflective sheeting.
- Shields and Type A, B, and C arrows shall be demountable and made from 0.032" (0.8mm) aluminum.

PROJECT ID: U-3330
DESIGN BY: James Hambricht
LOCATION: US 301 NB @ -L- Sta. 80+65 (RT)

CHECKED BY:

DIVISION: 4
DATE: Oct 07, 2016

Spacing Factor is 1 unless specified otherwise

LETTER POSITIONS

Letter spacings are to start of next letter											Series/Size Text Length	
45.5	8.5	1.1	5.3	5.5	4.5	13.5						E 2000 24.9
11.3	10.6	11.3	5.4	10.3	5.4	11.3	7	11.3				EM 2000 61.5

FILENAME: A, B, and D Sign Designs

NORTH CAROLINA D.O.T. SIGN DETAIL

3/7/2017
U:\Projects\Signing\CADD\Sign Designs\A, B, and D Sign Designs - ALT.dgn
jhambricht



**TYPE "A" SIGN DESIGNS
(GROUND MOUNTED)**

TIP NO. U-3330	SHEET NO. SIGN-4F
Approved by: <i>Betsy L. Watson</i> DATE: 3/7/2017	
DOCUMENT NOT CONSIDERED FINAL UNLESS ALL SIGNATURES COMPLETED	

SIGN NUMBER: 105
 TYPE: A
 QUANTITY: 1
 SIGN WIDTH: 11'-0"
 HEIGHT: 8'-6"
 TOTAL AREA: 93.5 Sq.Ft.
 BORDER TYPE: FLUSH
 RECESS: 0"
 WIDTH: 2"
 RADIUS: 12"
 NO. Z BARS: 3
 LENGTH: 124.0

BACKG COLOR: Green
 COPY COLOR: White

SYMBOL	X	Y	WID	HT
NC242	36.7	64.9	24	24
NC242	71.4	64.9	24	24

MAT'L: 0.125" (3.2 mm) ALUMINUM

NOTES

- Legend and border, except those colored black, shall be direct applied, Grade C sheeting.
- Background shall be Grade C reflective sheeting.
- Shields and Type A, B, and C arrows shall be demountable and made from 0.032" (0.8mm) aluminum.
- Bottom panel shall be Grade C, yellow sheeting. Legend shall be direct applied, non-reflective, black sheeting. Yellow panel is 78" X 12".

PROJECT ID: U-3330
 DESIGN BY: James Hambricht
 LOCATION: US 301 NB @ -L- Sta. 109+44 (RT)
 CHECKED BY:
 DATE: Oct 21, 2016
 DIVISION: 4

LETTER POSITIONS

Letter spacings are to start of next letter											Series/Size		
											Text Length		
B e n v e n u e R d											E 2000		
11.4	10.7	10.4	10.2	10.4	10.4	11.3	10.4	7.1	10.7	10.6	7.1	11.4	109.1
R I G H T L A N E											E 2000		
29.9	8.1	3.3	8.3	7.8	6	8	6.6	9.5	8.6	6	29.9	72.2	
E X I T O N L Y											E 2000		
33.8	7.1	8.6	2.8	6	8	8.6	8.6	6.6	8.2	33.8	64.4		

FILENAME: A, B, and D Sign Designs
 NORTH CAROLINA D.O.T. SIGN DETAIL

SIGN NUMBER: 107
 TYPE: A
 QUANTITY: 1
 SIGN WIDTH: 7'-6"
 HEIGHT: 6'-6"
 TOTAL AREA: 48.8 Sq.Ft.
 BORDER TYPE: FLUSH
 RECESS: 0"
 WIDTH: 2"
 RADIUS: 9"
 NO. Z BARS: 2
 LENGTH: 82.0

BACKG COLOR: Green
 COPY COLOR: White

SYMBOL	X	Y	WID	HT
M1_4	17.2	44.3	24	24

MAT'L: 0.125" (3.2 mm) ALUMINUM

NOTES

- Legend and border, except those colored black, shall be direct applied, Grade C sheeting.
- Background shall be Grade C reflective sheeting.
- Shields and Type A, B, and C arrows shall be demountable and made from 0.032" (0.8mm) aluminum.

PROJECT ID: U-3330
 DESIGN BY: James Hambricht
 LOCATION: US 301 SB @ -L- Sta. 101+00 (LT)
 CHECKED BY:
 DATE: Oct 21, 2016
 DIVISION: 4

LETTER POSITIONS

Letter spacings are to start of next letter											Series/Size
											Text Length
E A S T											E 2000
49.2	6	0.8	6.8	5.5	4.5	17.2	23.6				
T a r b o r o											E 2000
13.5	9.5	11.3	7.9	9.4	10.6	7	7.3	13.5	63		
L E F T L A N E											E 2000
11.8	7.4	7.6	6.6	6	8	6.6	9.5	8.6	6	11.8	66.3

FILENAME: A, B, and D Sign Designs
 NORTH CAROLINA D.O.T. SIGN DETAIL

SIGN NUMBER: 106
 TYPE: A
 QUANTITY: 1
 SIGN WIDTH: 8'-0"
 HEIGHT: 8'-0"
 TOTAL AREA: 64.0 Sq.Ft.
 BORDER TYPE: FLUSH
 RECESS: 2"
 WIDTH: 8"
 RADIUS: 10"
 NO. Z BARS: 3
 LENGTH: 88.0

BACKG COLOR: Green
 COPY COLOR: White

SYMBOL	X	Y	WID	HT
M1_4	19.5	63.4	24	24

MAT'L: 0.125" (3.2 mm) ALUMINUM

NOTES

- Legend and border, except those colored black, shall be direct applied, Grade C sheeting.
- Background shall be Grade C reflective sheeting.
- Shields and Type A, B, and C arrows shall be demountable and made from 0.032" (0.8mm) aluminum.
- Bottom panel shall be Grade C, yellow sheeting. Legend shall be direct applied, non-reflective, black sheeting. Yellow panel is 78" X 12".

PROJECT ID: U-3330
 DESIGN BY: James Hambricht
 LOCATION: US 301 SB @ -L- Sta. 109+00 (LT)
 CHECKED BY:
 DATE: Nov 21, 2016
 DIVISION: 4

LETTER POSITIONS

Letter spacings are to start of next letter											Series/Size	
											Text Length	
W E S T											E 2000	
51.5	8.5	1.1	5.3	5.5	4.5	19.5	24.9					
R a l e i g h											E 2000	
17.2	10.6	11.3	5.5	10.4	5.5	11.3	7.1	17.2	61.6			
R I G H T L A N E											E 2000	
11.9	8.1	3.3	8.3	7.8	6	8	6.6	9.5	8.6	6	11.9	72.2
E X I T O N L Y											E 2000	
15.8	7.1	8.6	2.8	6	8	8.6	8.6	6.6	8.2	15.8	64.4	

FILENAME: A, B, and D Sign Designs - ALT
 NORTH CAROLINA D.O.T. SIGN DETAIL

SIGN NUMBER: 108
 TYPE: A
 QUANTITY: 1
 SIGN WIDTH: 9'-6"
 HEIGHT: 10'-0"
 TOTAL AREA: 95.0 Sq.Ft.
 BORDER TYPE: FLUSH
 RECESS: 0"
 WIDTH: 2"
 RADIUS: 12"
 NO. Z BARS: 3
 LENGTH: 106.0

BACKG COLOR: Green / Green
 COPY COLOR: White

SYMBOL	X	Y	WID	HT
M1_4	42.2	89.2	24	24
AR_Type B	12.5	83	15.4	17.5
M1_4	14.4	30.7	24	24
AR_Type B	84.4	25.6	15.4	17.5

MAT'L: 0.125" (3.2 mm) ALUMINUM

NOTES

- Legend and border, except those colored black, shall be direct applied, Grade C sheeting.
- Background shall be Grade C reflective sheeting.
- Shields and Type A, B, and C arrows shall be demountable and made from 0.032" (0.8mm) aluminum.

PROJECT ID: U-3330
 DESIGN BY: James Hambricht
 LOCATION: US 301 SB @ -L- Sta. 83+71 (LT)
 CHECKED BY:
 DATE: Oct 21, 2016
 DIVISION: 4

LETTER POSITIONS


Letter spacings are to start of next letter											Series/Size
											Text Length
E A S T											E 2000
74.2	6	0.8	6.8	5.5	4.5	16.2	23.6				
T a r b o r o											E 2000
38.5	9.5	11.3	7.9	9.4	10.6	7	7.3	12.5	63		
W E S T											E 2000
46.4	8.5	1.1	5.3	5.5	4.5	42.6	24.9				
R a l e i g h											E 2000
12.1	10.6	11.3	5.5	10.4	5.5	11.3	7.1	40.3	61.6		

FILENAME: A, B, and D Sign Designs
 NORTH CAROLINA D.O.T. SIGN DETAIL

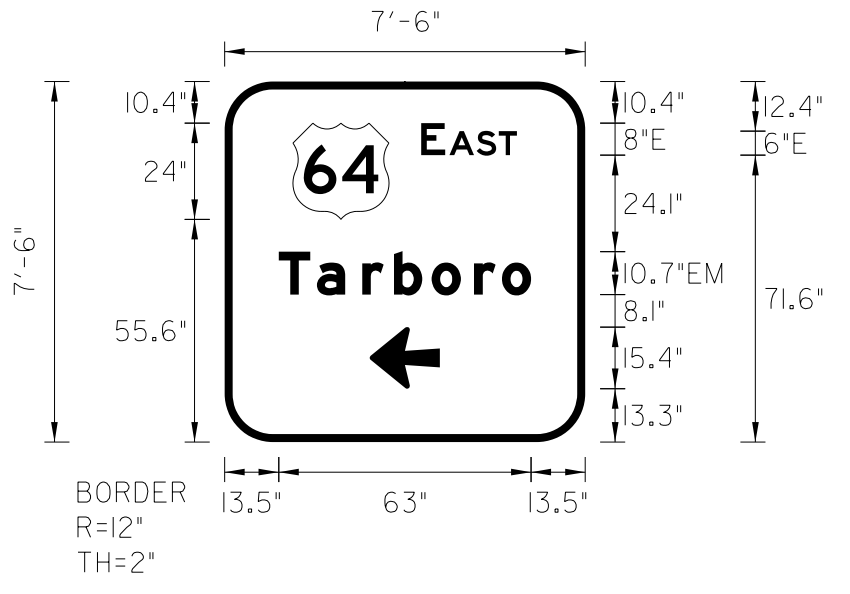
3/7/2017
 U:\Projects\Signing\CADD\Sign Designs\A,B, and D Sign Designs - ALT.dgn
 jhambricht



**TYPE "A" SIGN DESIGNS
(GROUND MOUNTED)**

TIP NO. U-3330	SHEET NO. SIGN-4G
Approved by: <i>Betsy L. Watson</i> <small>SEE 67834F8743F</small>	
DATE: 3/7/2017	
	
DOCUMENT NOT CONSIDERED FINAL UNLESS ALL SIGNATURES COMPLETED	

SIGN NUMBER: 109 TYPE: A QUANTITY: 1 SIGN WIDTH: 7'-6" HEIGHT: 7'-6" TOTAL AREA: 56.3 Sq.Ft. BORDER TYPE: FLUSH RECESS: 0" WIDTH: 2" RADII: 12" NO. Z BARS: 3 LENGTH: 82.0	BACKG COLOR: Green COPY COLOR: White <table border="1"> <thead> <tr> <th>SYMBOL</th> <th>X</th> <th>Y</th> <th>WID</th> <th>HT</th> </tr> </thead> <tbody> <tr> <td>M1_4</td> <td>17</td> <td>55.6</td> <td>24</td> <td>24</td> </tr> <tr> <td>AR_Type B</td> <td>36.3</td> <td>13.3</td> <td>15.4</td> <td>17.5</td> </tr> <tr> <td> </td> <td> </td> <td> </td> <td> </td> <td> </td> </tr> <tr> <td> </td> <td> </td> <td> </td> <td> </td> <td> </td> </tr> <tr> <td> </td> <td> </td> <td> </td> <td> </td> <td> </td> </tr> </tbody> </table> MAT'L: 0.125" (3.2 mm) ALUMINUM	SYMBOL	X	Y	WID	HT	M1_4	17	55.6	24	24	AR_Type B	36.3	13.3	15.4	17.5																PROJECT ID: U-3330 DESIGN BY: James Hambricht LOCATION: US 301 SB @ -L- Sta. 74+71 (LT) CHECKED BY: DATE: Oct 21, 2016 DIVISION: 4
SYMBOL	X	Y	WID	HT																												
M1_4	17	55.6	24	24																												
AR_Type B	36.3	13.3	15.4	17.5																												



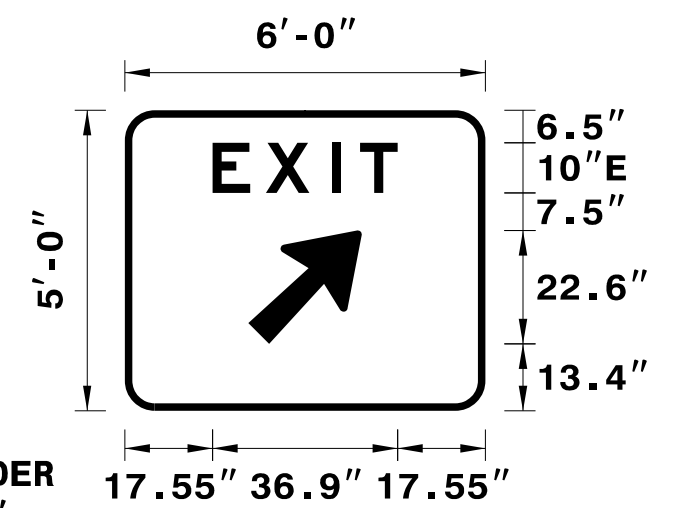
BORDER R=12" TH=2"

Spacing Factor is 1 unless specified otherwise

Letter positions										Series/Size
Letter spacings are to start of next letter										Text Length
E	A	S	T							E 2000
49.1	6	1.1	6.8	5.5	4.5	17.1				23.9
T	a	r	b	o	r	o				EM 2000
13.5	9.5	11.3	7.9	9.4	10.6	7	7.3	13.5		63

FILENAME: A, B, and D Sign Designs NORTH CAROLINA D.O.T. SIGN DETAIL

SIGN NUMBER: 201, 202 TYPE: A QUANTITY: 2 SIGN WIDTH: 6'-0" HEIGHT: 5'-0" TOTAL AREA: 30.0 Sq.Ft. BORDER TYPE: FLUSH RECESS: 0" WIDTH: 1.5" RADII: 6" NO. Z BARS: 2 LENGTH: 64.0	BACKG COLOR: Green COPY COLOR: White <table border="1"> <thead> <tr> <th>SYMBOL</th> <th>X</th> <th>Y</th> <th>WID</th> <th>HT</th> </tr> </thead> <tbody> <tr> <td>AR_Type A</td> <td>24.7</td> <td>13.4</td> <td>18.3</td> <td>28.7</td> </tr> <tr> <td> </td> <td> </td> <td> </td> <td> </td> <td> </td> </tr> <tr> <td> </td> <td> </td> <td> </td> <td> </td> <td> </td> </tr> </tbody> </table> MAT'L: 0.125" (3.2 mm) ALUMINUM	SYMBOL	X	Y	WID	HT	AR_Type A	24.7	13.4	18.3	28.7											PROJECT ID: U-3330 DESIGN BY: James Hambricht LOCATION: US 301 SB @ -L- Sta. 48+25 (LT) and NB @ -L- Sta. 126+50 (RT) CHECKED BY: DATE: Nov 21, 2016 DIVISION: 4
SYMBOL	X	Y	WID	HT																		
AR_Type A	24.7	13.4	18.3	28.7																		



BORDER R=6" TH=1.5"

Spacing Factor is 1 unless specified otherwise


Letter positions							Series/Size
Letter spacings are to start of next letter							Text Length
E	X	I	T				E 2000
17.5	10.6	13.2	5.6	7.5	17.5		36.9

FILENAME: A, B, and D Sign Designs - ALT NORTH CAROLINA D.O.T. SIGN DETAIL

3/7/2017
 U:\Projects\Signing\CADD\Sign Designs\A, B, and D Sign Designs - ALT.dgn
 jhambricht



**TYPE "A" SIGN DESIGNS
(GROUND MOUNTED)**

TIP NO. U-3330	SHEET NO. SIGN-4H
Approved by: <i>Betsy L. Watson</i> APPROVED: _____ <small>—SEE78834F843F—</small>	
DATE: 3/7/2017	
	
DOCUMENT NOT CONSIDERED FINAL UNLESS ALL SIGNATURES COMPLETED	

SIGN NUMBER: 301
 TYPE: D
 QUANTITY: 1
 SIGN WIDTH: 5'-0"
 HEIGHT: 2'-6"
 TOTAL AREA: 12.5 Sq.Ft.

BACKG COLOR: Green / Green
 COPY COLOR: White

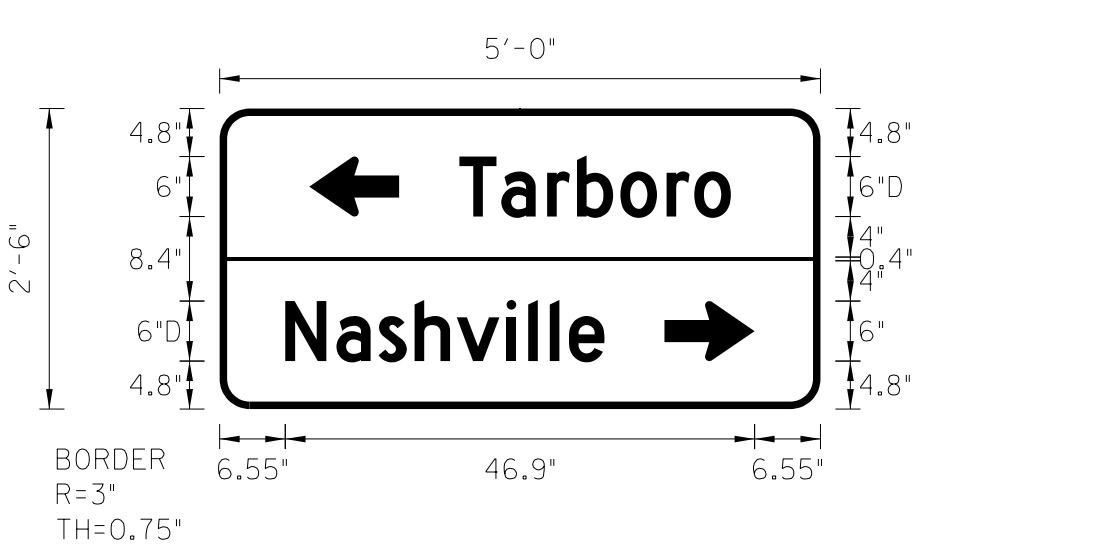
SYMBOL	X	Y	WID	HT
AR_Type D	8.9	19.2	6	9
AR_Type D	44.4	4.8	6	9

MAT'L: 0.125" (3.2 mm) ALUMINUM

PROJECT ID: U-3330
 DESIGN BY: James Hambricht
 LOCATION: US 301 SB (Ramp "A") @ -Y1RPA- Sta. 15+20 (RT)

CHECKED BY:
 DATE: Oct 17, 2016

DIVISION: 4



BORDER TYPE: FLUSH
 RECESS: 0"
 WIDTH: 0.75"
 RADII: 3"

NO. Z BARS:
 LENGTH:

NOTES
 1. Legend and border, except those colored black, shall be direct applied, Grade C sheeting.
 2. Background shall be Grade C reflective sheeting.

Spacing Factor is 1 unless specified otherwise

LETTER POSITIONS

Letter spacings are to start of next letter											Series/Size
											Text Length
T	a	r	b	o	r	o					D 2000
23.9	4.2	4.6	3	4.3	4.6	2.8	3.7	8.9			27.1
N	a	s	h	v	i	l	l	e			D 2000
6.6	5.1	4.2	3.6	4.2	5	2.2	2.2	1.9	3.5	21.6	31.9

FILENAME: A, B, and D Sign Designs
 NORTH CAROLINA D.O.T. SIGN DETAIL

SIGN NUMBER: 303
 TYPE: D
 QUANTITY: 1
 SIGN WIDTH: 4'-6"
 HEIGHT: 2'-6"
 TOTAL AREA: 11.3 Sq.Ft.

BACKG COLOR: Green / Green
 COPY COLOR: White

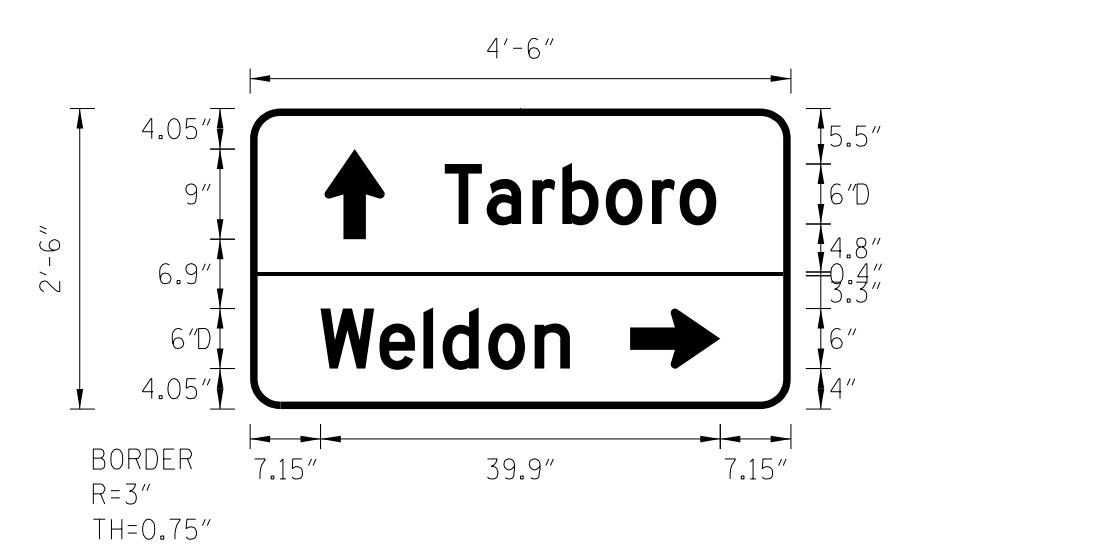
SYMBOL	X	Y	WID	HT
AR_Type D	7.4	17	6	9
AR_Type D	38	4	6	9

MAT'L: 0.125" (3.2 mm) ALUMINUM

PROJECT ID: U-3330
 DESIGN BY: James Hambricht
 LOCATION: US 64 Business EB @ -Y1- Sta. 21+78 (RT)

CHECKED BY:
 DATE: Oct 21, 2016

DIVISION: 4



BORDER TYPE: FLUSH
 RECESS: 0"
 WIDTH: 0.75"
 RADII: 3"

NO. Z BARS:
 LENGTH:

NOTES
 1. Legend and border, except those colored black, shall be direct applied, Grade C sheeting.
 2. Background shall be Grade C reflective sheeting.

Spacing Factor is 1 unless specified otherwise

LETTER POSITIONS

Letter spacings are to start of next letter											Series/Size
											Text Length
T	a	r	b	o	r	o					D 2000
19.4	4.2	4.6	3	4.3	4.6	2.8	3.7	7.4			27.1
W	e	l	d	o	n						D 2000
7	5.9	4.4	1.9	4.6	4.6	3.5	22.1				24.9

FILENAME: A, B, and D Sign Designs
 NORTH CAROLINA D.O.T. SIGN DETAIL

SIGN NUMBER: 302
 TYPE: D
 QUANTITY: 1
 SIGN WIDTH: 4'-0"
 HEIGHT: 2'-6"
 TOTAL AREA: 10.0 Sq.Ft.

BACKG COLOR: Green / Green
 COPY COLOR: White

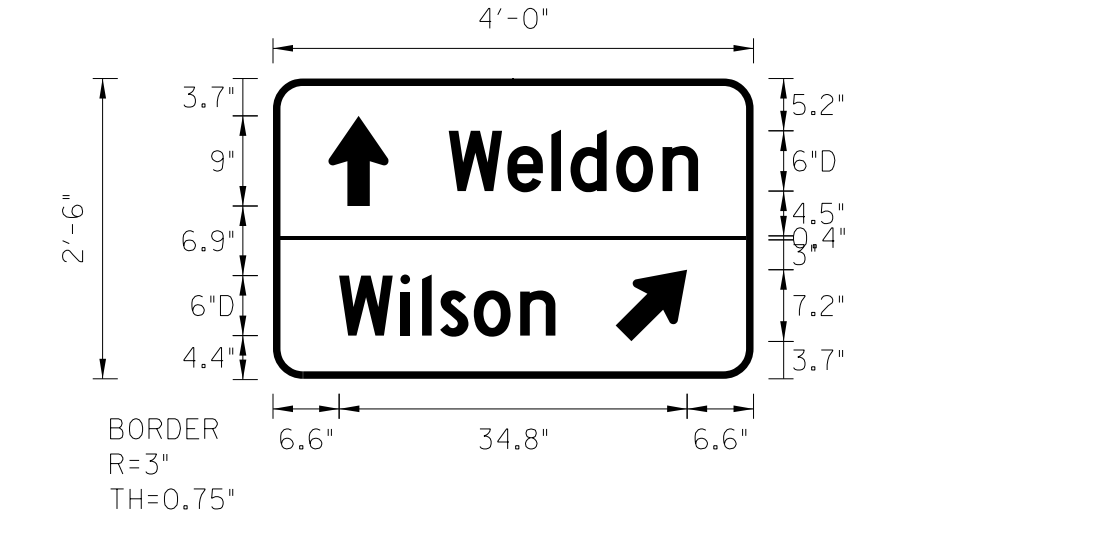
SYMBOL	X	Y	WID	HT
AR_Type D	5.6	17.3	6	9
AR_Type D	34.2	3.7	6	9

MAT'L: 0.125" (3.2 mm) ALUMINUM

PROJECT ID: U-3330
 DESIGN BY: James Hambricht
 LOCATION: US 64 Business EB @ -Y1- Approx. Sta. 8+89 (RT)

CHECKED BY:
 DATE: Oct 17, 2016

DIVISION: 4



BORDER TYPE: FLUSH
 RECESS: 0"
 WIDTH: 0.75"
 RADII: 3"

NO. Z BARS:
 LENGTH:

NOTES
 1. Legend and border, except those colored black, shall be direct applied, Grade C sheeting.
 2. Background shall be Grade C reflective sheeting.

Spacing Factor is 1 unless specified otherwise

LETTER POSITIONS

Letter spacings are to start of next letter											Series/Size
											Text Length
W	e	l	d	o	n						D 2000
17.6	5.9	4.4	1.9	4.6	4.6	3.5	5.6				24.9
W	i	l	s	o	n						D 2000
6.6	6.1	2.2	1.8	3.4	4.6	3.5	19.8				21.6

FILENAME: A, B, and D Sign Designs
 NORTH CAROLINA D.O.T. SIGN DETAIL

SIGN NUMBER: 304
 TYPE: D
 QUANTITY: 1
 SIGN WIDTH: 4'-6"
 HEIGHT: 2'-6"
 TOTAL AREA: 11.3 Sq.Ft.

BACKG COLOR: Green / Green
 COPY COLOR: White

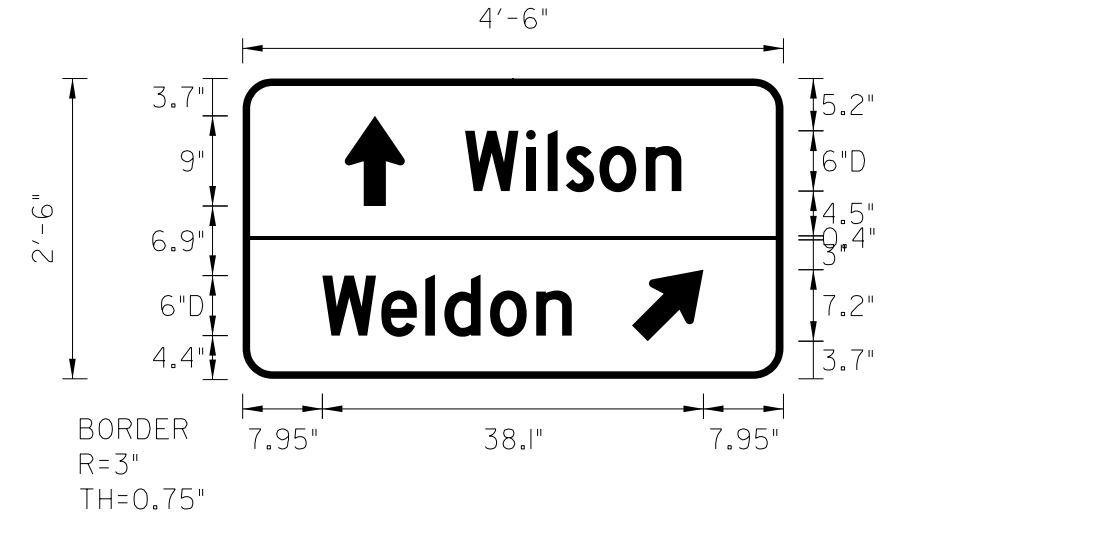
SYMBOL	X	Y	WID	HT
AR_Type D	10.2	17.3	6	9
AR_Type D	38.9	3.7	6	9

MAT'L: 0.125" (3.2 mm) ALUMINUM

PROJECT ID: U-3330
 DESIGN BY: James Hambricht
 LOCATION: US 64 Business WB @ -Y1- Approx. Sta. 25+95 (LT)

CHECKED BY:
 DATE: Oct 17, 2016

DIVISION: 4



BORDER TYPE: FLUSH
 RECESS: 0"
 WIDTH: 0.75"
 RADII: 3"

NO. Z BARS:
 LENGTH:

NOTES
 1. Legend and border, except those colored black, shall be direct applied, Grade C sheeting.
 2. Background shall be Grade C reflective sheeting.

Spacing Factor is 1 unless specified otherwise

LETTER POSITIONS


Letter spacings are to start of next letter											Series/Size
											Text Length
W	i	l	s	o	n						D 2000
22.2	6.1	2.2	1.8	3.4	4.6	3.5	10.2				21.6
W	e	l	d	o	n						D 2000
8	5.9	4.4	1.9	4.6	4.6	3.5	21.1				24.9

FILENAME: A, B, and D Sign Designs
 NORTH CAROLINA D.O.T. SIGN DETAIL

3/7/2017
 U:\Projects\Signing\CADD\Sign Designs\A, B, and D Sign Designs - ALT.dgn
 jhambricht



TYPE "D" SIGN DESIGNS

TIP NO. U-3330	SHEET NO. SIGN-4I
APPROVED: <i>Betsy L. Watson</i> <small>DESIGNED BY: Betsy L. Watson 35E67B834F8743F</small>	
DATE: 3/7/2017	
	
DOCUMENT NOT CONSIDERED FINAL UNLESS ALL SIGNATURES COMPLETED	

SIGN NUMBER: 305 PROJECT ID: U-3330 DIVISION: 4
 TYPE: D DESIGN BY: James Hambright CHECKED BY: DATE: Oct 17, 2016
 QUANTITY: 1 LOCATION: US 64 Business WB @ -Y1- Sta. 17+36 (LT)

BACKG COLOR: Green / Green
 COPY COLOR: White

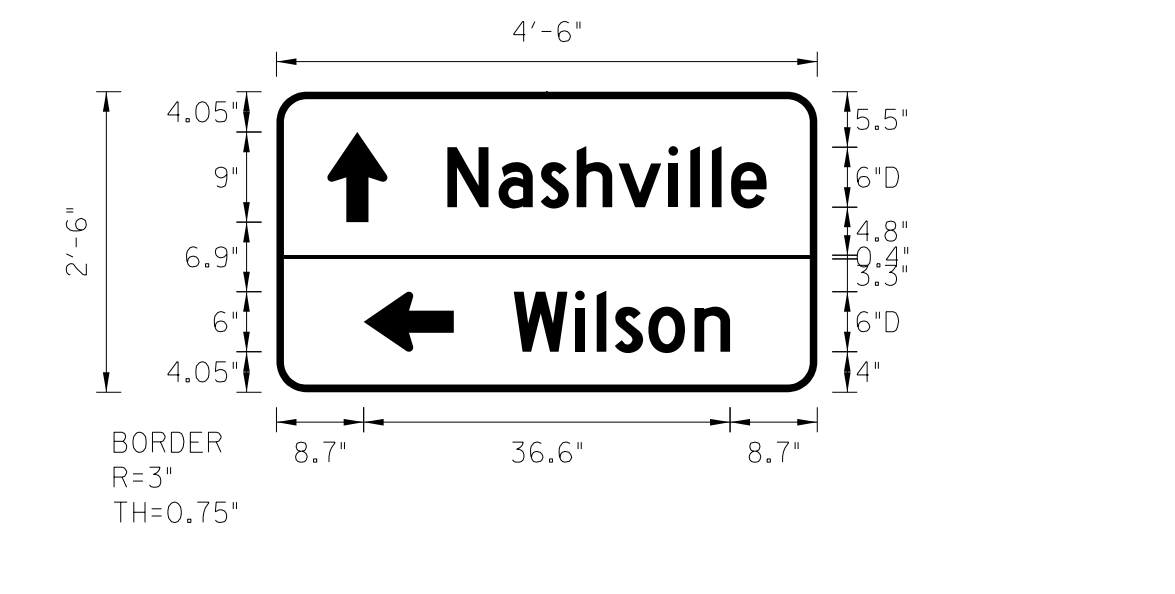
SYMBOL	X	Y	WID	HT
AR_Type D	5.1	17	6	9
AR_Type D	8.7	4	6	9

SIGN WIDTH: 4'-6"
 HEIGHT: 2'-6"
 TOTAL AREA: 11.3 Sq.Ft.

BORDER TYPE: FLUSH
 RECESS: 0"
 WIDTH: 0.75"
 RADII: 3"

NO. Z BARS: 1
 LENGTH: 1

MAT'L: 0.125" (3.2 mm) ALUMINUM



NOTES:
 1. Legend and border, except those colored black, shall be direct applied, Grade C sheeting.
 2. Background shall be Grade C reflective sheeting.

Spacing Factor is 1 unless specified otherwise

LETTER POSITIONS

Letter spacings are to start of next letter

Series/Size	Text Length
D 2000	31.9
D 2000	21.6

FILENAME: A, B, and D Sign Designs NORTH CAROLINA D.O.T. SIGN DETAIL

SIGN NUMBER: 307 & 308 PROJECT ID: U-3330 DIVISION: 4
 TYPE: D DESIGN BY: James Hambright CHECKED BY: DATE: Oct 25, 2016
 QUANTITY: 1 LOCATION: US 301 NB and SB @ Stoney Creek Bridge

BACKG COLOR: Green
 COPY COLOR: White

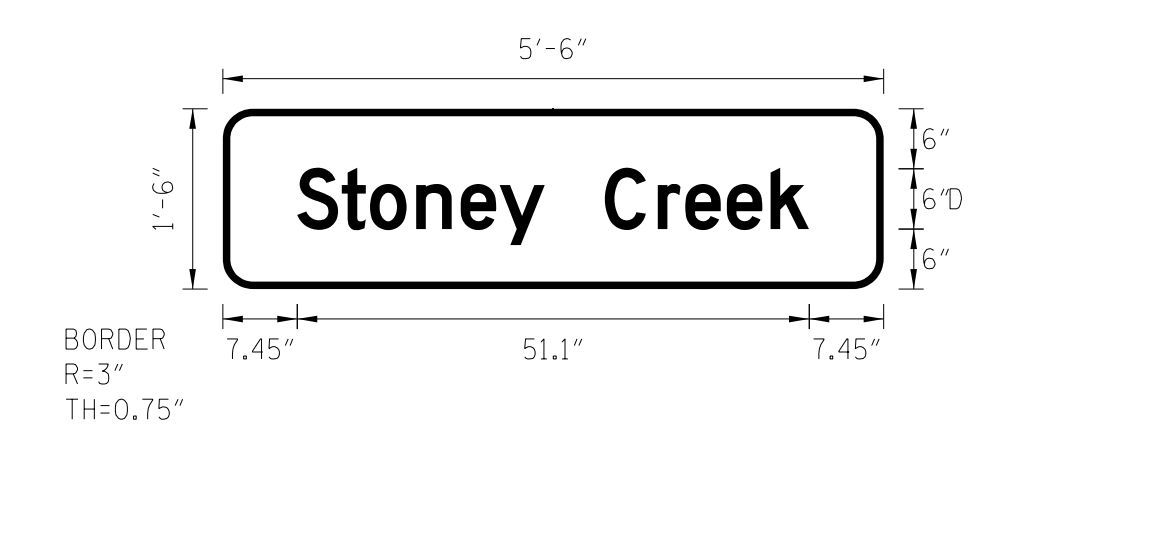
SYMBOL	X	Y	WID	HT

SIGN WIDTH: 5'-6"
 HEIGHT: 1'-6"
 TOTAL AREA: 8.3 Sq.Ft.

BORDER TYPE: FLUSH
 RECESS: 0"
 WIDTH: 0.75"
 RADII: 3"

NO. Z BARS: 1
 LENGTH: 1

MAT'L: 0.125" (3.2 mm) ALUMINUM



NOTES:
 1. Legend and border, except those colored black, shall be direct applied, Grade C sheeting.
 2. Background shall be Grade C reflective sheeting.

Spacing Factor is 1 unless specified otherwise

LETTER POSITIONS

Letter spacings are to start of next letter

Series/Size	Text Length
D 2000	51.1

FILENAME: A, B, and D Sign Designs NORTH CAROLINA D.O.T. SIGN DETAIL

SIGN NUMBER: 306 PROJECT ID: U-3330 DIVISION: 4
 TYPE: D DESIGN BY: James Hambright CHECKED BY: DATE: Oct 24, 2016
 QUANTITY: 1 LOCATION: US 64 Off-Ramp @ -Y2LPA- Sta. 15+00 (RT)

BACKG COLOR: Green
 COPY COLOR: White

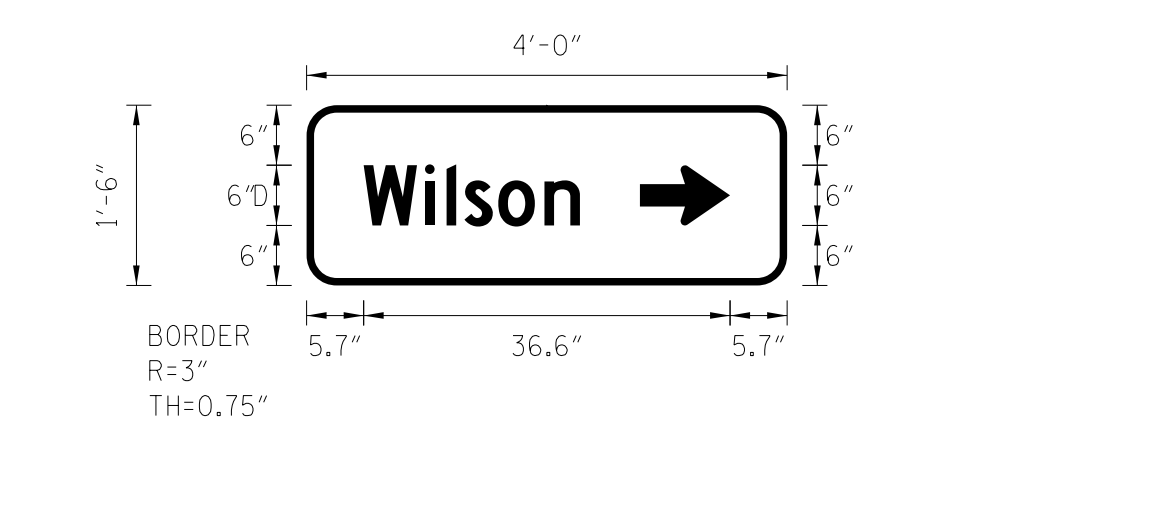
SYMBOL	X	Y	WID	HT
AR_Type D	33.3	6	6	9

SIGN WIDTH: 4'-0"
 HEIGHT: 1'-6"
 TOTAL AREA: 6.0 Sq.Ft.

BORDER TYPE: FLUSH
 RECESS: 0"
 WIDTH: 0.75"
 RADII: 3"

NO. Z BARS: 1
 LENGTH: 1

MAT'L: 0.125" (3.2 mm) ALUMINUM



NOTES:
 1. Legend and border, except those colored black, shall be direct applied, Grade C sheeting.
 2. Background shall be Grade C reflective sheeting.

Spacing Factor is 1 unless specified otherwise

LETTER POSITIONS

Letter spacings are to start of next letter

Series/Size	Text Length
D 2000	21.6

FILENAME: A, B, and D Sign Designs NORTH CAROLINA D.O.T. SIGN DETAIL

SIGN NUMBER: U-TURN PROJECT ID: U-3330 DIVISION: 4
 TYPE: F DESIGN BY: J. Hambright CHECKED BY: DATE: Oct 17, 2016
 QUANTITY: 1 LOCATION: US 64 Off-Ramp @ -Y2LPA- Sta. 15+00 (RT)

BACKG COLOR: White
 COPY COLOR: Black

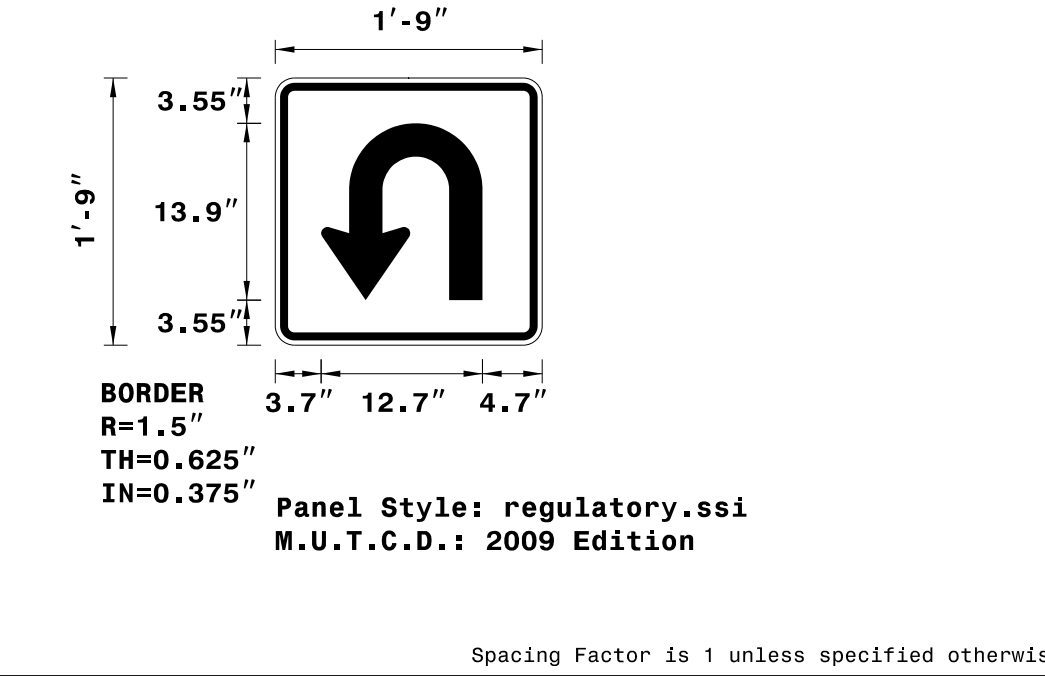
SYMBOL	X	Y	WID	HT
uturn	3.6	3.5	12.7	13.9

SIGN WIDTH: 1'-9"
 HEIGHT: 1'-9"
 TOTAL AREA: 3.1 Sq.Ft.

BORDER TYPE: RECESSED
 RECESS: 0.375"
 WIDTH: 0.625"
 RADII: 1.5"

NO. Z BARS: 1
 LENGTH: 1

MAT'L: 0.125" (3.2 mm) ALUMINUM



NOTES:
 1. Legend and border shall be direct applied, non-reflective sheeting.
 2. Background shall be Grade C reflective sheeting.

Panel Style: regulatory.ssi
 M.U.T.C.D.: 2009 Edition

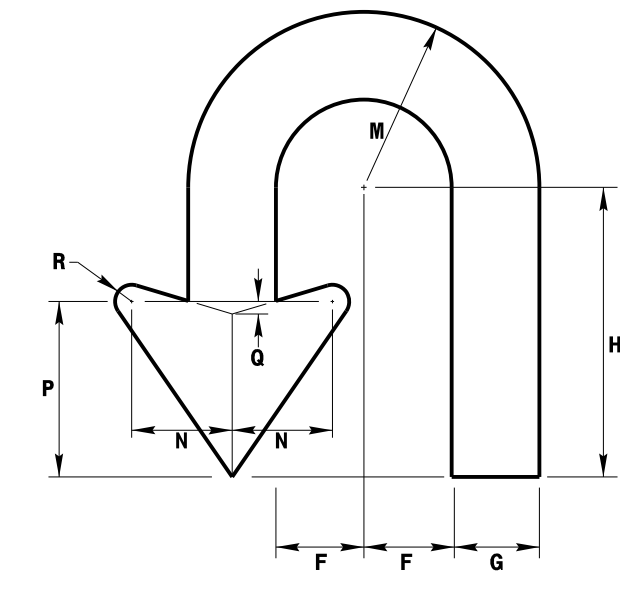
Spacing Factor is 1 unless specified otherwise

LETTER POSITIONS

Letter locations are panel edge to lower left corner

Series/Size	Text Length
D 2000	21.6

FILENAME: QuidSign_Engl1sh_8-2-13 NORTH CAROLINA D.O.T. SIGN DETAIL




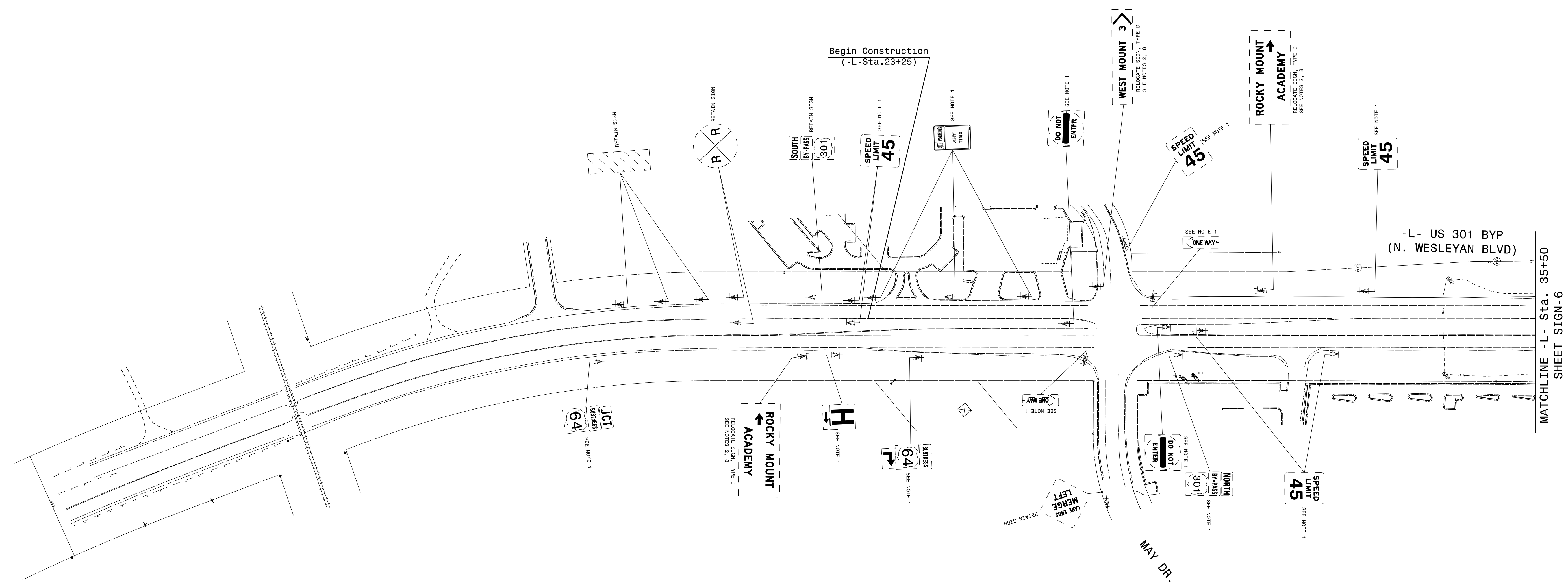
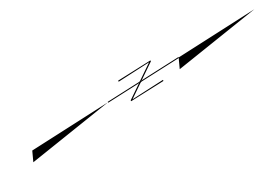
ARROW DIMENSIONS (INCHES)	F	G	H	M	N	P	Q	R
	2.625	2.625	8.659	5.25	3	5.25	0.375	0.5



TYPE "D" SIGN DESIGNS

3/7/2017 U:\Projects\Signing\CADD\Sign Designs\A, B, and D Sign Designs - ALT.dgn jhambright

TIP NO. U-3330	SHEET NO. SIGN-5
APPROVED: <i>Betsy L. Watson</i> <small>SEE 67834F843F</small>	
DATE: 3/7/2017	
SEAL	
	
DOCUMENT NOT CONSIDERED FINAL UNLESS ALL SIGNATURES COMPLETED	



PROJECT NOTES

- 1 DISPOSAL OF SIGN SYSTEM, U-CHANNEL
- 2 DISPOSAL OF SUPPORT, U-CHANNEL
- 3 DISPOSAL OF SIGN SYSTEM, WOOD
- 4 DISPOSAL OF SUPPORT, STEEL BEAM
- 5 DISPOSAL OF SUPPORT, WOOD
- 6 NOT USED
- 7 RELOCATE SIGN, TYPE A (GROUND MOUNTED)
- 8 RELOCATE SIGN, TYPE D
- 9 SIGN ERECTION, TYPE A (OVERHEAD)
- 10 NOT USED
- 11 SIGN ERECTION, TYPE A (GROUND MOUNTED)
- 12 SIGN ERECTION, TYPE D, E, AND F
- 13 SIGN ERECTION, RELOCATE SIGN TYPE A (GROUND MOUNTED)
- 14 SIGN ERECTION, RELOCATE SIGN TYPE D

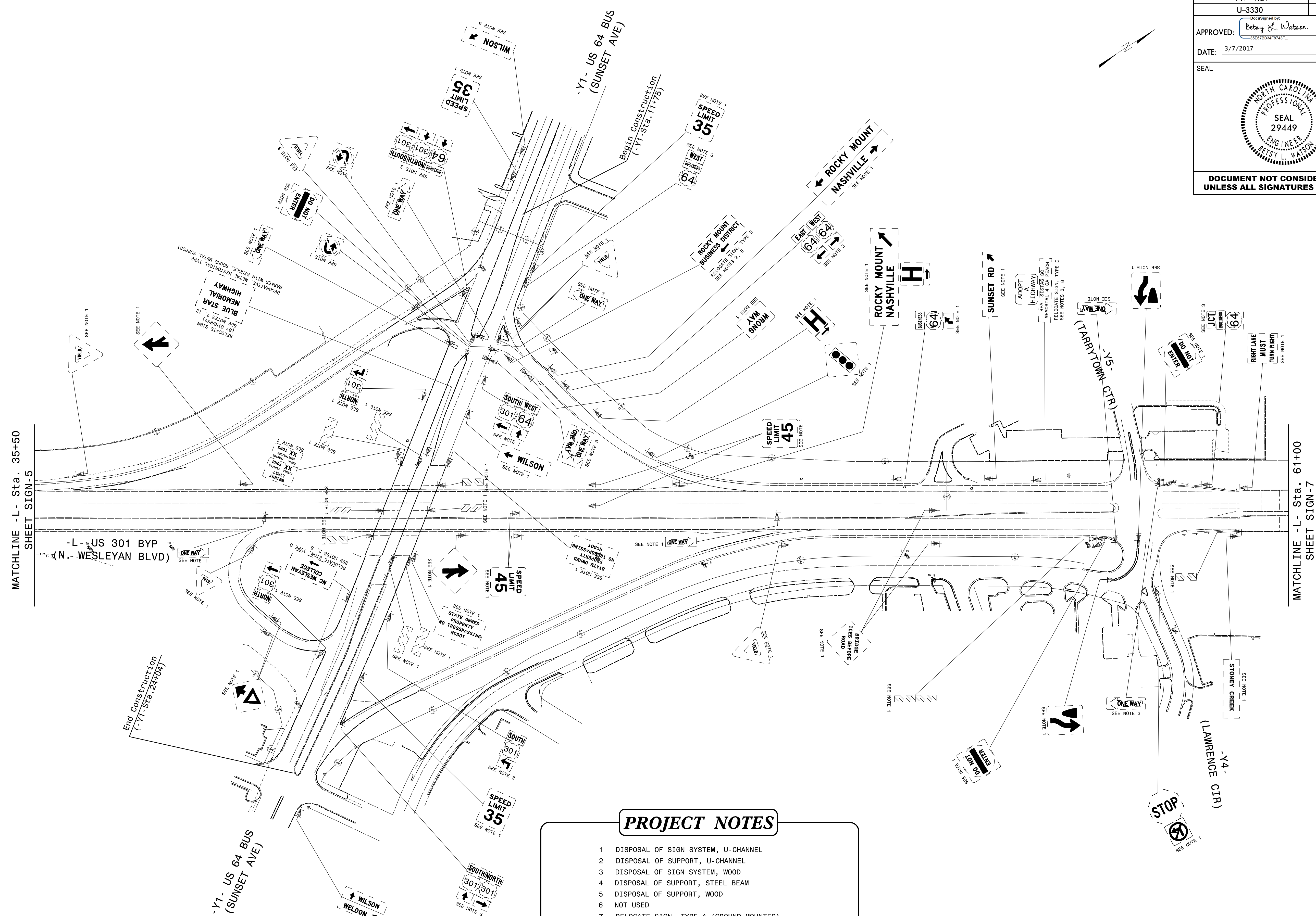
3/7/2017
 U:\Projects\Signing\CADD\Signing Plan Sheets\Existing Signing\U-3330 Existing Signing Sheet SIGN-5.dgn
 jhambright



EXISTING SIGNS

MATCHLINE -L- Sta. 35+50
 SHEET SIGN-6

TIP NO. U-3330	SHEET NO. SIGN-6
APPROVED: <i>Betsy L. Watson</i> SEEB7B84F8743F	
DATE: 3/7/2017	
SEAL	
DOCUMENT NOT CONSIDERED FINAL UNLESS ALL SIGNATURES COMPLETED	



- PROJECT NOTES**
- DISPOSAL OF SIGN SYSTEM, U-CHANNEL
 - DISPOSAL OF SUPPORT, U-CHANNEL
 - DISPOSAL OF SIGN SYSTEM, WOOD
 - DISPOSAL OF SUPPORT, STEEL BEAM
 - DISPOSAL OF SUPPORT, WOOD
 - NOT USED
 - RELOCATE SIGN, TYPE A (GROUND MOUNTED)
 - RELOCATE SIGN, TYPE D
 - SIGN ERECTION, TYPE A (OVERHEAD)
 - NOT USED
 - SIGN ERECTION, TYPE A (GROUND MOUNTED)
 - SIGN ERECTION, TYPE D, E, AND F
 - SIGN ERECTION, RELOCATE SIGN TYPE A (GROUND MOUNTED)
 - SIGN ERECTION, RELOCATE SIGN TYPE D




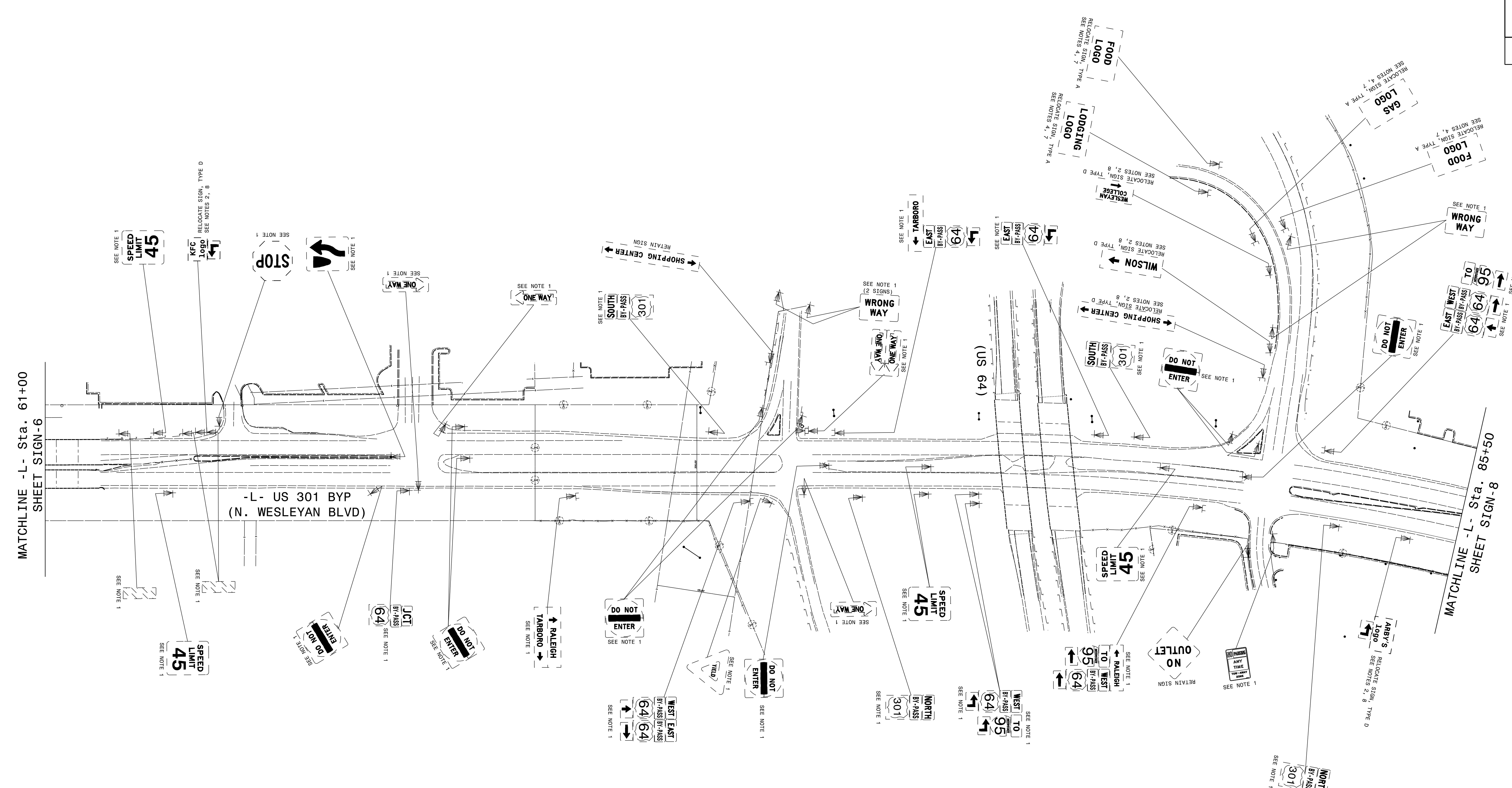
EXISTING SIGNS

3/7/2017
 U:\Projects\Signing\CADD\Signing Plan Sheets\Existing Signing\U-3330 Existing Signing Sheet SIGN-6.dgn
 jhambright

MATCHLINE - L - Sta. 35+50
SHEET SIGN-5

MATCHLINE - L - Sta. 61+00
SHEET SIGN-7

TIP NO. U-3330	SHEET NO. SIGN-7
APPROVED: <i>Betsy L. Watson</i> <small>SEE 67834F843F</small>	
DATE: 3/7/2017	
SEAL	
	
DOCUMENT NOT CONSIDERED FINAL UNLESS ALL SIGNATURES COMPLETED	




PROJECT NOTES

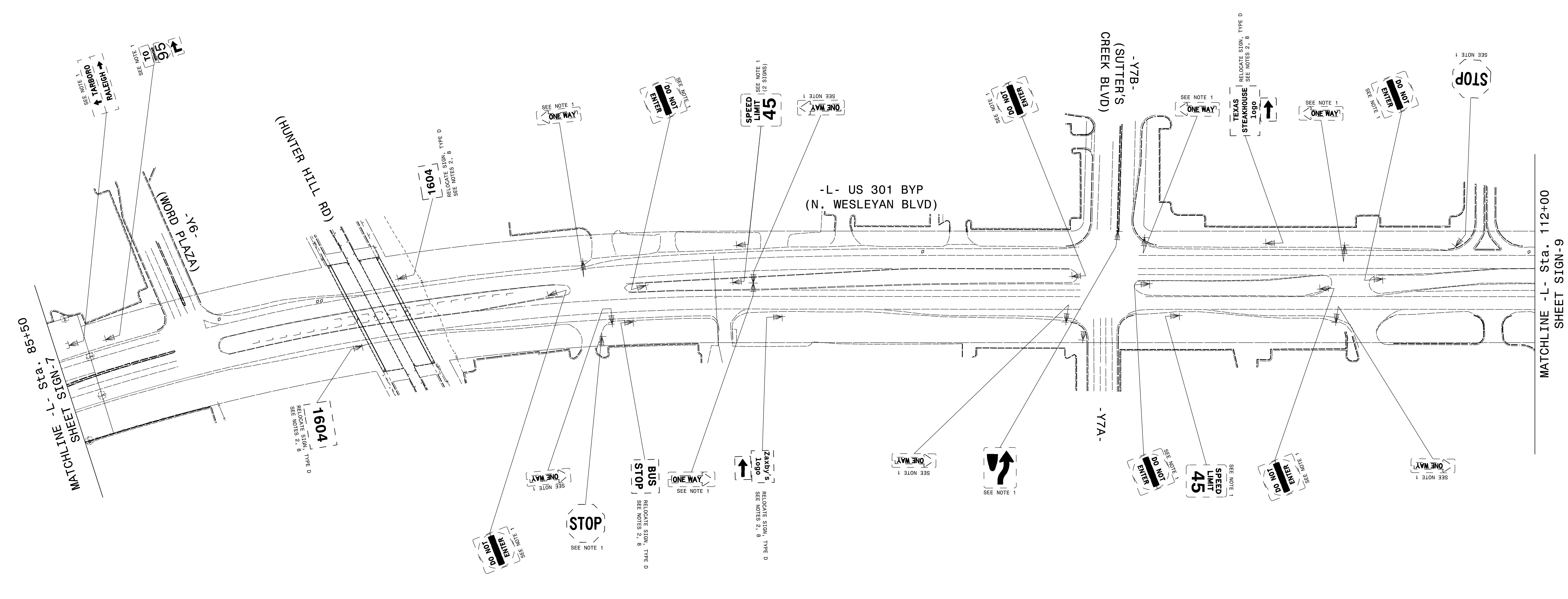
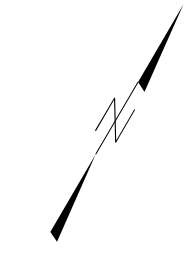
- 1 DISPOSAL OF SIGN SYSTEM, U-CHANNEL
- 2 DISPOSAL OF SUPPORT, U-CHANNEL
- 3 DISPOSAL OF SIGN SYSTEM, WOOD
- 4 DISPOSAL OF SUPPORT, STEEL BEAM
- 5 DISPOSAL OF SUPPORT, WOOD
- 6 NOT USED
- 7 RELOCATE SIGN, TYPE A (GROUND MOUNTED)
- 8 RELOCATE SIGN, TYPE D
- 9 SIGN ERECTION, TYPE A (OVERHEAD)
- 10 NOT USED
- 11 SIGN ERECTION, TYPE A (GROUND MOUNTED)
- 12 SIGN ERECTION, TYPE D, E, AND F
- 13 SIGN ERECTION, RELOCATE SIGN TYPE A (GROUND MOUNTED)
- 14 SIGN ERECTION, RELOCATE SIGN TYPE D

3/7/2017
 U:\Traffic\Signing\CADD\Signing Plan Sheets\Existing Signing\U-3330 Existing Signing Sheet SIGN-7.dgn
 jhambright



EXISTING SIGNS

TIP NO. U-3330	SHEET NO. SIGN-8
APPROVED: <i>Betsy L. Watson</i> <small>SEE 67834F8743F</small>	
DATE: 3/7/2017	
SEAL	
	
DOCUMENT NOT CONSIDERED FINAL UNLESS ALL SIGNATURES COMPLETED	




PROJECT NOTES

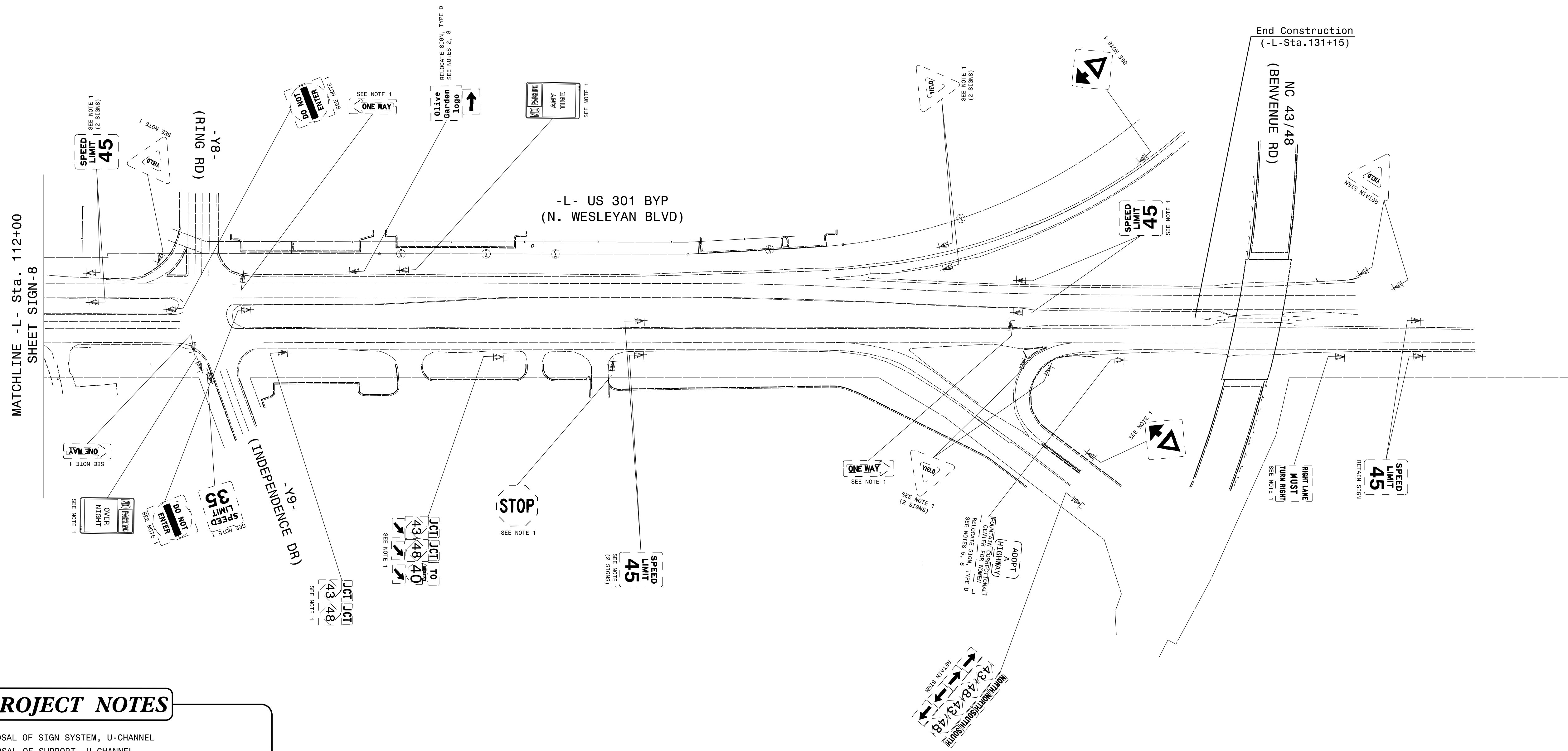
- 1 DISPOSAL OF SIGN SYSTEM, U-CHANNEL
- 2 DISPOSAL OF SUPPORT, U-CHANNEL
- 3 DISPOSAL OF SIGN SYSTEM, WOOD
- 4 DISPOSAL OF SUPPORT, STEEL BEAM
- 5 DISPOSAL OF SUPPORT, WOOD
- 6 NOT USED
- 7 RELOCATE SIGN, TYPE A (GROUND MOUNTED)
- 8 RELOCATE SIGN, TYPE D
- 9 SIGN ERECTION, TYPE A (OVERHEAD)
- 10 NOT USED
- 11 SIGN ERECTION, TYPE A (GROUND MOUNTED)
- 12 SIGN ERECTION, TYPE D, E, AND F
- 13 SIGN ERECTION, RELOCATE SIGN TYPE A (GROUND MOUNTED)
- 14 SIGN ERECTION, RELOCATE SIGN TYPE D

3/7/2017
 U:\Projects\Signing\CADD\Signing Plan Sheets\Existing Signing\U-3330 Existing Signing Sheet SIGN-8.dgn
 jhambright



EXISTING SIGNS

TIP NO. U-3330	SHEET NO. SIGN-9
APPROVED: <i>Betsy L. Watson</i> <small>SEE 67834F8743F</small>	
DATE: 3/7/2017	
SEAL 	
DOCUMENT NOT CONSIDERED FINAL UNLESS ALL SIGNATURES COMPLETED	




PROJECT NOTES

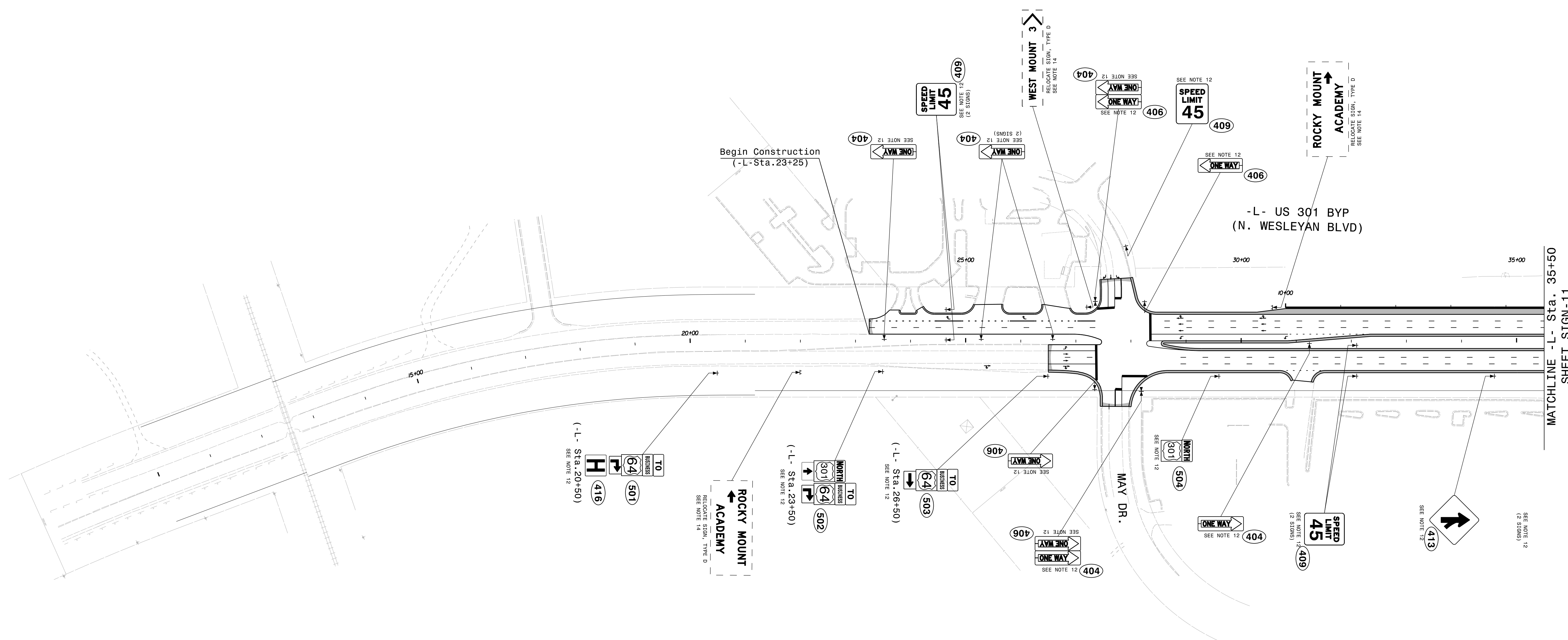
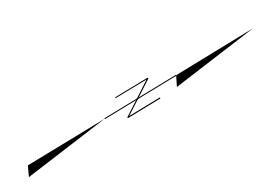
- 1 DISPOSAL OF SIGN SYSTEM, U-CHANNEL
- 2 DISPOSAL OF SUPPORT, U-CHANNEL
- 3 DISPOSAL OF SIGN SYSTEM, WOOD
- 4 DISPOSAL OF SUPPORT, STEEL BEAM
- 5 DISPOSAL OF SUPPORT, WOOD
- 6 NOT USED
- 7 RELOCATE SIGN, TYPE A (GROUND MOUNTED)
- 8 RELOCATE SIGN, TYPE D
- 9 SIGN ERECTION, TYPE A (OVERHEAD)
- 10 NOT USED
- 11 SIGN ERECTION, TYPE A (GROUND MOUNTED)
- 12 SIGN ERECTION, TYPE D, E, AND F
- 13 SIGN ERECTION, RELOCATE SIGN TYPE A (GROUND MOUNTED)
- 14 SIGN ERECTION, RELOCATE SIGN TYPE D

3/7/2017
 U:\Traffic\Signing\CADD\Signing Plan Sheets\Existing Signing\U-3330 Existing Signing Sheet SIGN-9.dgn
 jhambright



EXISTING SIGNS

TIP NO. U-3330	SHEET NO. SIGN-10
APPROVED: <i>Betsy L. Watson</i> <small>SEE 67834F843F</small>	
DATE: 3/7/2017	
SEAL	
	
DOCUMENT NOT CONSIDERED FINAL UNLESS ALL SIGNATURES COMPLETED	




PROJECT NOTES

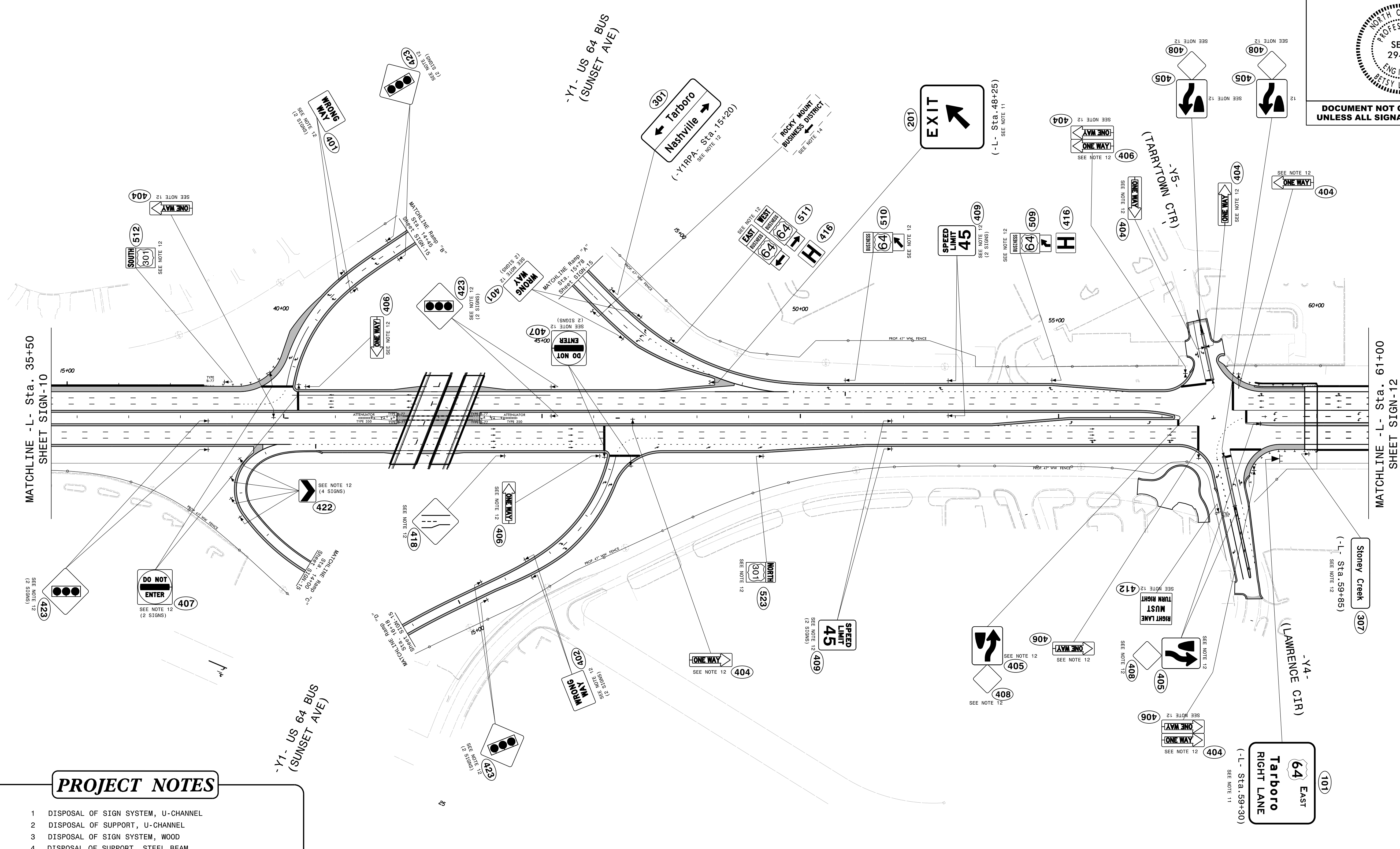
- 1 DISPOSAL OF SIGN SYSTEM, U-CHANNEL
- 2 DISPOSAL OF SUPPORT, U-CHANNEL
- 3 DISPOSAL OF SIGN SYSTEM, WOOD
- 4 DISPOSAL OF SUPPORT, STEEL BEAM
- 5 DISPOSAL OF SUPPORT, WOOD
- 6 NOT USED
- 7 RELOCATE SIGN, TYPE A (GROUND MOUNTED)
- 8 RELOCATE SIGN, TYPE D
- 9 SIGN ERECTION, TYPE A (OVERHEAD)
- 10 NOT USED
- 11 SIGN ERECTION, TYPE A (GROUND MOUNTED)
- 12 SIGN ERECTION, TYPE D, E, AND F
- 13 SIGN ERECTION, RELOCATE SIGN TYPE A (GROUND MOUNTED)
- 14 SIGN ERECTION, RELOCATE SIGN TYPE D



PROPOSED SIGNS
(-L- Sta. 23+25 to -L- Sta. 35+50)

3/7/2017
U:\Projects\Signing\CADD\Signing Plan Sheets\Proposed Signing\U-3330 Proposed Signing Sheet SIGN-10.dgn
jhambricht

TIP NO. U-3330	SHEET NO. SIGN-11
APPROVED: <i>Betsy L. Watson</i> SEE 67834F843F	
DATE: 3/7/2017	
SEAL 	
DOCUMENT NOT CONSIDERED FINAL UNLESS ALL SIGNATURES COMPLETED	




PROJECT NOTES

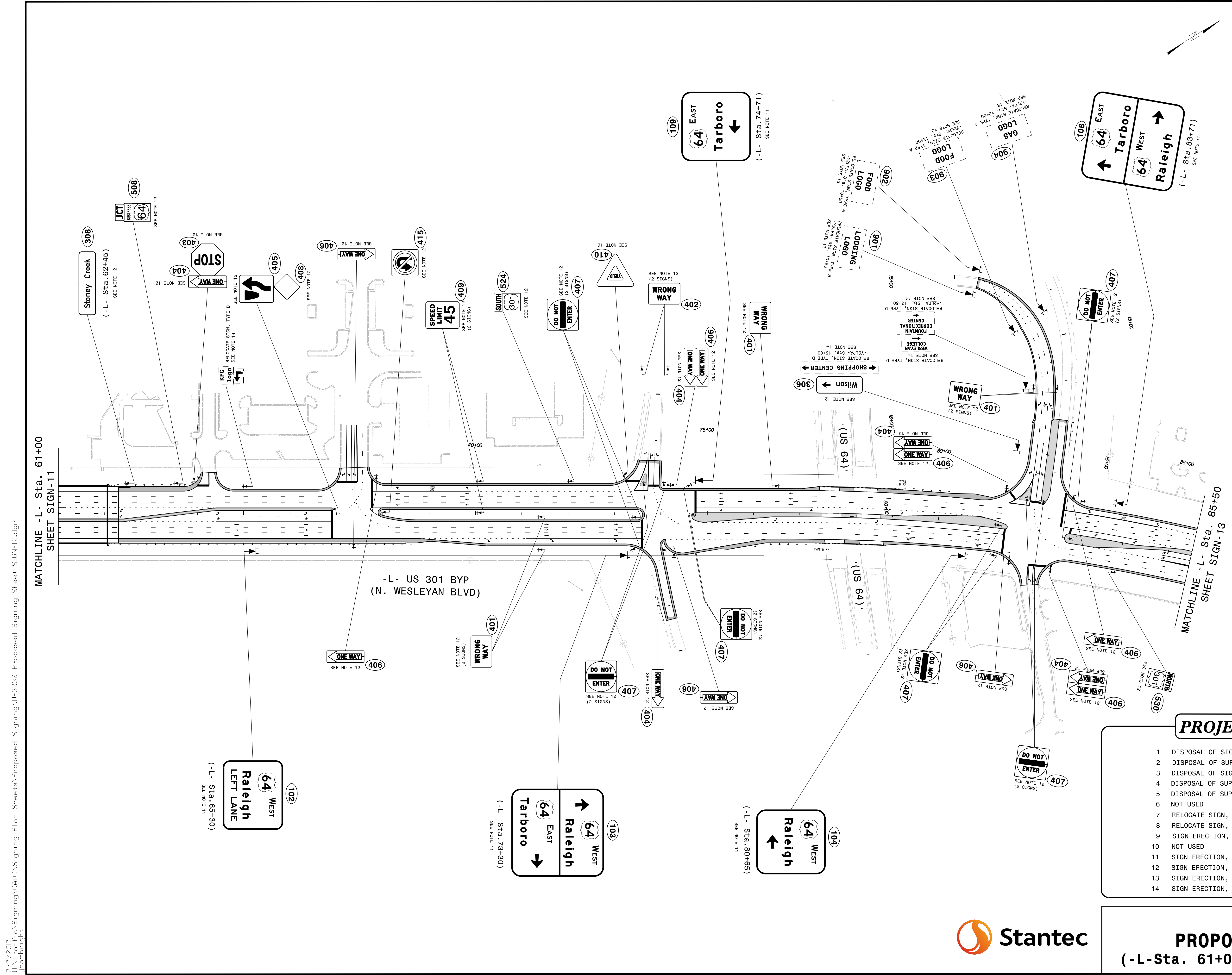
- 1 DISPOSAL OF SIGN SYSTEM, U-CHANNEL
- 2 DISPOSAL OF SUPPORT, U-CHANNEL
- 3 DISPOSAL OF SIGN SYSTEM, WOOD
- 4 DISPOSAL OF SUPPORT, STEEL BEAM
- 5 DISPOSAL OF SUPPORT, WOOD
- 6 NOT USED
- 7 RELOCATE SIGN, TYPE A (GROUND MOUNTED)
- 8 RELOCATE SIGN, TYPE D
- 9 SIGN ERECTION, TYPE A (OVERHEAD)
- 10 NOT USED
- 11 SIGN ERECTION, TYPE A (GROUND MOUNTED)
- 12 SIGN ERECTION, TYPE D, E, AND F
- 13 SIGN ERECTION, RELOCATE SIGN TYPE A (GROUND MOUNTED)
- 14 SIGN ERECTION, RELOCATE SIGN TYPE D



PROPOSED SIGNS
(-L- Sta. 35+50 to -L- Sta. 61+00)

3/7/2017 U:\Projects\Signing\CADD\Signing Plan Sheets\Proposed Signing\U-3330 Proposed Signing Sheet SIGN-11.dgn jhambright

TIP NO. U-3330	SHEET NO. SIGN-12
APPROVED: <i>Betsy L. Watson</i> -SEE 67834F843F-	
DATE: 3/7/2017	
SEAL	
	
DOCUMENT NOT CONSIDERED FINAL UNLESS ALL SIGNATURES COMPLETED	



PROJECT NOTES

- 1 DISPOSAL OF SIGN SYSTEM, U-CHANNEL
- 2 DISPOSAL OF SUPPORT, U-CHANNEL
- 3 DISPOSAL OF SIGN SYSTEM, WOOD
- 4 DISPOSAL OF SUPPORT, STEEL BEAM
- 5 DISPOSAL OF SUPPORT, WOOD
- 6 NOT USED
- 7 RELOCATE SIGN, TYPE A (GROUND MOUNTED)
- 8 RELOCATE SIGN, TYPE D
- 9 SIGN ERECTION, TYPE A (OVERHEAD)
- 10 NOT USED
- 11 SIGN ERECTION, TYPE A (GROUND MOUNTED)
- 12 SIGN ERECTION, TYPE D, E, AND F
- 13 SIGN ERECTION, RELOCATE SIGN TYPE A (GROUND MOUNTED)
- 14 SIGN ERECTION, RELOCATE SIGN TYPE D



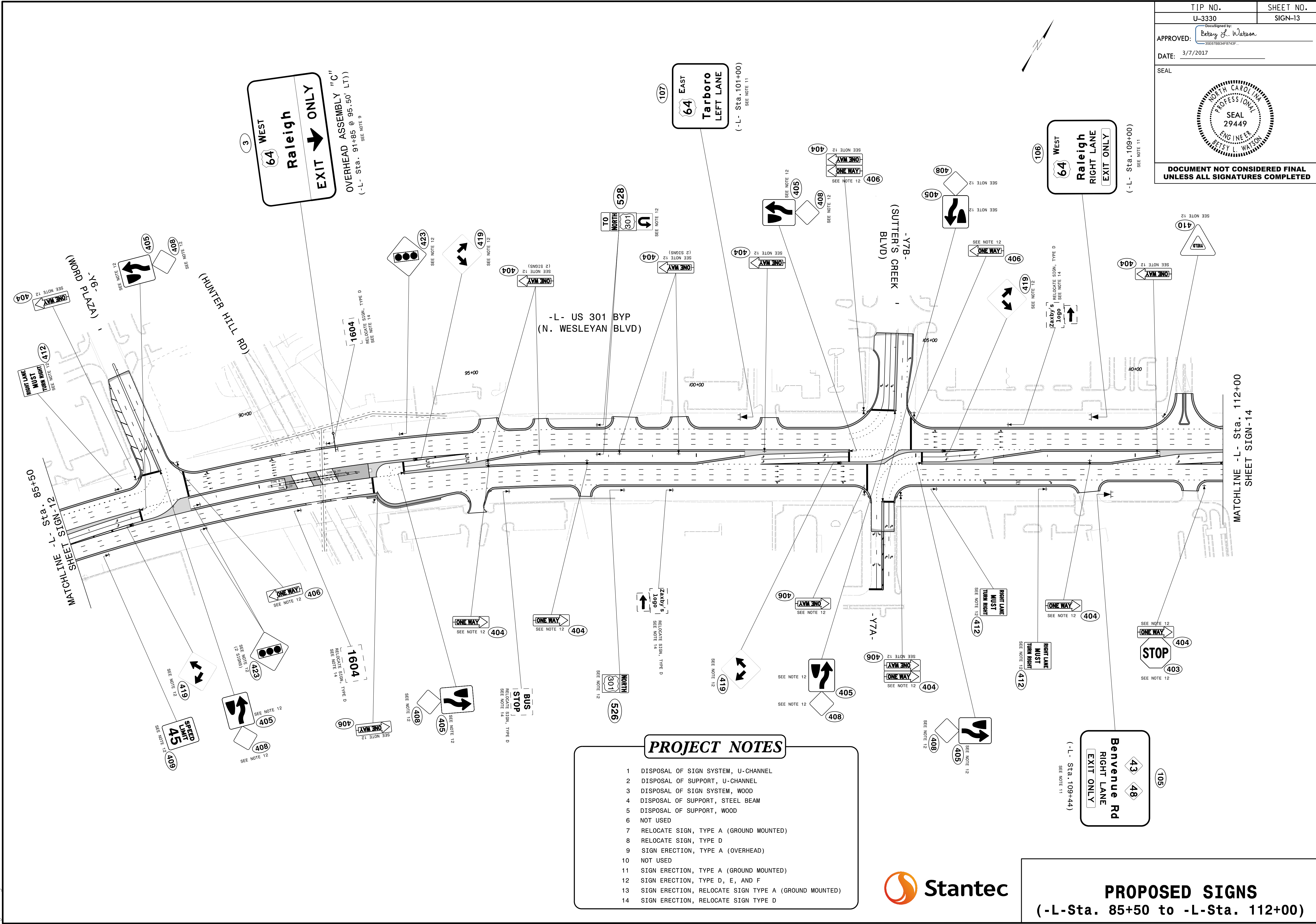
PROPOSED SIGNS
(-L- Sta. 61+00 to -L- Sta. 85+50)

3/7/2017
 U:\Projects\Signing\CADD\Signing Plan Sheets\Proposed Signing\U-3330 Proposed Signing Sheet SIGN-12.dgn
 jhambright

MATCHLINE -L- Sta. 61+00
 SHEET SIGN-11

MATCHLINE -L- Sta. 85+50
 SHEET SIGN-13

TIP NO. U-3330	SHEET NO. SIGN-13
APPROVED: <i>Betsy L. Watson</i> SEAL 29449 DATE: 3/7/2017	
SEAL NORTH CAROLINA PROFESSIONAL ENGINEER BETSY L. WATSON DOCUMENT NOT CONSIDERED FINAL UNLESS ALL SIGNATURES COMPLETED	




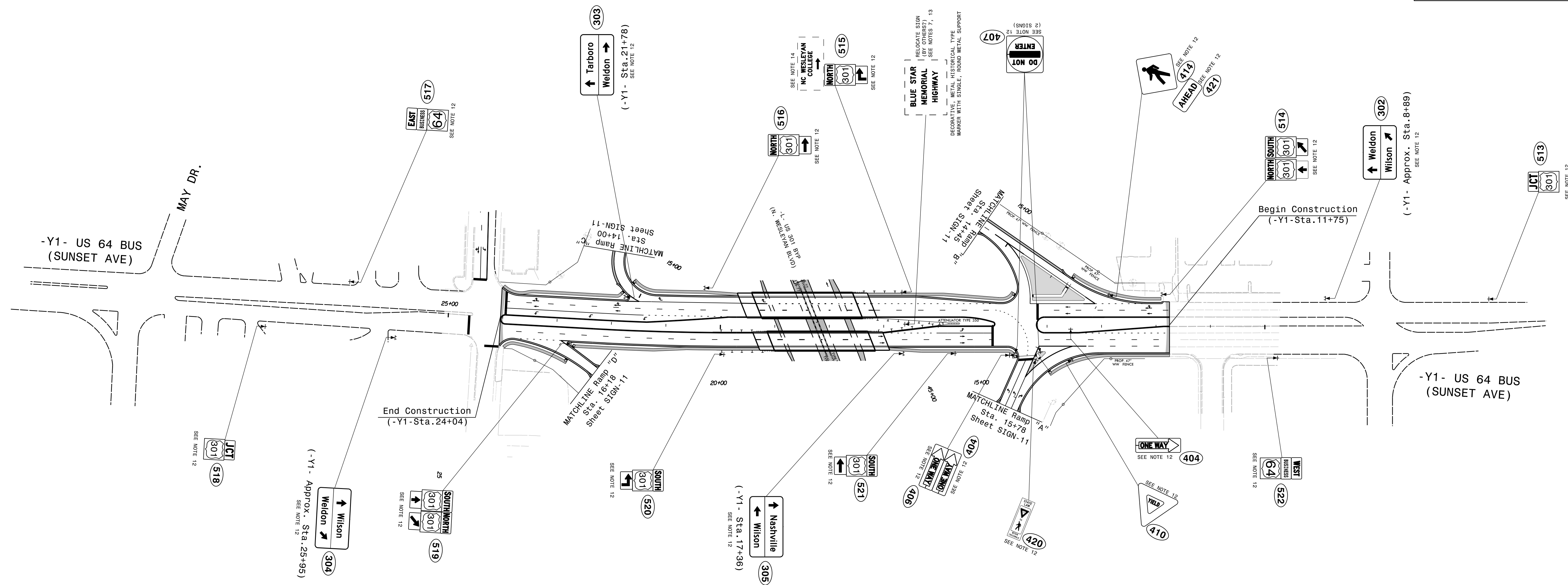
- PROJECT NOTES**
- DISPOSAL OF SIGN SYSTEM, U-CHANNEL
 - DISPOSAL OF SUPPORT, U-CHANNEL
 - DISPOSAL OF SIGN SYSTEM, WOOD
 - DISPOSAL OF SUPPORT, STEEL BEAM
 - DISPOSAL OF SUPPORT, WOOD
 - NOT USED
 - RELOCATE SIGN, TYPE A (GROUND MOUNTED)
 - RELOCATE SIGN, TYPE D
 - SIGN ERECTION, TYPE A (OVERHEAD)
 - NOT USED
 - SIGN ERECTION, TYPE A (GROUND MOUNTED)
 - SIGN ERECTION, TYPE D, E, AND F
 - SIGN ERECTION, RELOCATE SIGN TYPE A (GROUND MOUNTED)
 - SIGN ERECTION, RELOCATE SIGN TYPE D



PROPOSED SIGNS
(-L- Sta. 85+50 to -L- Sta. 112+00)

3/7/2017
U:\Traffic\Signing\CADD\Signing Plan Sheets\Proposed Signing\U-3330 Proposed Signing Sheet SIGN-13.dgn
jhambricht

TIP NO. U-3330	SHEET NO. SIGN-15
APPROVED: <i>Betsy L. Watson</i> <small>SEE 67834F8743F</small>	
DATE: 3/7/2017	
	
DOCUMENT NOT CONSIDERED FINAL UNLESS ALL SIGNATURES COMPLETED	



PROJECT NOTES

- 1 DISPOSAL OF SIGN SYSTEM, U-CHANNEL
- 2 DISPOSAL OF SUPPORT, U-CHANNEL
- 3 DISPOSAL OF SIGN SYSTEM, WOOD
- 4 DISPOSAL OF SUPPORT, STEEL BEAM
- 5 DISPOSAL OF SUPPORT, WOOD
- 6 NOT USED
- 7 RELOCATE SIGN, TYPE A (GROUND MOUNTED)
- 8 RELOCATE SIGN, TYPE D
- 9 SIGN ERECTION, TYPE A (OVERHEAD)
- 10 NOT USED
- 11 SIGN ERECTION, TYPE A (GROUND MOUNTED)
- 12 SIGN ERECTION, TYPE D, E, AND F
- 13 SIGN ERECTION, RELOCATE SIGN TYPE A (GROUND MOUNTED)
- 14 SIGN ERECTION, RELOCATE SIGN TYPE D

3/7/2017
 U:\Projects\Signing\CADD\Signing Plan Sheets\Proposed Signing\U-3330 Proposed Signing Sheet SIGN-15.dgn
 jhambright



PROPOSED SIGNS
(-Y1- Sta. 11+75 to -Y1- Sta. 24+04)