DocuSign Envelope ID: 5442EAB2-35B1-4034-9146-07B088F289BD

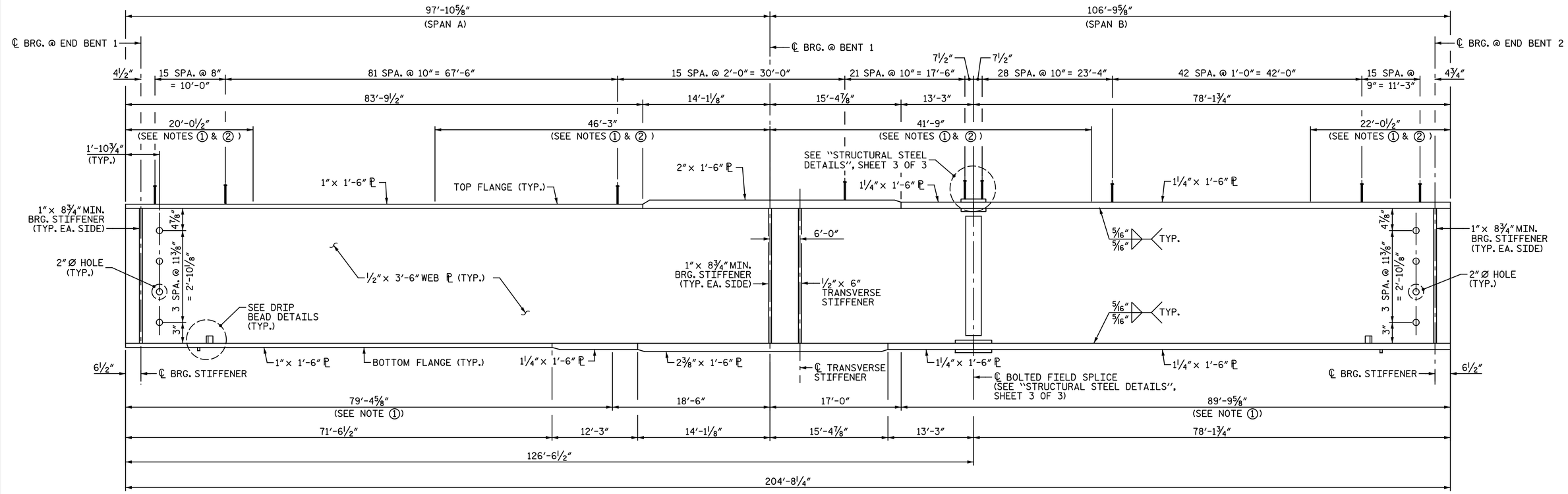

GIRDER ELEVATION

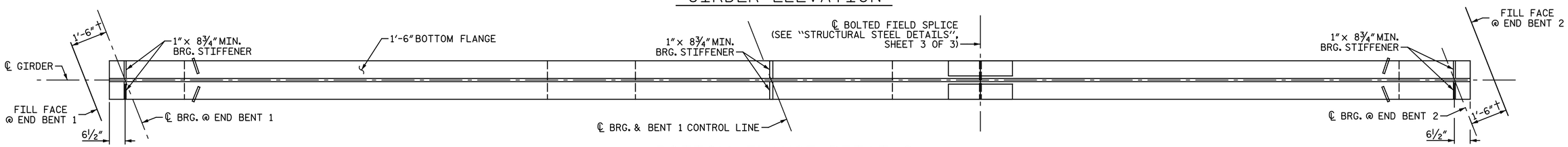

BOTTOM FLANGE DETAILS

† MEASURED PERPENDICULAR TO END BENT FILL FACE

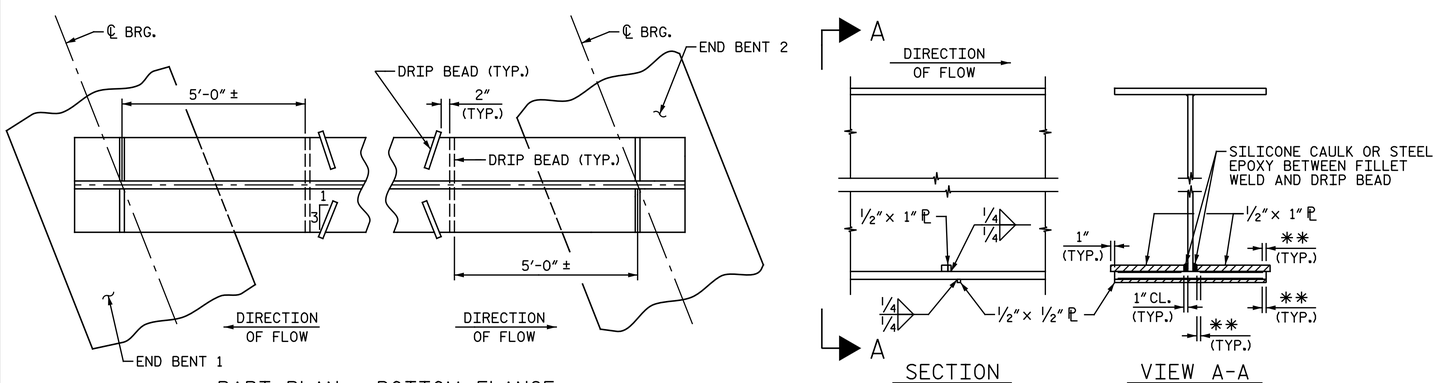

PART PLAN - BOTTOM FLANGE

DRIP BEAD DETAILS

** SEE "WELD TERMINATION DETAILS" ON "STRUCTURAL STEEL DETAILS", SHEET 2 OF 3.

NOTES:

① CHARPY V-NOTCH TESTS ARE REQUIRED FOR ALL TOP OR BOTTOM FLANGE PLATES WHICH FALL WITHIN THESE LIMITS, ALL WEB PLATES, AND ALL SPLICE PLATES. IF A PERMITTED SHOP FLANGE SPLICE IS NOT USED, CHARPY V-NOTCH TESTS WILL BE REQUIRED FOR THE ENTIRE FLANGE PLATE. FOR CHARPY V-NOTCH TESTS, SEE ARTICLE 1072-7 OF THE STANDARD SPECIFICATIONS.

② NO WELDING OF FORMS OR FALSEWORK TO THE TOP FLANGE WILL BE PERMITTED IN THIS REGION.

FOR SHEAR CONNECTOR TRANSVERSE SPACING, SEE "STRUCTURAL STEEL DETAILS", SHEET 3 OF 3.

TRANSVERSE STIFFENERS ARE TO BE PLACED ON ONE SIDE OF THE GIRDER ONLY. TRANSVERSE STIFFENERS ARE NOT TO BE PLACED ON OUTSIDE OF EXTERIOR GIRDER.

PROJECT NO. U-3330
NASH COUNTY
STATION: 18+22.61 -Y1-
SHEET 1 OF 3

DOCUMENT NOT CONSIDERED FINAL UNLESS ALL SIGNATURES COMPLETED

NORTH CAROLINA PROFESSIONAL SEAL 042399 ENGINEER BRADLEY J. BELL

DocuSigned by: Bradley J. Bell
C41A3F8EC43C434...
1/27/2017

Michael Baker INTERNATIONAL
Michael Baker Engineering
8000 Regency Parkway, Suite 600
Cary, North Carolina 27518
NC License No.: F-1084

STATE OF NORTH CAROLINA
DEPARTMENT OF TRANSPORTATION
RALEIGH

SUPERSTRUCTURE

STRUCTURAL STEEL DETAILS

RIGHT LANES

REVISIONS						SHEET NO.
NO.	BY:	DATE:	NO.	BY:	DATE:	S2-10
1			3			TOTAL SHEETS
2			4			39

DRAWN BY : N. B. SPEAKS DATE : 8-31-16
CHECKED BY : T. M. GARRISON DATE : 9-7-16