DocuSign Envelope ID: 30DA7951-109D-44F6-A7D8-934E40EF7F7D

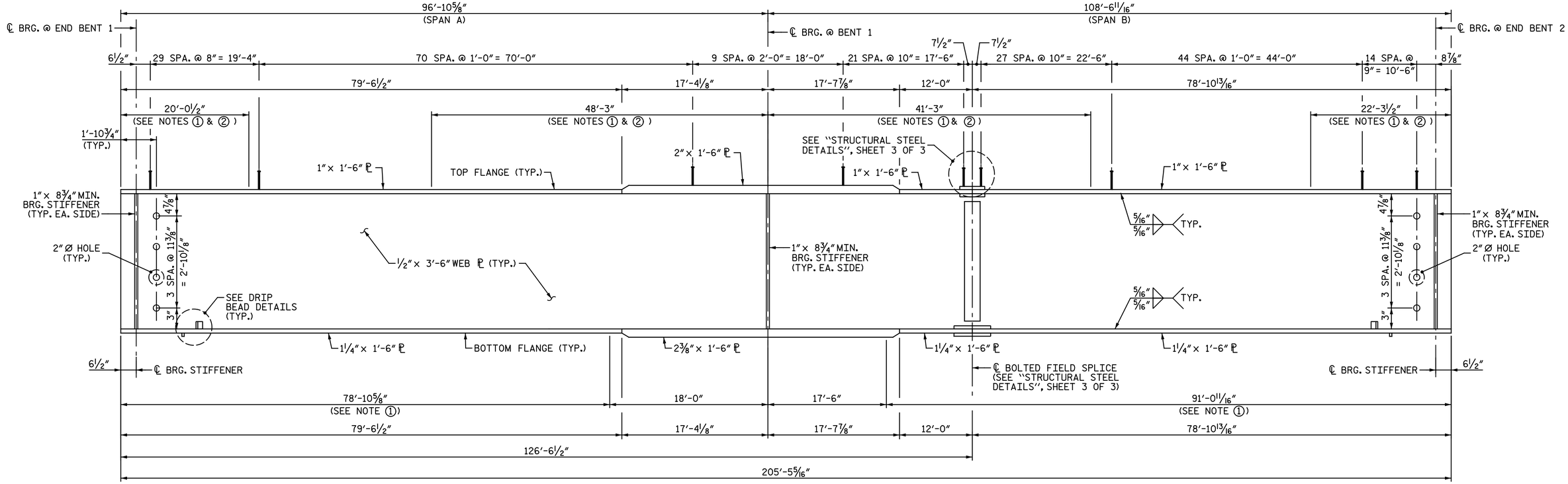

GIRDER ELEVATION

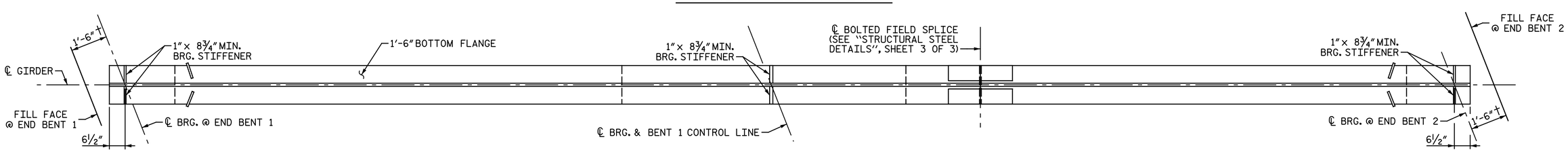

BOTTOM FLANGE DETAILS

† MEASURED PERPENDICULAR TO END BENT FILL FACE

NOTES:

① CHARPY V-NOTCH TESTS ARE REQUIRED FOR ALL TOP OR BOTTOM FLANGE PLATES WHICH FALL WITHIN THESE LIMITS, ALL WEB PLATES, AND ALL SPLICE PLATES. IF A PERMITTED SHOP FLANGE SPLICE IS NOT USED, CHARPY V-NOTCH TESTS WILL BE REQUIRED FOR THE ENTIRE FLANGE PLATE. FOR CHARPY V-NOTCH TESTS, SEE ARTICLE 1072-7 OF THE STANDARD SPECIFICATIONS.

② NO WELDING OF FORMS OR FALSEWORK TO THE TOP FLANGE WILL BE PERMITTED IN THIS REGION.

FOR SHEAR CONNECTOR TRANSVERSE SPACING, SEE "STRUCTURAL STEEL DETAILS", SHEET 3 OF 3.

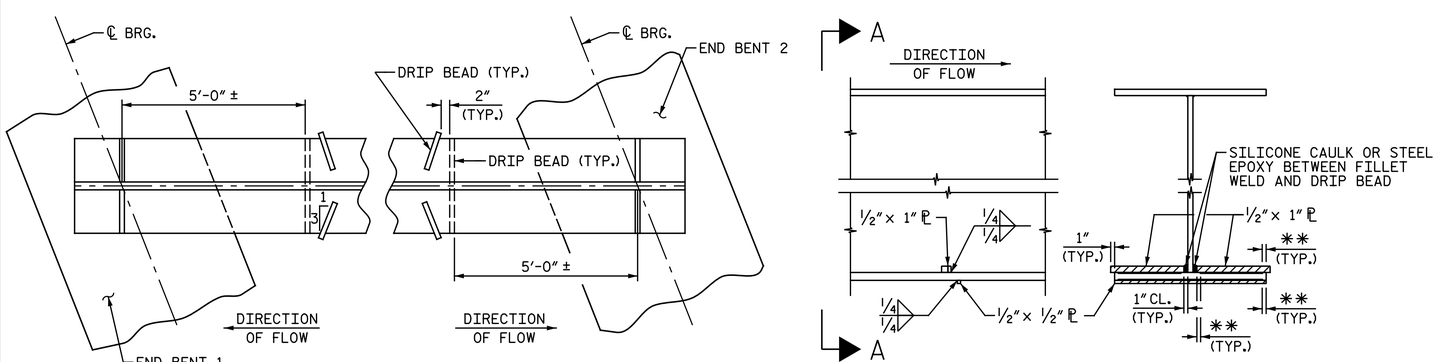

PART PLAN - BOTTOM FLANGE

SECTION

VIEW A-A

DRIP BEAD DETAILS

** SEE "WELD TERMINATION DETAILS" ON "STRUCTURAL STEEL DETAILS", SHEET 2 OF 3.

PROJECT NO. U-3330

NASH COUNTY

STATION: 18+22.61 -Y1-

SHEET 1 OF 3

DOCUMENT NOT CONSIDERED FINAL UNLESS ALL SIGNATURES COMPLETED

NORTH CAROLINA PROFESSIONAL SEAL 042399 ENGINEER BRADLEY J. BELL

DocuSigned by: Bradley J. Bell C41A3F8ECA3C434... 1/27/2017

Michael Baker INTERNATIONAL

Michael Baker Engineering
8000 Regency Parkway, Suite 600
Cary, North Carolina 27518
NC License No.: F-1084

STATE OF NORTH CAROLINA
DEPARTMENT OF TRANSPORTATION
RALEIGH

SUPERSTRUCTURE

STRUCTURAL STEEL DETAILS

LEFT LANES

REVISIONS								SHEET NO.
NO.	BY:	DATE:	NO.	BY:	DATE:			S1-10
1			3					TOTAL SHEETS
2			4					38

DRAWN BY : N. B. SPEAKS DATE : 8-27-16
CHECKED BY : T. M. GARRISON DATE : 9-7-16