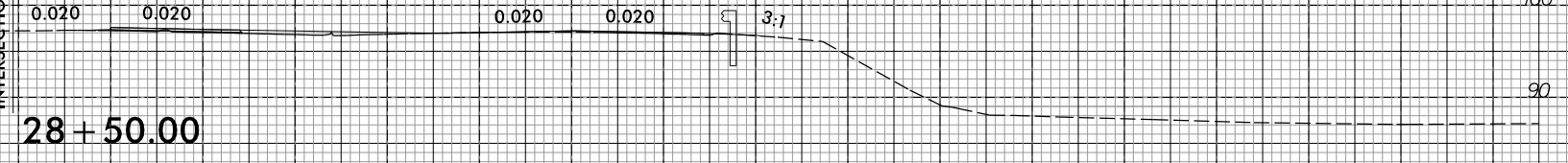


150 140 130 120 110 100 90 80 70 60 50 40 30 20 10 0 10 20 30 40 50 60 70 80 90 100 110 120 130 140 150

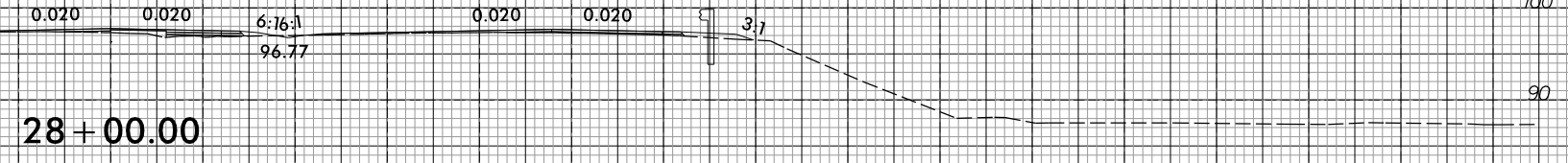
INTERSECTION SH

-DET2- 28 + 48.59



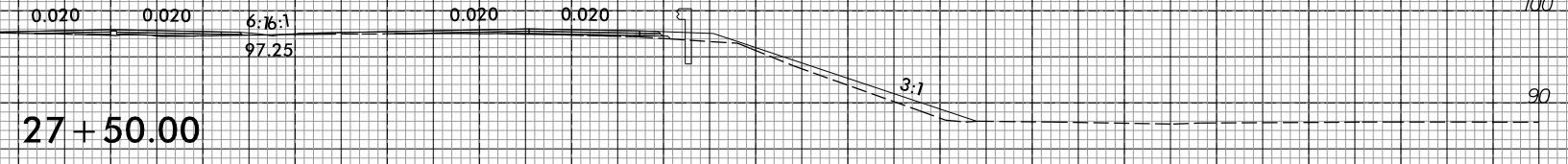
28 + 50.00

-DET2- 27 + 99.81



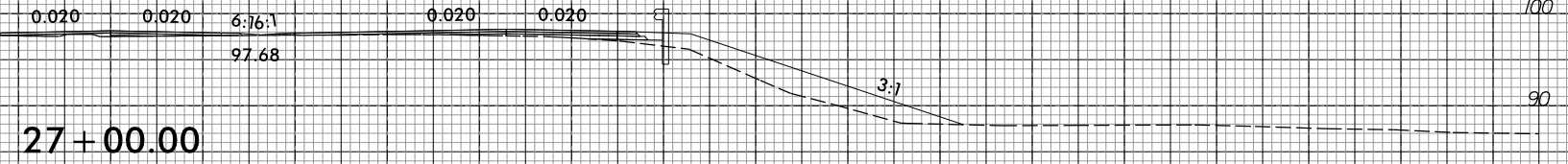
28 + 00.00

-DET2- 27 + 50.98



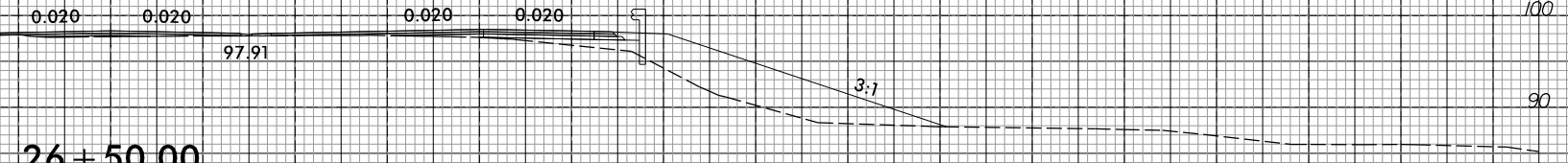
27 + 50.00

-DET2- 27 + 01.85



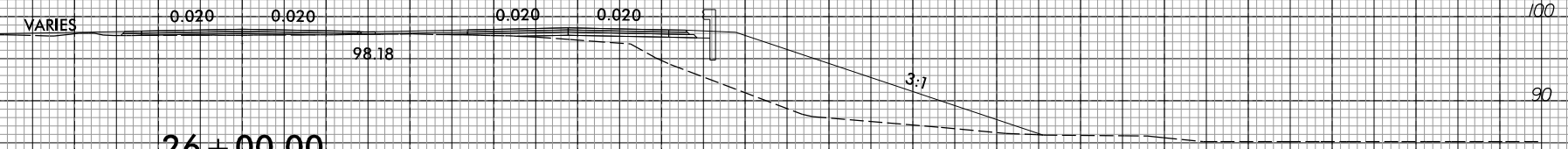
27 + 00.00

-DET2- 26 + 53.15



26 + 50.00

-DET2- 26 + 04.12



26 + 00.00

-DET1-

150 140 130 120 110 100 90 80 70 60 50 40 30 20 10 0 10 20 30 40 50 60 70 80 90 100 110 120 130 140 150