DocuSign Envelope ID: 19EFE3E4-D9A3-46BE-857D-6AA023D99106

PROJECT REFERENCE NO.	SHEET NO.
U-3330	SCP-32

SPLICE ENCLOSURE NO.

T04-0802

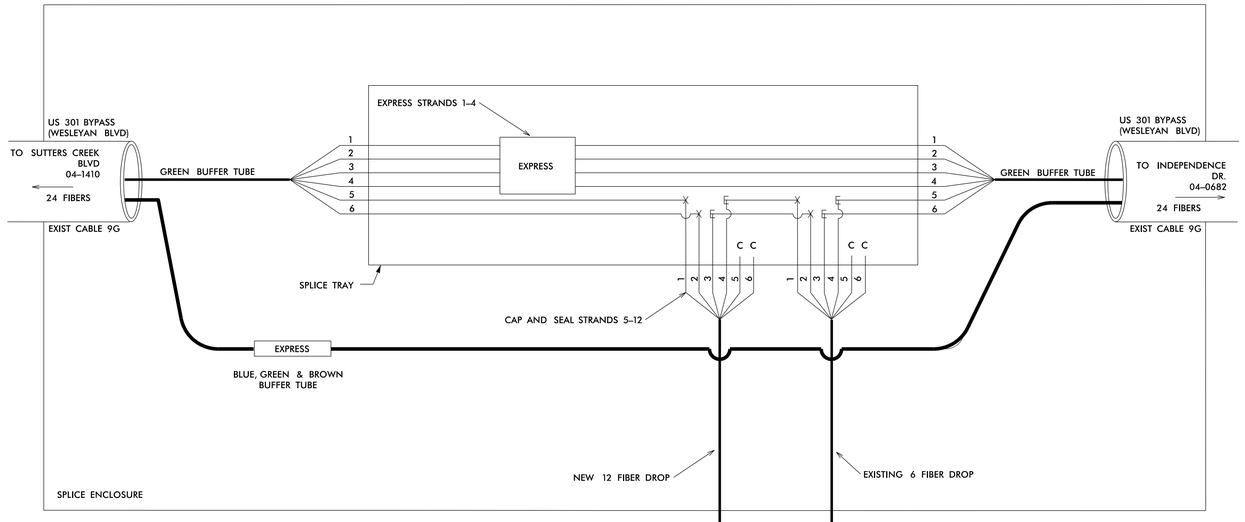

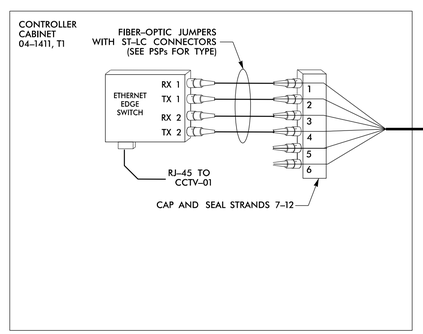

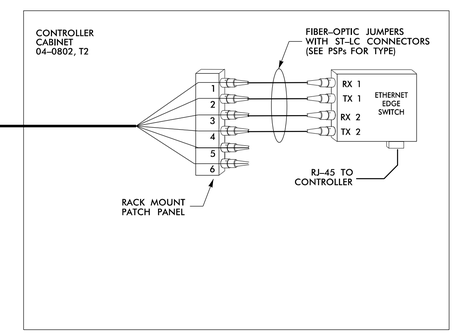

TMP Area 3, Phase III

LEGEND

COLOR CODE TIA-EIA 598-B	
(1) BLUE	(7) RED
(2) ORANGE	(8) BLACK
(3) GREEN	(9) YELLOW
(4) BROWN	(10) VIOLET
(5) SLATE	(11) ROSE
(6) WHITE	(12) AQUA

E = EXIST. FUSION SPLICE INDIVIDUAL FIBER

X = FUSION SPLICE INDIVIDUAL FIBER

C = CAP AND SEAL

EXPRESS = EXPRESS ENTIRE BUFFER TUBE /FIBERS THROUGH WITHOUT CUTTING

BUFFER SPLICE = SPLICE ALL FIBERS IN BUFFER TUBE COLOR TO COLOR

NOTES

1. UNUSED FIBERS LEFT COILED AND STORED IN SPLICE TRAY.
2. UNUSED BUFFER TUBES LEFT COILED AND STORED IN SPLICE ENCLOSURE.
3. EDGE SWITCH CONFIGURATIONS ARE GENERIC. CONTRACTOR IS RESPONSIBLE FOR DETERMINING/ENSURING THE PROPER TERMINATIONS.
4. TWO (2) WEEKS PRIOR TO BEGINNING WORK ON THE SIGNAL SYSTEM, CONTACT THE CITY OF ROCKY MOUNT SENIOR SIGNAL SYSTEM OPERATOR, MICHAEL WEBB, AT 252–972–1132 TO ARRANGE FOR THE CITY OF ROCKY MOUNT TO PROGRAM THE NEW FIELD ETHERNET SWITCHES WITH THE NECESSARY NETWORK CONFIGURATION DATA, INCLUDING BUT NO LIMITED TO: THE PROJECT IP ADDRESS, DEFAULT GATEWAY, SUBNET MASK AND VLAN ID INFORMATION. NOTIFY THE SENIOR SIGNAL SYSTEM OPERATOR AFTER ALL WORK IS PERFORMED TO ENSURE THAT ALL FIBER CIRCUITS ARE FUNCTIONING PROPERLY. WORK IS NOT COMPLETE UNTIL THE SIGNAL SYSTEM IS BACK UP AND OPERATIONAL.
5. CONTRACTOR TO RECORD EXISTNG SPLICE ARRANGEMENT FOR COMPARISON TO THE SUPPLIED SPLICE DETAILS. IF DISCREPANCIES EXIST, CONTACT THE ENGINEER TO DETERMINE HOW TO PROCEED WITH RESPLICING. PROVIDE AS–BUILT PLANS TO THE ENGINEER IF FINAL SPLICE ARRANGED DIFFERS FROM THE SUPPLIED SPLICE DETAILS.
6. INCLUDE ON THE COVER OF EACH SPLICE TRAY THE FOLLOWING INFORMATION (SEE STANDARD SPECIFICATIONS ARTICLE 1731–3(A)):

a. SPLICE LOCATION
b. DATE
c. COMPANY NAME
d. NAME OF INDIVIDUAL PERFORMING THE SPLICE

PRIOR TO INSTALLING THE COVER ON THE SPLICE TRAY, TAKE A DIGITAL PHOTOGRAPH SHOWING THE SPLICE TRAY AND INFORMATION SHOWN ABOVE (ITEMS A–D) AND SUBMIT PHOTOGRAPH ALONG WITH OTDR TEST RESULTS.

ATKINS 1616 EAST MILLBROOK ROAD, SUITE 160
RALEIGH, NORTH CAROLINA 27609
(919) 876-6888 NCBEES #F-0326

DOCUMENT NOT CONSIDERED FINAL UNLESS ALL SIGNATURES COMPLETED

Prepared for the Offices of:
Transportation Mobility and Safety Division
STATE OF NORTH CAROLINA DEPARTMENT OF TRANSPORTATION
Intelligent Transportation Systems
750 Greenfield Parkway, Garner, NC 27529

N.T.S.

US 301 Widening
Fiber Optic
Temp. Splicing Details

Division 4 Nash County Rocky Mount

PLAN DATE: November 2016 REVIEWED BY: HA Badgett
PREPARED BY: GB Spell REVIEWED BY: JT Brooks

REVISIONS	INIT.	DATE

SEAL
NORTH CAROLINA PROFESSIONAL ENGINEER SEAL 019962 HENRY ALFRED BADGETT III
Developed by: Henry Alfred Badgett III 1/30/2017
DOCUSIGNED BY: DATE
CADD Filename: SCP-30.dgn

30-JAN-2017 15:54
U:\transportation\Traffic\Curr\00052135 U-3330 Signals\04_Splicing\Permanent\SCP-30.dgn
spb1232 AT LUS30114