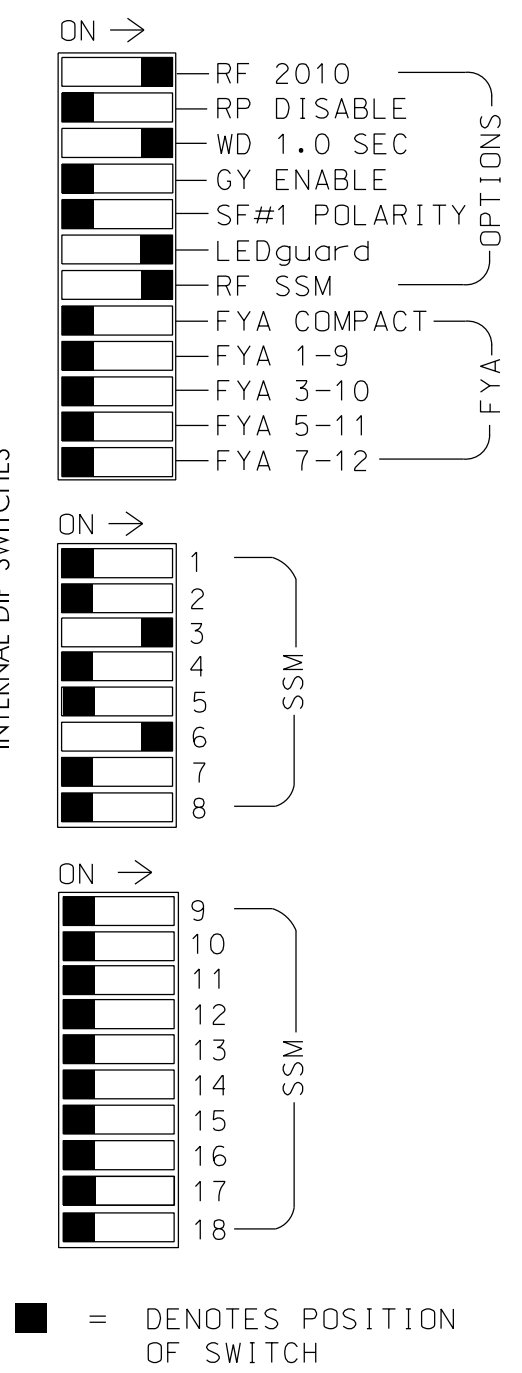
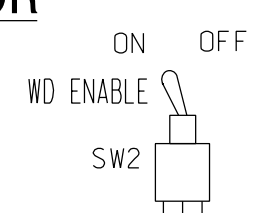



EDI MODEL 2018ECLIP-NC CONFLICT MONITOR PROGRAMMING DETAIL

(set switches as shown)

DO NOT REMOVE DIODE JUMPERS.



NOTES:

1. Card is provided with all diode jumpers in place. Removal of any jumper allows its channels to run concurrently.
2. Ensure jumpers SEL2-SEL5 and SEL9 are present on the monitor board.
3. Ensure that Red Enable is active at all times during normal operation.
4. Integrate monitor with Ethernet network in cabinet.

NOTES

1. To prevent "flash-conflict" problems, insert red flash program blocks for all unused vehicle load switches in the output file. The installer shall verify that signal heads flash in accordance with the Signal Plans.
2. Enable Simultaneous Gap-Out for all phases.
3. Program phase 6 for Variable Initial and Gap Reduction.
4. Program phase 6 for Start Up In Green.
5. Program phase 6 for Yellow Flash.
6. The cabinet and controller are part of the Rocky Mount Signal System.

EQUIPMENT INFORMATION

CONTROLLER.....2070E
 CABINET.....332
 SOFTWARE.....ECONOLITE OASIS
 CABINET MOUNT.....BASE
 OUTPUT FILE POSITIONS...12
 LOAD SWITCHES USED.....S4,S8
 PHASES USED.....3,6
 OVERLAP "A".....NOT USED
 OVERLAP "B".....NOT USED
 OVERLAP "C".....NOT USED
 OVERLAP "D".....NOT USED

PROJECT REFERENCE NO.	SHEET NO.
U-3330	Sig. 16.1

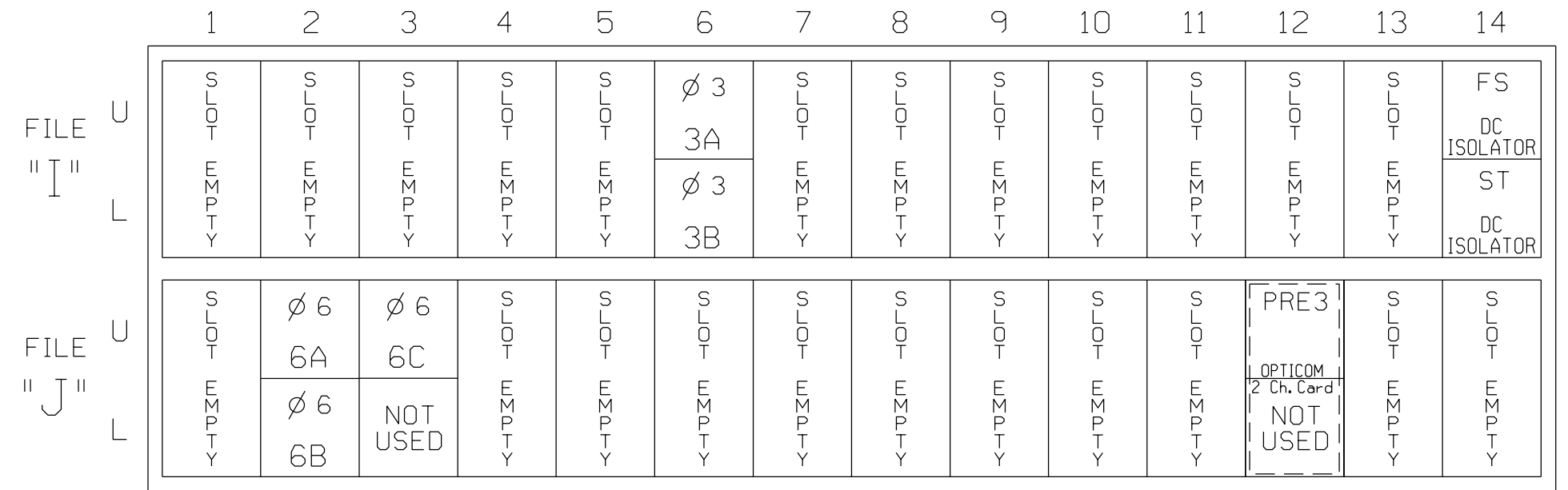
SIGNAL HEAD HOOK-UP CHART

LOAD SWITCH NO.	S1	S2	S3	S4	S5	S6	S7	S8	S9	S10	S11	S12
CMU CHANNEL NO.	1	2	13	3	4	14	5	6	15	7	8	16
PHASE	1	2	2 PED	3	4	4 PED	5	6	6 PED	7	8	8 PED
SIGNAL HEAD NO.	NU	NU	NU	31,32	NU	NU	NU	61,62, 63	NU	NU	NU	NU
RED								134				
YELLOW								135				
GREEN								136				
RED ARROW				116								
YELLOW ARROW				117								
GREEN ARROW				118								

NU = Not Used

INPUT FILE POSITION LAYOUT


(front view)



EX.: 1A, 2A, ETC. = LOOP NO.'S

FS = FLASH SENSE
 ST = STOP TIME
 PRE = PREEMPT

INPUT FILE POSITION LEGEND: J2L

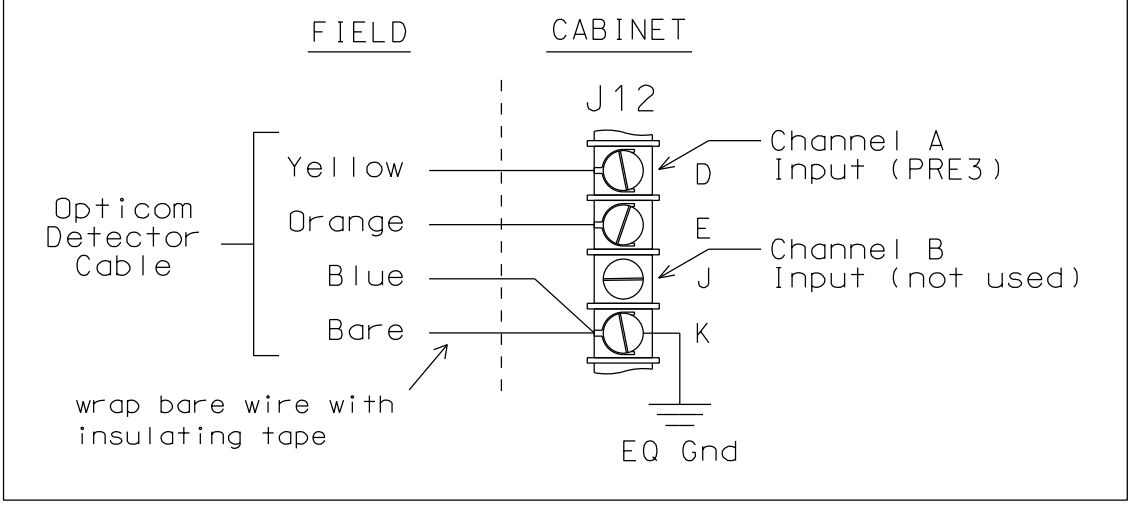


INPUT FILE CONNECTION & PROGRAMMING CHART

LOOP NO.	LOOP TERMINAL	INPUT FILE POS.	PIN NO.	INPUT ASSIGNMENT NO.	DETECTOR NO.	NEMA PHASE	CALL	EXTEND	FULL TIME DELAY	STRETCH TIME	DELAY TIME
3A	TB4-9,10	I6U	41	3	4	3	Y	Y			
3B	TB4-11,12	I6L	45	7	14	3	Y	Y			
6A	TB3-5,6	J2U	40	2	6	6	Y	Y			
6B	TB3-7,8	J2L	44	6	16	6	Y	Y			
6C	TB3-9,10	J3U	64	26	36	6	Y	Y			

TYPICAL OPTICOM FIELD WIRE DETAIL

(input file, rear view)



THIS ELECTRICAL DETAIL IS FOR THE SIGNAL DESIGN: 04-1413
 DESIGNED: November 2016
 SEALED: 1/30/2017
 REVISED:

EMERGENCY VEHICLE PREEMPTION PROGRAMMING DETAIL

(program controller as shown below)

From Main Menu press 'A' (Preemption), then '1' (Standard Preemptions). Press 'NEXT' to advance to Preemption #3.


PREEMPTION #3	SETTINGS (NEXT:1-10)
INTERVAL/TIMING	CLEAR/DWELL PHASES
GRN YEL RED	12345678910111213141516
1 255 0.0 0.0	X
2 0 0.0 0.0	
3 0 0.0 0.0	
4 0 0.0 0.0	
5 0 0.0 0.0	
EXIT CALLS	
OPTIONS	
PRIORITY (Y/N TO SELECT)MED
DELAY TIMER (0-255 SEC)0
MIN GREEN BEFORE PRE (0= DEFAULT)1
PED CLEAR BEFORE PRE (0= DEFAULT)0
YELLOW CLEAR BEFORE PRE (0= DEFAULT)0.0
RED CLEAR BEFORE PRE (0= DEFAULT)0.0
DWELL MIN TIMER (0-255 SEC)12
DWELL MAX TIMER (0-OFF,1-255MIN)0
DWELL HOLD-OVER TIMER (0-255)0
LATCH CALL?N
LINK TO NEXT PREEMPT?N
ENABLE BACKUP PROTECTION?N
HOLD CLEAR 1 PHASES DURING DELAY?N
FAST GREEN FLASH DWELL PHASES?N
PED CLEARANCE THROUGH YELLOW?N
INHIBIT OVERLAP GREEN EXTENSION?N
SERVICE DURING SOFTWARE FLASH?N
REST IN RED DURING DWELL INTERVAL?	..N
FLASH DWELL INTERVAL?N
ALLOW PEDS IN DWELL INTERVAL?N
RE-TIME DWELL INTERVAL?N
OVERLAPS:	ABCDEFGHIJKLMNPO
DWELL INT FLASH YELLOW	
OMIT OVERLAPS:	

PROGRAMING COMPLETE

Program extend time on optical detector unit for 5.0 seconds.


ELECTRICAL DETAIL - Final Design

DOCUMENT NOT CONSIDERED FINAL UNLESS ALL SIGNATURES COMPLETED



US 301 Byp (N. Wesleyan Blvd) at NB U-turn South of NC 43 (Benvenue Road)

Division 04	Nash County	Rocky Mount
PLAN DATE: November 2016	REVIEWED BY: MB Toth	
PREPARED BY: AM Encarnacion	REVIEWED BY:	
REVISIONS	INIT.	DATE



Designed by: Melissa B. Toth 1/30/2017
 DATE
 SIG. INVENTORY NO. 04-1413

ATKINS 1616 EAST MILLBROOK ROAD, SUITE 160
 RALEIGH, NORTH CAROLINA 27609
 (919) 876-6888 NCBEEES #F-0326