DocuSign Envelope ID: 5D7E52A4-3027-4020-9327-416BC4FAE2C9

PROJECT REFERENCE NO.	SHEET NO.
U-3330	Sig. 12.1

EDI MODEL 2018ECLip-NC CONFLICT MONITOR PROGRAMMING DETAIL

(set switches as shown)

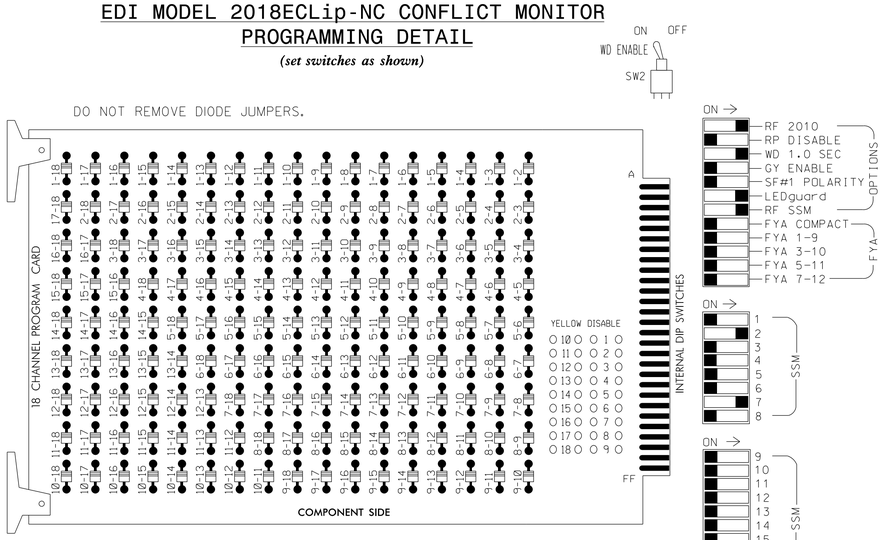

NOTES:

1. Card is provided with all diode jumpers in place. Removal of any jumper allows its channels to run concurrently.
2. Ensure jumpers SEL2-SEL5 and SEL9 are present on the monitor board.
3. Ensure that Red Enable is active at all times during normal operation.
4. Integrate monitor with ethernet network in cabinet.

■ = DENOTES POSITION OF SWITCH

NOTES

1. To prevent "flash-conflict" problems, insert red flash program blocks for all unused vehicle load switches in the output file. The installer shall verify that signal heads flash in accordance with the Signal Plans.
2. Enable Simultaneous Gap-Out for all phases.
3. Program phase 2 for Variable Initial and Gap Reduction.
4. Program phase 2 for Start Up In Green.
5. Program phase 2 for Yellow Flash.
6. The cabinet and controller are part of the Rocky Mount Signal System.

SIGNAL HEAD HOOK-UP CHART

LOAD SWITCH NO.	S1	S2	S3	S4	S5	S6	S7	S8	S9	S10	S11	S12
CMU CHANNEL NO.	1	2	13	3	4	14	5	6	15	7	8	16
PHASE	1	2	2 PED	3	4	4 PED	5	6	6 PED	7	8	8 PED
SIGNAL HEAD NO.	NU	21,22, 23	NU	NU	NU	NU	NU	NU	NU	71,72	NU	NU
RED		128										
YELLOW		129										
GREEN		130										
RED ARROW										122		
YELLOW ARROW										123		
GREEN ARROW										124		

NU = Not Used

EQUIPMENT INFORMATION

CONTROLLER.....2070E
CABINET.....332
SOFTWARE.....ECONOLITE OASIS
CABINET MOUNT.....BASE
OUTPUT FILE POSITIONS...12
LOAD SWITCHES USED.....S2,S10
PHASES USED.....2,7
OVERLAP "A".....NOT USED
OVERLAP "B".....NOT USED
OVERLAP "C".....NOT USED
OVERLAP "D".....NOT USED

EMERGENCY VEHICLE PREEMPTION PROGRAMMING DETAIL

(program controller as shown below)

From Main Menu press 'A' (Preemption), then '1' (Standard Preemptions). Press 'NEXT' to advance to Preemption #3.

```
   PREEMPTION  #3  SETTINGS (NEXT:1-10)
INTERVAL/TIMING ¦  CLEAR/DWELL PHASES
  GRN YEL  RED  ¦123456789101112131415 16
1 255  0.0  0.0 ¦ X
2   0  0.0  0.0 ¦
3   0  0.0  0.0 ¦
4   0  0.0  0.0 ¦
5   0  0.0  0.0 ¦
EXIT CALLS      ¦
          OPTIONS
PRIORITY (Y/N TO SELECT) ............MED
DELAY TIMER (0-255 SEC) .............0
MIN GREEN BEFORE PRE (0= DEFAULT)....1
PED CLEAR BEFORE PRE (0= DEFAULT)....0
YELLOW CLEAR BEFORE PRE (0= DEFAULT).0.0
RED CLEAR BEFORE PRE (0= DEFAULT)....0.0
DWELL MIN TIMER (0-255 SEC) .........12
DWELL MAX TIMER (0=OFF,1-255MIN) ....0
DWELL HOLD-OVER TIMER (0-255) .......0
LATCH CALL? .........................N
LINK TO NEXT PREEMPT? ...............N
ENABLE BACKUP PROTECTION? ...........N
HOLD CLEAR 1 PHASES DURING DELAY? ...N
FAST GREEN FLASH DWELL PHASES? ......N
PED CLEARANCE THROUGH YELLOW? .......N
INHIBIT OVERLAP GREEN EXTENSION? ....N
SERVICE DURING SOFTWARE FLASH? ......N
REST IN RED DURING DWELL INTERVAL? ..N
FLASH DWELL INTERVAL? ...............N
ALLOW PEDS IN DWELL INTERVAL? .......N
RE-TIME DWELL INTERVAL? .............N
OVERLAPS:                ¦ ABCDEFGHIJKLMNOP
DWELL INT FLASH YELLOW   ¦
OMIT OVERLAPS:           ¦
```

PROGRAMING COMPLETE

Program extend time an optical detector unit for 5.0 seconds.

INPUT FILE POSITION LAYOUT

(front view)

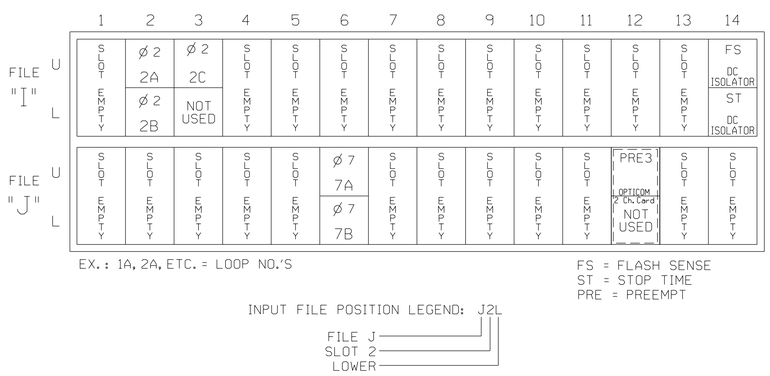

TYPICAL OPTICOM FIELD WIRE DETAIL

(input file, rear view)

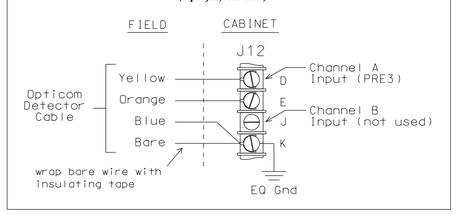

INPUT FILE CONNECTION & PROGRAMMING CHART

LOOP NO.	LOOP TERMINAL	INPUT FILE POS.	PIN NO.	INPUT ASSIGNMENT NO.	DETECTOR NO.	NEMA PHASE	CALL	EXTEND	FULL TIME DELAY	STRETCH TIME	DELAY TIME
2A	TB2-5,6	I2U	39	1	2	2	Y	Y			
2B	TB2-7,8	I2L	43	5	12	2	Y	Y			
2C	TB2-9,10	I3U	63	25	32	2	Y	Y			
7A	TB5-9,10	J6U	42	4	8	7	Y	Y			
7B	TB5-11,12	J6L	46	8	18	7	Y	Y			

THIS ELECTRICAL DETAIL IS FOR
THE SIGNAL DESIGN: 04-1410
DESIGNED: November 2016
SEALED: 1/30/2017
REVISED:

ELECTRICAL DETAIL - Final Design

DOCUMENT NOT CONSIDERED FINAL UNLESS ALL SIGNATURES COMPLETED

ELECTRICAL AND PROGRAMMING DETAILS FOR:

US 301 Byp (N. Wesleyan Blvd) at SB U-Turn North of Hunter Hill Road

Division 04 Nash County Rocky Mount

PLAN DATE: November 2016 REVIEWED BY: MB Toth

PREPARED BY: AM Encarnacion REVIEWED BY:

REVISIONS	INIT.	DATE

Prepared for the Offices of:
Transportation Mobility and Safety Division
Department of Transportation
Signal Management Section
750 N.Greenfield Pkwy,Garner,NC 27529

SEAL
NORTH CAROLINA PROFESSIONAL SEAL 025892 ENGINEER MELISSA B. TOTH

Designed by: Melissa B. Toth 1/30/2017
CHECKED SIGNATURE DATE
SIG. INVENTORY NO. 04-1410

ATKINS 1616 EAST MILLBROOK ROAD, SUITE 160
RALEIGH, NORTH CAROLINA 27609
(919) 876-6888 NCBEES #F-0326

30-JAN-2017 17:56
G:\Transportation\Traffic\Curr\100052135 U-3330 Signals\02_Signals\Design\01 Wiring\04-1410E.dgn
ENC45386 AT LU5290321