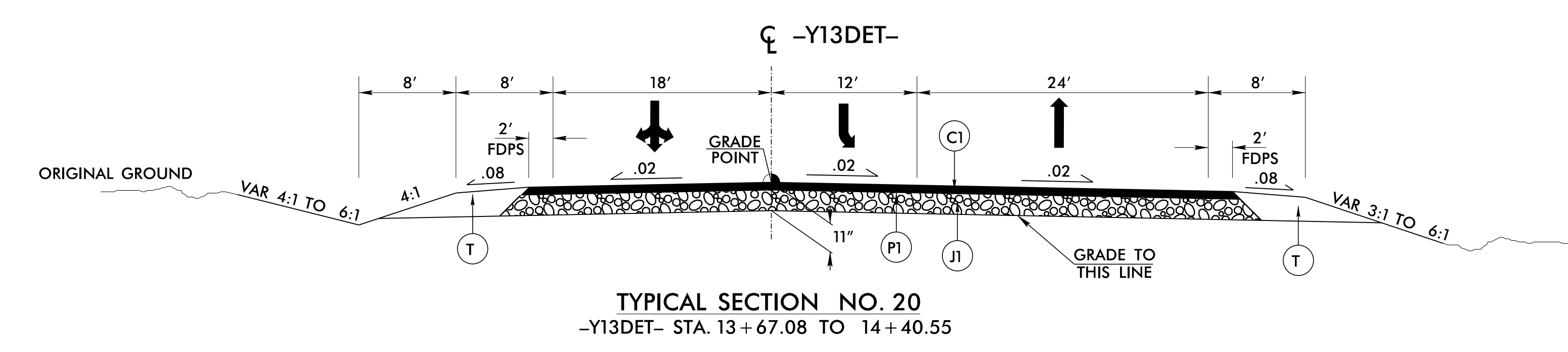
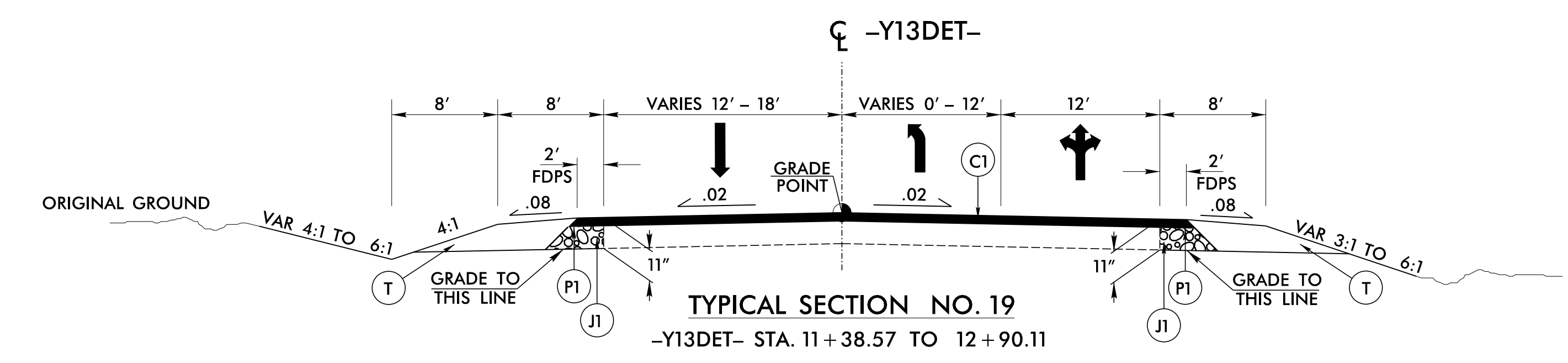
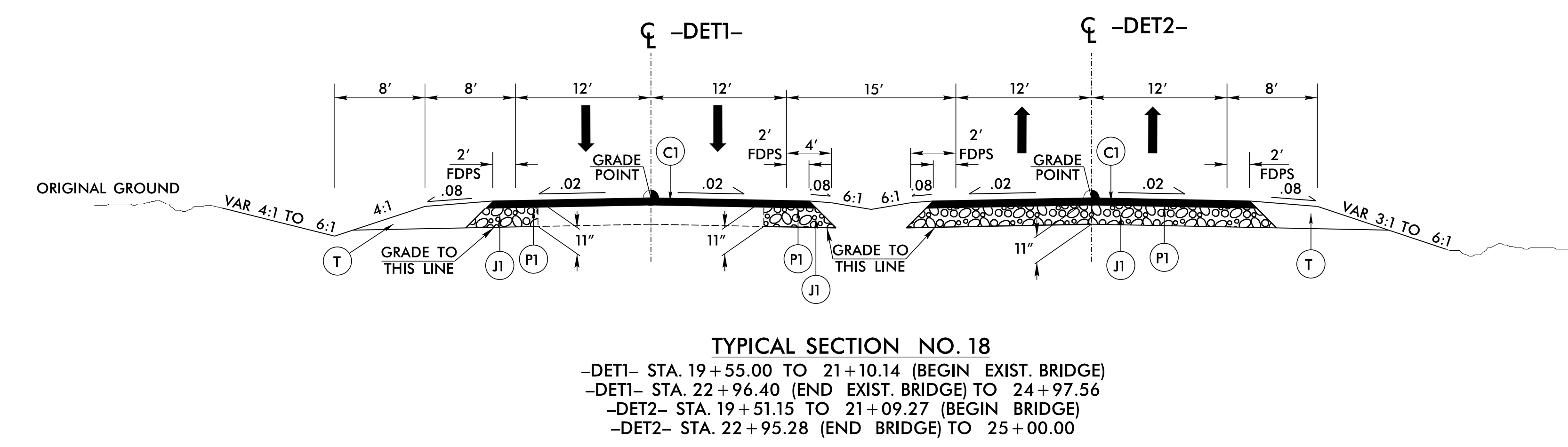
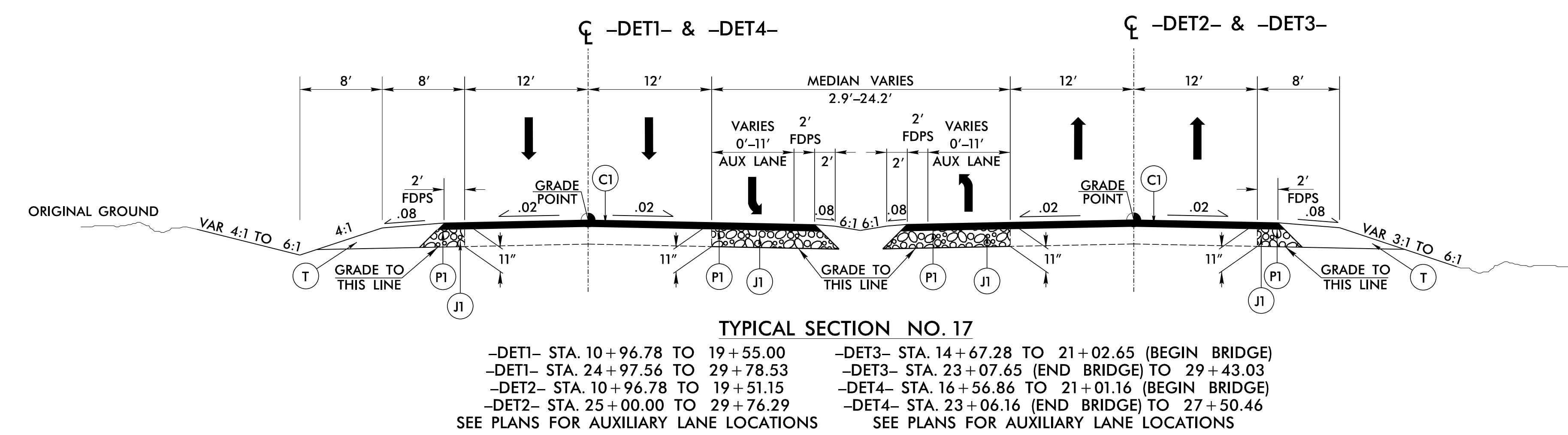


6/2/2017

PAVEMENT SCHEDULE	
C1	3" S9.5B
C2	VAR. S9.5B
C3	1.5" S9.5B
D1	4" I19.0B
D2	3" I19.0B
D3	2.5" I19.0B
D4	VAR. I19.0B
E1	4" B25.0B
E2	5" B25.0B
E3	5.5" B25.0B
E4	VAR. B25.0B
J1	8" ABC
L1	CLASS IV SUBGRADE STABILIZATION
N1	GEOTEXTILE FOR SOIL STABILIZATION
P1	PRIME COAT
R1	2'-6" CURB & GUTTER
R2	1'-6" CURB & GUTTER
R3	5" MONO. ISLAND
R4	CONC. EXP. GUTTER
R5	SHOULDER BERM GUTTER
R6	4" CONCRETE ISLAND COVER
R7	SINGLE FACED CONCRETE BARRIER
S	4" CONCRETE SIDEWALK
T	EARTH MATERIAL
U	EXISTING PAVEMENT
V1	3" MILLING
V2	1.5" MILLING
W1	SEE WEDGING DETAIL 1
W2	SEE WEDGING DETAIL 2
W3	SEE WEDGING DETAIL 3

NOTE: PAVEMENT EDGE SLOPES ARE 1:1 UNLESS SHOWN OTHERWISE



PROJECT REFERENCE NO. U-3330	SHEET NO. 2A-8
ROADWAY DESIGN ENGINEER SEAL ANTHONY DRUM 2017	PAVEMENT DESIGN ENGINEER SEAL CLAY S. MORRIS 2017
DOCUMENT NOT CONSIDERED FINAL UNLESS ALL SIGNATURES COMPLETED	

CALYX
ENGINEERS + CONSULTANTS
Formerly Mulkey Engineers & Consultants

7500 EAST INDEPENDENCE
BOULEVARD, SUITE 100
CHARLOTTE, NC 28227
phone: 704.537.7300
CALYXengineers.com
NC License # F-1333

4/5/2017
R:\Roadway\Proj\U3330\RDY_TYP.dgn