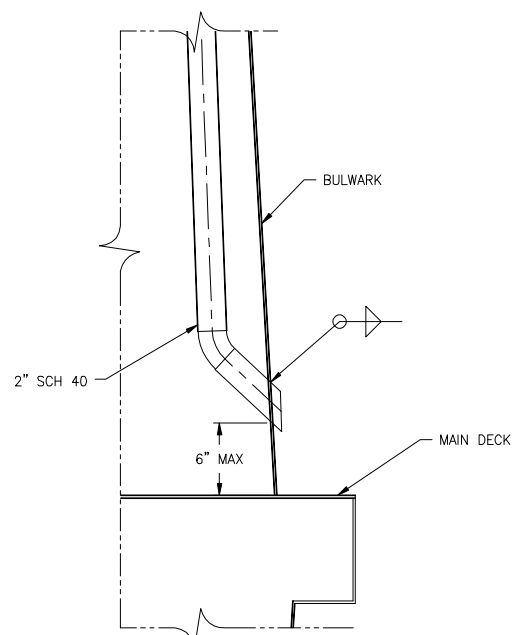


CONFIDENTIAL AND PROPRIETARY PROPERTY OF
Elliott Bay Design Group North Carolina, PLLC
 MAY NOT BE USED FOR CONSTRUCTION OR PROVIDED TO
 ANY THIRD PARTIES WITHOUT PRIOR WRITTEN CONSENT.
 © 2017 ELLIOTT BAY DESIGN GROUP.

MATERIAL SCHEDULE									
SERVICE	SIZE	PIPE	TAKEDOWN JOINTS			VALVES		FITTINGS	FLEXIBLE CONNECTIONS
			MATERIAL	GASKETS	BOLTING	BODY	TRIM		
DECK DRAINS MAWP: 5 PSI MAX TEMP: AMBIENT	ALL	ALUMINUM ASTM B241 6061 T6 ANSI 36.1 SCH 40	FLANGE ALUMINUM 6061 T6 ANSI B16.5 150#	APPROPRIATE FOR SYSTEM	BOLTS: STAINLESS STEEL ASTM A193 GRADE B8M ANSI B18.2.1 NUTS: STAINLESS STEEL ASTM A194 GRADE 8M ANSI B18.2.2	-	-	ALUMINUM 6061 T6 ANSI B16.9 BUTT WELD	-

SYMBOL LIST	
—	DRAIN PIPE
—○	PIPE UP
⊠	DECK DRAIN
○≡	DECK DRAIN OUTLET
△	DECK DRAIN OVERBOARD



DETAIL 1-4A
 TYP DECK DRAIN OUTLET
 THROUGH BULWARK AT MAIN DECK
 SCALE: 1 1/2"=1'-0"

REVISION HISTORY					
REV	ZONE	DESCRIPTION	DWN	DATE	APVD

GENERAL NOTES

- ALL MATERIALS AND WORKMANSHIP SHALL BE IN ACCORDANCE WITH 46 CFR SUBCHAPTER T REGULATIONS.
- THIS DRAWING IS DIAGRAMMATIC AND DOES NOT REPRESENT A COMPLETE DETAILED DESIGN. EQUIPMENT LAYOUT IN A GIVEN AREA IS APPROXIMATE. THE CONTRACTOR SHALL DEVELOP A DETAILED DESIGN THAT PROVIDES A FULLY FUNCTIONAL ARRANGEMENT SUITABLE FOR INSTALLATION, TAKING INTO ACCOUNT ALL NECESSARY SYSTEM INTERFACES AND INTERFERENCES. DIMENSIONS SHALL BE VERIFIED FROM THE SHIP AND MANUFACTURERS' CERTIFIED DRAWINGS AS APPROPRIATE.
- DECK DRAIN SLOPE FROM HORIZONTAL TO BE 1/2 INCH PER FOOT MINIMUM.

REFERENCES

- 16109-003-802-0 CONTRACT SPECIFICATIONS



Elliott Bay Design Group North Carolina, PLLC

CLIENT: **NORTH CAROLINA D.O.T.**
 RALEIGH, NORTH CAROLINA

PROJECT: **PEDESTRIAN FERRY**



TITLE		DECK DRAINS			
SIZE	DWG NO.	16109-003-529-2		REV	-
SCALE	AS NOTED	FILE NAME	16109-003-529-2-	SHEET	1 OF 3
DWN	JHP	MOD		APVD	LGB
		CKD	LGB	APVD	LGB
				APVD DATE	3/3/2017

3/2/2017 3:18:42 PM

6

5

4

3

2

1

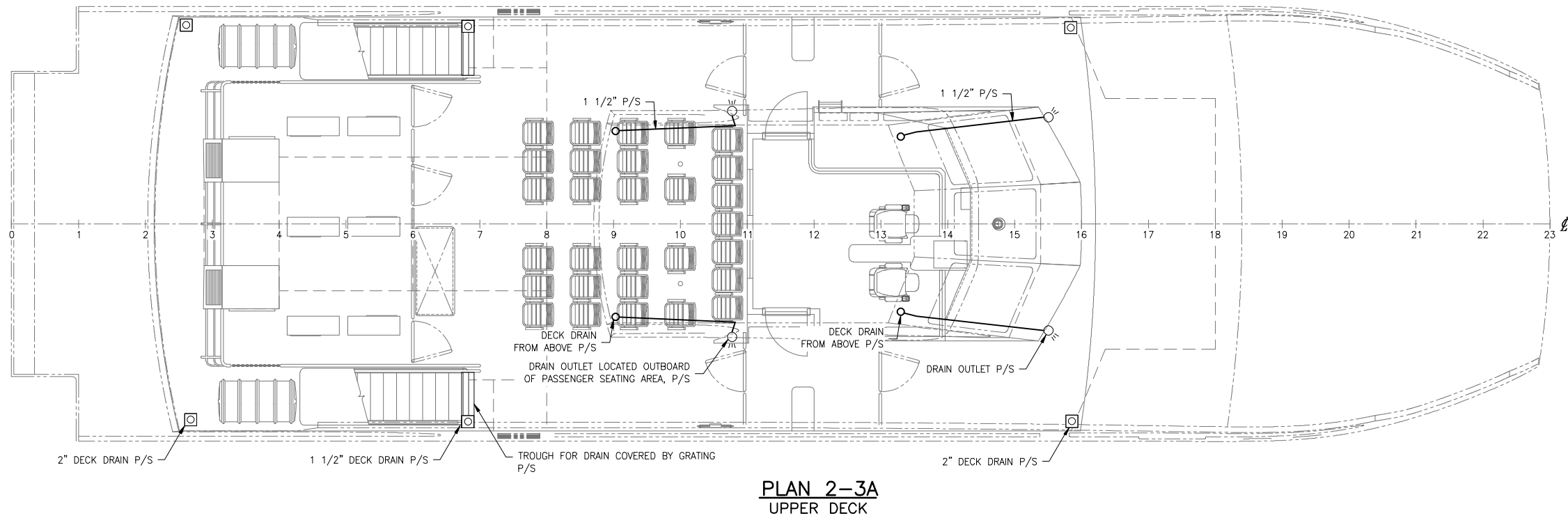
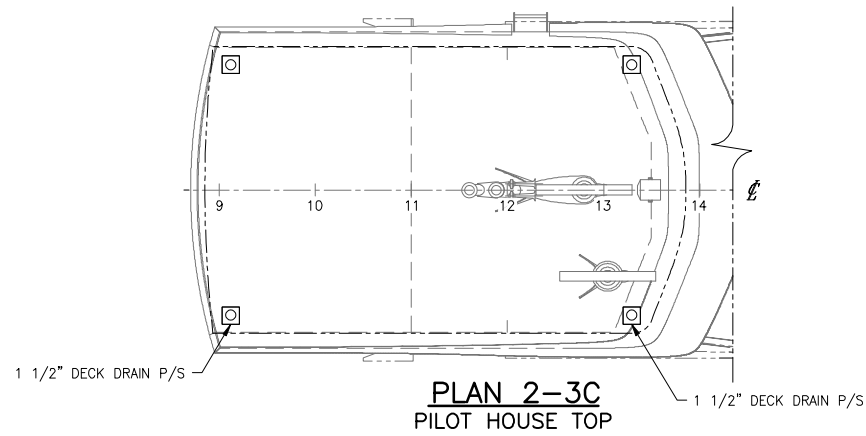
CONFIDENTIAL AND PROPRIETARY PROPERTY OF
Elliott Bay Design Group North Carolina, PLLC
MAY NOT BE USED FOR CONSTRUCTION OR PROVIDED TO
ANY THIRD PARTIES WITHOUT PRIOR WRITTEN CONSENT.
© 2017 ELLIOTT BAY DESIGN GROUP.

D

C

B

A



SIZE	D	DWG NO.	16109-003-529-2	REV	-
SCALE	1/4"=1'-0"	FILE NAME	16109-003-529-2-	SHEET	2 OF 3

6

5

4

3

2

1

D

C

B

A

3/2/2017 3:18:48 PM

6

5

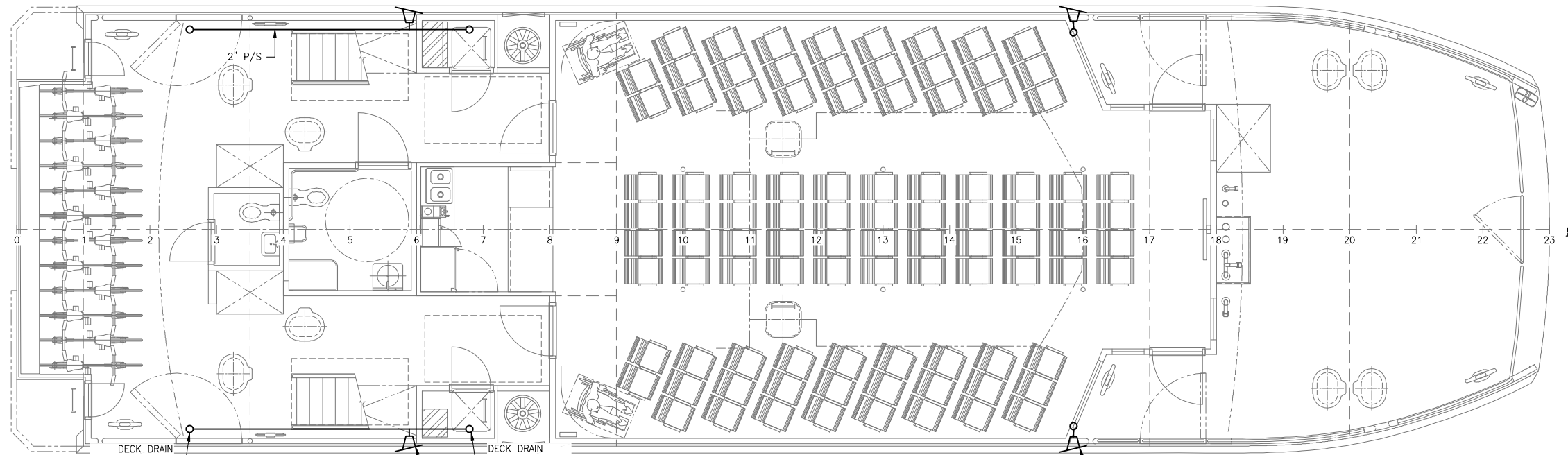
4

3

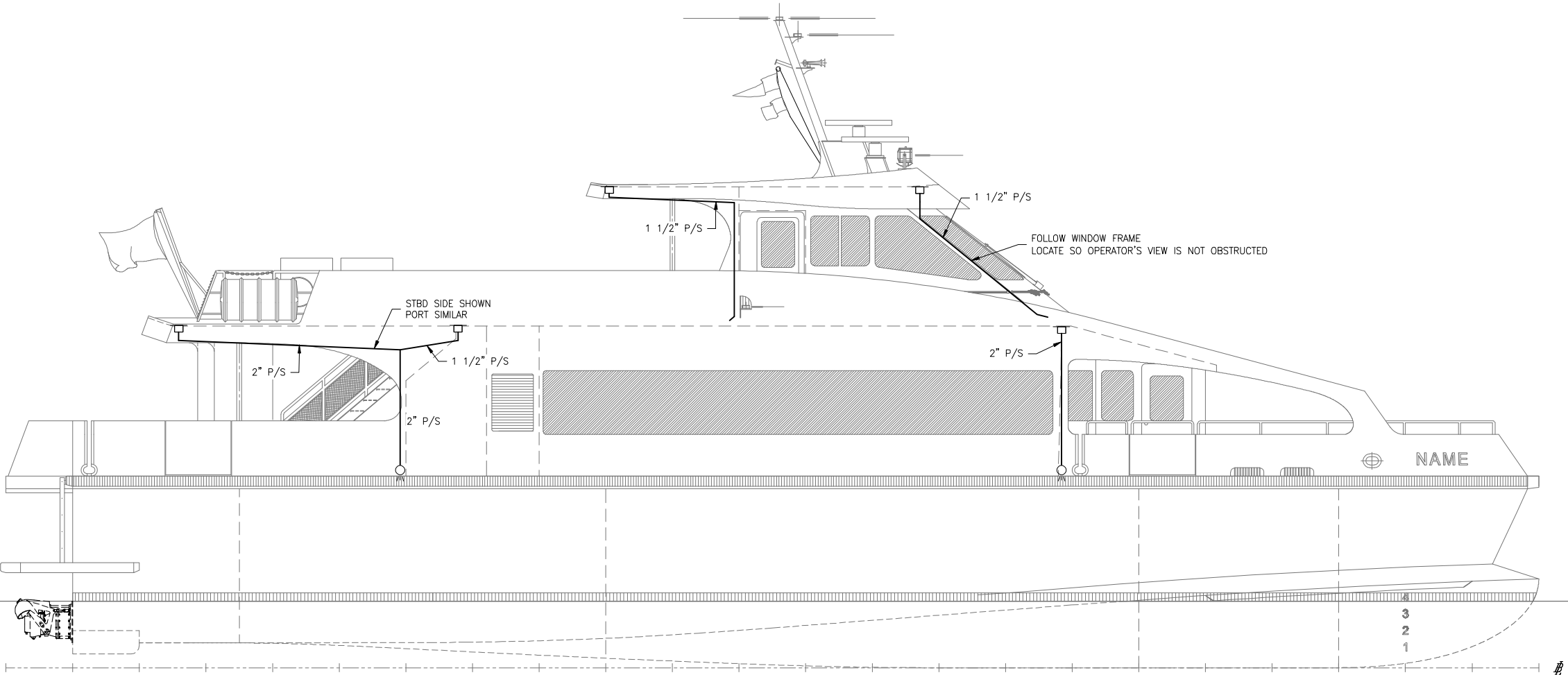
2

1


CONFIDENTIAL AND PROPRIETARY PROPERTY OF
Elliott Bay Design Group North Carolina, PLLC
MAY NOT BE USED FOR CONSTRUCTION OR PROVIDED TO
ANY THIRD PARTIES WITHOUT PRIOR WRITTEN CONSENT.
© 2017 ELLIOTT BAY DESIGN GROUP.



PLAN 3-3C
MAIN DECK



ELEVATION 3-3A
OUTBOARD PROFILE



SIZE	D	DWG NO.	16109-003-529-2	REV	-
SCALE	1/4"=1'-0"	FILE NAME	16109-003-529-2-	SHEET	3 OF 3

3/2/2017 3:18:58 PM

6

5

4

3

2

1