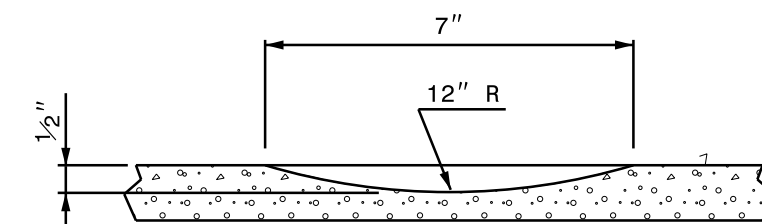


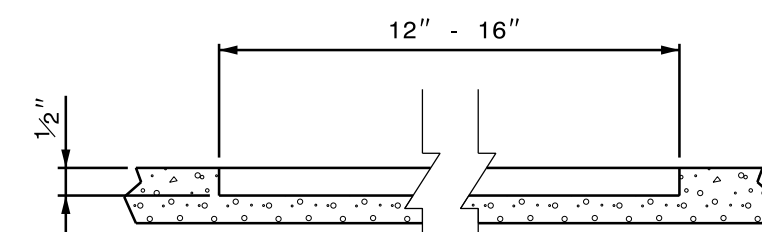
NOTES:

- 1) THERE WILL BE NO CENTERLINE RUMBLE STRIPS OR RUMBLE STRIPES ON 3-LANE SECTIONS.
- 2) USING A VACUUM, REMOVE ALL DEBRIS FROM THE MILLINGS JUST PRIOR TO PLACING ANY PAVEMENT MARKINGS.
- 3) NEW RAISED MARKERS SHALL BE PLACED AS DIRECTED BY THE ENGINEER.

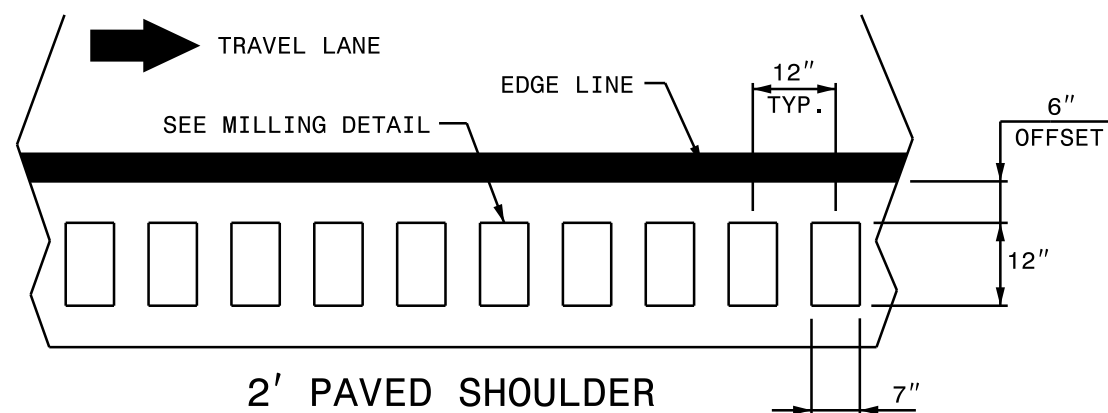
MILLING DETAIL



SECTION A-A'



SECTION B-B'



MILLED RUMBLE STRIPS		REVISIONS	
SCALE:	NONE		
DATE:	04-09		
DWG. BY:	DHB		
DESIGN BY:	DHB		
REVIEWED BY:	CBH		
		CAPO FILE	